



Foundation works(illustration) in Africa(1-409)

Foundation works(illustration) in Africa(1-409)



Dig well and plant trees



What should I do?

只野敏夫  
TADANO TOSHIO

## Reference

- |   |   |                                  |
|---|---|----------------------------------|
| ①図解テキスト 土木一般 (1-5)  |   | 市ヶ谷出版社                           |
| ①Illustrated Text General civil engineering(1-5)                              |   | ICHIGAYA Publishing Co., Ltd     |
| ②図解 土質・基礎用語集  |   | 東洋書店                             |
| Illustrated Glossary of Soil Characteristics and Basic Terms                  |   | Toyo Shoten Co., Ltd.            |
| ④応用地質用語集  |   | 東洋書店                             |
| ④Glossary of applied geological terms   |   | Toyo Shoten Co., Ltd.            |
| ⑤実用英和对訳 土木用語辞典  |   | 工学出版株式会社                         |
| ⑤Practical English-Japanese translation Dictionary of civil engineering terms |   | Engineering Publishing Co., Ltd. |
| ⑥農業土木用語集  |   | 東洋書店                             |
| ⑥Glossary of agricultural civil engineering terms                             |   | Toyo Shoten Co., Ltd.            |
| ⑦土木施工用語集  |   | 東洋書店                             |
| ⑦Glossary of civil engineering construction terms                             |   | Toyo Shoten Co., Ltd.            |
| ⑧土木コンクリート用語集  |   | 東洋書店                             |
| ⑧Glossary of civil engineering and concrete terms                             |   | Toyo Book Book Store             |
| ⑨絵とき 土木施工   |   | オーム社                             |
| ⑨Picture time Civil engineering construction                                  |   | Ohmsha, Ltd                      |
| ⑩ハンディブック 土木   |   | オーム社                             |
| Handy Book Civil Engineering  |   | Ohmsha, Ltd                      |
| ⑪土木工学ハンドブック   | 土木学会編                                     | 技報堂                              |
| ⑪Civil Engineering Handbook   | Edited by Japan Society of Civil Engineer | GIHODO SHUPPAN Co., Ltd.         |
| 土木学会編   |   |                                  |

只野敏夫  
Tadano Toshio

1 (F1)Foundation work-spread foundation Direct basis	spread foundation Direct basis
2 (F2)Foundation work-Pile foundation	Pile foundation
3 (F3)Foundation work-Caisson foundation	Caisson foundation
4 (F4)Foundation work plan	Foundation work
5 (F5)Foundation work-Survey for foundation work plan	Foundation work plan
6 (F6)Foundation work-Considerations during designing foundations	Foundation work plan
7 (F7)Foundation work-Types of foundation work	Foundation work plan
8 (F8)Foundation work-Direct foundation (spread foundation)stabilization	Direct foundation (spread foundation)
9 (F9)Foundation work-Stability to supporting ground Direct foundation (spread foundation)stabilization	Direct foundation (spread foundation)
10 (F10)Foundation work-Stability to supporting ground Direct foundation (spread foundation)stabilization	Direct foundation (spread foundation)
11 (F11)Foundation work-Stability to supporting ground Direct foundation (spread foundation)stabilization	Direct foundation (spread foundation)
12 (F12)Foundation work-Stability to supporting ground Direct foundation (spread foundation)stabilization	Direct foundation (spread foundation)
13 (F13)Foundation work-Stability to supporting ground	Stability to supporting ground
14 (F14)Foundation work-Stability against sliding	Stability against sliding
15 (F15)Foundation work-Stability against falls	Stability against falls
16 (F16)Foundation work-Classification of piles	Classification of piles
17 (F17)Foundation work-Steel pile	Steel pile
18 (F18)Foundation work-RC pile (concrete pile) PC pile	RC pile (concrete pile) PC pile
19 (F19)Foundation work-composite pile	composite pile
20 (F20)Foundation work-Ready-made pile construction method	Ready-made pile construction method
21 (F21)Foundation work-Cast-in-place pile method	Cast-in-place pile method
22 (F22)Foundation work-Classification by support method( friction pile Bearing pile)	friction pile Bearing pile
23 (F23)pile foundation-Comparison of construction depth	pile foundatio
24 (F24)pile foundation-Standard application of piles	pile foundatio
25 (F25)pile foundation-Standard application of piles	pile foundatio
26 (F26)pile foundation-treatment of pile head-RC pile	RC pile
27 (F27)pile foundation-treatment of pile head-PC pile	PC pile
28 (F28)pile foundation-treatment of pile head-steel pipe	steel pipe
29 (F29)pile foundation-Driving ready-made piles-Drop hammer	Drop hammer
30 (F30)pile foundation-Driving ready-made piles-Diesel hammer	Diesel hammer
31 (F31)pile foundation-Driving ready-made piles-Steam hammer/air hammer	Steam hammer/air hammer
32 (F32)pile foundation-Driving ready-made piles-Vibro hammer	Vibro hammer
33 (F33)pile foundation-Driving ready-made piles-(Pre-boring method)	Pre-boring method
34 (F34)pile foundation-(Hollow excavation pile method/Prefabricated pile)	Hollow excavation pile method

35 (F35)pile foundation-(Jet method)	Jet method
36 (F36)pile foundation-(Hydraulic hammer press-in method)	Hydraulic hammer press-in method
37 (F37)pile foundation-(Milk injection method)	Milk injection method
38 (F38)pile foundation-(Soundproof cover)	Soundproof cover
39 (F39)pile foundation-(Welding)	Welding
40 (F40)pile foundation-(piling)	piling
41 (F41)pile foundation-(Stop piling)	Stop piling
42 (F42)pile foundation-(cast-in-place pile)	cast-in-place pile
43 (F43)pile foundation-(Deep foundation)	Deep foundation
44 (F44)pile foundation-(Benoto method)	Benoto method
45 (F45)pile foundation-(Earth drill method)	Earth drill method
46 (F46)pile foundation-(Reverse circulation method)	Reverse circulation method
47 (F47)pile foundation-(Construction management of cast-in-place piles)	Construction management
48 (F48)pile foundation-(Construction management of Benoto Earth Drill Reverse Method)	Benoto Earth Drill Reverse Method
49 (F49)pile foundation-(Construction management of Benoto piles)	Benoto piles
50 (F50)pile foundation-(Benoto piles Slime processing)	Benoto piles
51 (F51)pile foundation-(Earth drill method Treatment of hole walls)	Earth drill
52 (F52)pile foundation-(cast-in-place piles Prevention of construction pollution)	Prevention of construction pollution
53 (F53)pile foundation-(caisson foundation)	caisson foundation
54 (F54)pile foundation-(caisson foundation)	caisson foundation
55 (F55)pile foundation-(caisson foundation)	caisson foundation
56 (F56)pile foundation-(caisson foundation)	caisson foundation
57 (F57)pile foundation-(caisson foundation)	caisson foundation
58 (F58)pile foundation-(pneumatic caisson)	caisson foundation
59 (F59)pile foundation-(pneumatic caisson)	caisson foundation
60 (F60)pile foundation-(pneumatic caisson)	caisson foundation
61 (F61)pile foundation-(pneumatic caisson)	caisson foundation
62 (F62)pile foundation-(Comparison of open caisson and pneumatic caisson)	caisson foundation
63 (F63)pile foundation-(sheet pile foundation)	sheet pile foundation
64 (F64)pile foundation-(precast well)	precast well
65 (F65)pile foundation-(continuous underground wall)	continuous underground wall
66 (F66)pile foundation-(Underpinning)	Underpinning
67 (F67)pile foundation-(Underpinning)	Underpinning
68 (F68)pile foundation-(Underpinning)	Underpinning

69 (F69)pile foundation-(Underpinning)	Underpinning
70 (F70)foundation-Temporary closing - gravity type(levee method)	Temporary closing
71 (F71)foundation-Temporary closing - gravity type(Caisson method)	Temporary closing
72 (F72)foundation-Temporary closing - gravity type(Cellular block method)	Temporary closing
73 (F73)foundation-Temporary closing - gravity type(Corrugated cell)	Corrugated cell
74 (F74)foundation-Temporary closing-sheet pile type(Free-standing type - single sheet pile)	sheet pile type
75 (F75)foundation-Temporary closing-sheet pile type(strut beam type - single/double sheet pile)	sheet pile type
76 (F76)foundation-Temporary closing-sheet pile type(Cell type)	sheet pile type
77 (F77)foundation-Temporary closing	sheet pile type
78 (F78)foundation-Temporary closing(Boiling)	Boiling
79 (F79)foundation-Temporary closing(Heaving)	Heaving
80 (F80)foundation-Temporary closing(Piping)	Piping
81 (F81)foundation-Temporary closing(Quicksand phenomenon)	Quicksand phenomenon
82 (F82)Foundation work-cast-in-place pile(Reverse construction method)	Reverse construction method
83 (F83)Foundation work-(strut type temporary closing work)	strut type temporary closing work
84 (F84)Foundation work-(retaining wall)	retaining wall
85 (F85)Foundation work-(retaining wall)	retaining wall
86 (F86)Foundation work-(retaining wall)	retaining wall
87 (F87)Foundation work-(Island construction method)	Island construction method
88 (F88)Foundation work-(Earth retaining work-Sheet pile (wood) earth retaining)	Sheet pile (wood) earth retaining
89 (F89)Foundation work-(Steel pile (main pile) horizontal sheet pile earth retaining)	Steel pile (main pile)
90 (F90)Foundation work-(Steel sheet pile earth retaining work)	Steel sheet pile
91 (F91)Foundation work-(concrete continuous underground wall)	concrete continuous underground wall
92 (F92)Foundation work-(Drainage method-Shallow sump)	Shallow sump
93 (F93)Foundation work-(Drainage method-Shallow sump)	Shallow sump
94 (F94)Foundation work-Drainage method(Well point construction method)	Well point construction method
95 (F95)Foundation work-Drainage method(Deep well method)	Deep well method
96 (F96)Foundation work-Drainage method(Deep well vacuum construction method)	Deep well vacuum construction method
97 (F97)Foundation work-Drainage method(Electropenetration method)	Electropenetration method
98 (F98)Foundation work-(Drainage method)	Drainage method
99 (F99)Construction plan for piles and caissons(Drop hammer)	Drop hammer
100 (F100)Construction plan for piles and caissons(Diesel hammer)	Diesel hammer
101 (F101)Construction plan for piles and caissons(Vibrohammer)	Vibrohammer
102 (F102)Construction plan for piles and caissons(Long pre-fabricated piles)	Long pre-fabricated piles

103 (F103)Construction plan for piles and caissons(Test piles)	Test piles
104 (F104)Construction plan for piles and caissons-cast-in-place pile(Deep foundation method)	Deep foundation method
105 (F105)cast-in-place pile(Benoto method)	Benoto method
106 (F106)cast-in-place pile(Earth drill method)	Earth drill method
107 (F107)cast-in-place pile(Reverse method)	Reverse method
108 (F108)cast-in-place pile(Open caisson foundation)	Open caisson foundation
109 (F109)cast-in-place pile(Pneumatic caisson construction method)	Pneumatic caisson construction method
110 (F110)Foundation construction machinery(Ready-made piles)	Ready-made piles
111 (F111)Foundation construction machinery(Cast-in-place piles)	Cast-in-place piles
112 (F112)Foundation construction machinery(Features of steel piles)	Features of steel piles
113 (F113)Foundation construction machinery(concrete piles)	concrete piles
114 (F114)Foundation construction machinery(Benoto method)	Benoto method
115 (F115)Foundation construction machinery(Earth drill method)	Earth drill method
116 (F116)Foundation construction machinery(Reverse circulation method)	Reverse circulation method
117 (F117)Foundation construction machinery(Earth auger method)	Earth auger method
118 (F118)Soil improvement(Sand drain method)	Sand drain method
119 (F119)Soil improvement(Sand compaction method/Vibro Composer method)	Sand compaction method
120 (F120)Soil improvement(vibroflotation method)	vibroflotation method
121 (F121)Soil improvement(Well point method)	Well point method
122 (F122)Underground structure	Underground structure
123 (F123)Underground structure	Underground structure
124 (F124)Underground structure	Underground structure
125 (F125)Underground structure(Immersed tunnel method)	Immersed tunnel method
126 (F126)Underground structure(Mountain tunnel construction method)	Mountain tunnel construction method
127 (F127)Underground structure(Shield method)	Shield method
128 (F128)Underground structure	Underground structure
129 (F129)Underground structure	Underground structure
130 (F130)Underground structure	Underground structure
131 (F131)Underground structure(Open cut method)	Open cut method
132 (F132)Underground structure(Open cut method)	Open cut method
133 (F133)Underground structure(Open cut method)	Open cut method
134 (F134)Underground structure(Open cut method)	Open cut method
135 (F135)Underground structure(Types of earth retaining works)	Types of earth retaining works
136 (F136)Underground structure(strut type of earth retaining works)	strut type of earth retaining works

137 (F137)Underground structure(Anchor type of earth retaining works)	Anchor type of earth retaining works
138 (F138)Underground structure(Island construction method of earth retaining works)	Island construction method
139 (F139)Underground structure(Open cut method-Sheet pile (wood) earth retaining)	Sheet pile (wood) earth retaining
140 (F140)Open cut method(Steel pile (main pile) horizontal sheet pile earth retaining)	Steel pile (main pile)
141 (F141)Open cut method(Steel sheet pile earth retaining work)	Steel sheet pile earth retaining work
142 (F142)Open cut method(concrete continuous underground wall)	concrete continuous underground wall
143 (F143)Open cut method(Road lining and excavation)	Road lining
144 (F144)Open cut method(Well point construction method)	Well point
145 (F145)Open cut method(Deep well: sandy soil)	Deep well: sandy soil
146 (F146)underground structure(waterproof)	waterproof
147 (F147)Types of foundation work	foundation work
148 (F148)Types of foundation work	foundation work
149 (F149)Types of foundation work	foundation work
150 (F150)Types of foundation work(direct foundation)	direct foundation
151 (F151)Types of foundation work(Ready-made pile foundation)	Ready-made pile foundation
152 (F152)Types of foundation work(cast-in-place pile foundation)	cast-in-place pile foundation
153 (F153)Types of foundation work(caisson foundation)	caisson foundation
154 (F154)Types of foundation work(points of planning)	points of planning
155 (F155)Types of foundation work(investigation)	investigation
156 (F156)Soft ground improvement method	Soft ground improvement method
157 (F157)Soft ground improvement method(Vibroflow tension method)	Vibroflow tension method
158 (F158)Soft ground improvement method(Sand drain method)	Sand drain method
159 (F159)Earth retaining work	Earth retaining work
160 (F160)Earth retaining work(steel sheet pile)	steel sheet pile
161 (F161)Earth retaining work(Main piles horizontal sheet pile timbering)	Main piles horizontal sheet pile timbering
162 (F162)Earth retaining work(tie rods)	Earth retaining work(tie rods)
163 (F163)Earth retaining work(earth anchor)	Earth retaining work(earth anchor)
164 (F164)Earth retaining work(heaving)	heaving
165 (F165)Earth retaining work(boiling)	boiling
166 (F166)foundation work(direct foundation)	direct foundation
167 (F167)foundation work(direct foundation)	direct foundation
168 (F168)foundation work(direct foundation)	direct foundation
169 (F169)foundation work(direct foundation)	direct foundation
170 (F170)foundation work(direct foundation)	direct foundation

171 (F171)foundation work(direct foundation)	direct foundation
172 (F172)foundation work(pile foundation)	pile foundation
173 (F173)foundation work(pile foundation)	pile foundation
174 (F174)foundation work(pile foundation)	pile foundation
175 (F175)foundation work(pile foundation)	pile foundation
176 (F176)foundation work( ready-made piles)	ready-made piles
177 (F177)foundation work( ready-made piles)	ready-made piles
178 (F178)foundation work(built-in construction method)	ready-made piles
179 (F179)foundation work(Impact construction method for ready-made piles)	ready-made piles
180 (F180)foundation work(diesel hammer)	diesel hammer
181 (F181)foundation work(steam hammer)	steam hammer
182 (F182)foundation work(drop hammer)	drop hammer
183 (F183)foundation work(vibration method)	vibration method
184 (F184)foundation work(Press-in method)	Press-in method
185 (F185)foundation work(Jet method: injection)	Jet method: injection
186 (F186)foundation work(On-site jointing of ready-made piles - Pile cap treatment)	Pile cap treatment
187 (F187)foundation work(Steel pipe pile-cap treatment)	Steel pipe pile-cap treatment
188 (F188)On-site joints for ready-made piles(RC pile) - Pile joints	RC pile - Pile joints
189 (F189)cast-in-place pile(Benoto method: All casing method)	Benoto method: All casing method
190 (F190)cast-in-place pile(Earth drill method)	Earth drill method
191 (F191)cast-in-place pile(Reverse construction method)	Reverse construction method
192 (F192)cast-in-place pile(Deep foundation method)	Deep foundation method
193 (F193)cast-in-place pile(Benoto method)	Benoto method
194 (F194)cast-in-place pile(Earth drill method)	Earth drill method
195 (F195)cast-in-place pile(Reverse construction method)	Reverse construction method
196 (F196)cast-in-place pile(Deep foundation method)	Deep foundation method
197 (F197)cast-in-place pile	cast-in-place pile
198 (F198)cast-in-place pile(open caisson foundation)	open caisson foundation
199 (F199)cast-in-place pile(Pneumatic caisson)	Pneumatic caisson
200 (F200)cast-in-place pile	cast-in-place pile
201 (F201)Sheet pile type foundation work	Sheet pile type foundation work
202 (F202)Sheet pile type foundation work(closing steel sheet pile method)	closing steel sheet pile method
203 (F203)Sheet pile type foundation work(Temporary closing steel sheet pile method)	Temporary closing steel sheet pile method
204 (F204)Caisson foundation with legs	Caisson foundation with legs



205 (F205)multi-column foundation  
206 (F206)Underground continuous wall foundation  
207 (F207)Underground continuous wall foundation  
208 (F208)Underpinning method  
209 (F209)Underpinning method  
210 (F210)Underpinning method  
211 (F211)island cut method  
212 (F212)earth drill method  
213 (F213)anchor bolt  
214 (F214)under pinning method  
215 (F215)mat foundation  
216 (F216)ICOS method  
217 (F217)caisson foundation  
218 (F218)air lock  
219 (F219)circle of influence  
220 (F220)H-section steel pile  
221 (F221)main rope  
222 (F222)all casing method  
223 (F223)wooden maul  
224 (F224)Foundation work  
225 (F225)pile-driver  
226 (F226)broken stone  
227 (F227)broken stone foundation  
228 (F228)group of piles  
229 (F229)casing  
230 (F230)Caisson Foundation  
231 (F231)Caisson foundation  
232 (F232)sand drain method  
233 (F233)sand pile  
234 (F234)composer method  
235 (F235)bearing pile  
236 (F236)test pit  
237 (F237)allowable bearing capacity  
238 (F238)impregnation method of ground

multi-column foundation  
Underground continuous wall foundation  
Underground continuous wall foundation  
Underpinning method  
Underpinning method  
Underpinning method  
island cut method  
earth drill method  
anchor bolt  
under pinning method  
mat foundation  
ICOS method  
caisson foundation  
air lock  
circle of influence  
H-section steel pile  
main rope  
all casing method  
wooden maul  
Foundation work  
pile-driver  
broken stone  
broken stone foundation  
group of piles  
casing  
Caisson Foundation  
Caisson foundation  
sand drain method  
sand pile  
composer method  
bearing pile  
test pit  
allowable bearing capacity  
impregnation method of ground

239 (F239)open cut method  
240 (F240)dowel works:Deep foundation method  
241 (F241)leaving concrete  
242 (F242)stone levee  
243 (F243)lime pile  
244 (F244)plasticity  
245 (F245)boulders stratum  
246 (F246)single pile  
247 (F247)diaphragm wall  
248 (F248)spread foundation  
249 (F249)soil covering  
250 (F250)base drawing  
251 (F251)foundation work  
252 (F252)sheathing work  
253 (F253)trench cut method  
254 (F254)drop hammer  
255 (F255)Hollow excavation pile method  
256 (F256)strip footing  
257 (F257)base stone  
258 (F258)penetration  
259 (F259)negative friction  
260 (F260)drainage method  
261 (F261)foundation  
262 (F262)comparative base line  
263 (F263)standard penetration test  
264 (F264)footing  
265 (F265)bituminous membrane water proofing  
266 (F266)friction pile  
267 (F267)earth drill method  
268 (F268)shallow foundation  
269 (F269)anchor wall / anchor rod  
270 (F270)backfill  
271 (F271)wellpoint method  
272 (F272)wellpoint method

open cut method  
dowel works:Deep foundation method  
leaving concrete  
stone levee  
lime pile  
plasticity  
boulders stratum  
single pile  
diaphragm wall  
spread foundation  
soil covering  
base drawing  
foundation work  
sheathing work  
trench cut method  
drop hammer  
Hollow excavation pile method  
strip footing  
base stone  
penetration  
negative friction  
drainage method  
foundation  
comparative base line  
standard penetration test  
footing  
bituminous membrane water proofing  
friction pile  
earth drill method  
shallow foundation  
anchor wall / anchor rod  
backfill  
wellpoint method  
wellpoint method

273 (F273)influence circle R  
274 (F274)cone penetration test  
275 (F275)open -caisson method  
276 (F276)observation well  
277 (F277)card-board-drain method  
278 (F278)depth of foundation  
279 (F279)Bulb pile Pedestal pile  
280 (F280)strut  
281 (F281)tip of pile  
282 (F282)pile driving resistance  
283 (F283)pile driving frame  
284 (F284)group of piles  
285 (F285)caisson  
286 (F286)composite pile  
287 (F287)Sandpile, Sand Drain, Sand Mat  
288 (F288)bearing pile  
289 (F289)bearing layer  
290 (F290)settlement of ground  
291 (F291)compaction pile  
292 (F292)battered pile  
293 (F293)cantilever sheet pile  
294 (F294)sliding surface  
295 (F295)shear stress  
296 (F296)point bearing pile  
297 (F297)shear failure  
298 (F298)tie rod  
299 (F299)dutch cone  
300 (F300)subsurface dam  
301 (F301)electric resistivity survey  
302 (F302)equipotential line  
303 (F303)earth retaining wall  
304 (F304)drain paper  
305 (F305)trench  
306 (F306)depth of footing

influence circle R  
cone penetration test  
open -caisson method  
observation well  
card-board-drain method  
depth of foundation  
Bulb pile Pedestal pile  
strut  
tip of pile  
pile driving resistance  
pile driving frame  
group of piles  
caisson  
composite pile  
Sandpile, Sand Drain, Sand Mat  
bearing pile  
bearing layer  
settlement of ground  
compaction pile  
battered pile  
cantilever sheet pile  
sliding surface  
shear stress  
point bearing pile  
shear failure  
tie rod  
dutch cone  
subsurface dam  
electric resistivity survey  
equipotential line  
earth retaining wall  
drain paper  
trench  
depth of footing



341 (F341)geotextile- Preventing suction of earth and sand	geotextile
342 (F342)Earth retaining work	Earth retaining work
343 (F343)tremie	tremie
344 (F344)trench excavation	trench excavation
345 (F345)all casing excavator	all casing excavator
346 (F346)Reverse circulation method	Reverse circulation method
347 (F347)earth drill	earth drill
348 (F348)cast in place concrete	cast in place concrete
349 (F349)cast in place concrete-Benoto pile	Benoto pile
350 (F350)footing foundation	footing foundation
351 (F351)earth anchor	earth anchor
352 (F352)Earth drill method	Earth drill method
353 (F353)Reverse circulation methodd	Reverse circulation methodd
354 (F354)Underpeening method - supporting foundation	Underpeening method
355 (F355)caisson excavation workng foundation-open caisson	open caisson
356 (F356)well point	well point
357 (F357)pneumatic caisson-air lock	pneumatic caisson-air lock
358 (F358)masonry	masonry
359 (F359)Piling	Piling
360 (F360)curtain grout	curtain grout
361 (F361) open cut method	open cut method
362 (F362)stand	stand
363 (F363)masonry	masonry
364 (F364)crawler crane	crawler crane
365 (F365)casing tube	casing tube
366 (F366)block masonry-hard vinyl chloride pipe	block masonry-hard vinyl chloride pipe
367 (F367)Earth retaining work-Active earth pressure-passive earth pressure	Earth retaining work
368 (F368)wave dissipation block	wave dissipation block
369 (F369)piling	piling
370 (F370)deep foundation method	deep foundation method
371 (F371)piling	piling
372 (F372)rammer	rammer
373 (F373)cast-in-place concrete- bentonite solution	bentonite solution
374 (F374)cast-in-place concrete- tremie pipe	tremie pipe

375 (F375)Vibrohammer method	Vibrohammer method
376 (F376)pile driver	pile driver
377 (F377)pedestal pile	pedestal pile
378 (F378)Benoto method:All casing construction method	Benoto method:All casing construction method
379 (F379)pile driving	pile driving
380 (F380)Foundation work-mat foundation-Spread foundation	mat foundation-Spread foundation
381 (F381)Foundation work-(Ready-made pile foundation)-Cast-in-place pile foundation	Cast-in-place pile foundation
382 (F382)Foundation work-open caisson-pneumatic caisson	open caisson-pneumatic caisson
383 (F383)Foundation work-Shallow foundation-mat foundation-Spread foundation	mat foundation-Spread foundation
384 (F384)Foundation work-Deep foundation	Deep foundation
385 (F385)Foundation work-direct foundation	direct foundation
386 (F386)Foundation work-pile foundation-ready made piles	pile foundation-ready made piles
387 (F387)Foundation work-pile foundation-cast in place pile	cast in place pile
388 (F388)Foundation work-pile foundation-caisson foundation	caisson foundation
389 (F389)Earth retaining wall	Earth retaining wall
390 (F390)Earth retaining work-Steel sheet pile work	Earth retaining work-Steel sheet pile work
391 (F391)Earth retaining work-Earth anchor method	Earth anchor method
392 (F392)heaving	heaving
393 (F393)Boiling	Boiling
394 (F394)Ground improvement work	Ground improvement work
395 (F395)Ground improvement work-Vibroflotation method	Vibroflotation method
396 (F396)Ground improvement work-Vibro Composer method	Vibro Composer method
397 (F397)Ground improvement work-Sand compaction method	Sand compaction method
398 (F398)Ground improvement work-Preloading method	Preloading method
399 (F399)Ground improvement work-Sand drain method	Sand drain method
400 (F400)Ground improvement work-Paper drain method	Paper drain method
401 (F401)spread foundation : direct foundation	spread foundation : direct foundation
402 (F402)spread foundation-direct foundation	spread foundation-direct foundation
403 (F403)classification of pile foundation work	pile foundation work
404 (F404)cast-in-place pile Benoto method	Benoto method
405 (F405)cast-in-place pile Earth drill method	Earth drill method
406 (F406)cast-in-place pile Reverse construction method	Reverse construction method
407 (F407)cast-in-place pile Open caisson construction method	Open caisson construction method
408 (F408)cast-in-place pile pneumatic caisson	pneumatic caisson

409 (F409)Foundation construction machinery(Pedestal method)

Pedestal method

218 (F218)air lock	air lock
345 (F345)all casing excavator	all casing excavator
222 (F222)all casing method	all casing method
237 (F237)allowable bearing capacity	allowable bearing capacity
213 (F213)anchor bolt	anchor bolt
320 (F320)anchor method	anchor method
137 (F137)Underground structure(Anchor type of earth retaining works)	Anchor type of earth retaining works
269 (F269)anchor wall / anchor rod	anchor wall / anchor rod
270 (F270)backfill	backfill
250 (F250)base drawing	base drawing
257 (F257)base stone	base stone
292 (F292)battered pile	battered pile
289 (F289)bearing layer	bearing layer
235 (F235)bearing pile	bearing pile
288 (F288)bearing pile	bearing pile
48 (F48)pile foundation-(Construction management of Benoto Earth Drill Reverse Method)	Benoto Earth Drill Reverse Method
44 (F44)pile foundation-(Benoto method)	Benoto method
105 (F105)cast-in-place pile(Benoto method)	Benoto method
114 (F114)Foundation construction machinery(Benoto method)	Benoto method
193 (F193)cast-in-place pile(Benoto method)	Benoto method
404 (F404)cast-in-place pile Benoto method	Benoto method
189 (F189)cast-in-place pile(Benoto method: All casing method)	Benoto method: All casing method
378 (F378)Benoto method:All casing construction method	Benoto method:All casing construction method
316 (F316)benoto method:open:all casing method	benoto method:open:all casing method
349 (F349)cast in place concrete-Benoto pile	Benoto pile
49 (F49)pile foundation-(Construction management of Benoto piles)	Benoto piles
50 (F50)pile foundation-(Benoto piles Slime processing)	Benoto piles
373 (F373)cast-in-place concrete- bentonite solution	bentonite solution
265 (F265)bituminous membrane water proofing	bituminous membrane water proofing
366 (F366)block masonry-hard vinyl chloride pipe	block masonry-hard vinyl chloride pipe
78 (F78)foundation-Temporary closing(Boiling)	Boiling
165 (F165)Earth retaining work(boiling)	boiling
393 (F393)Boiling	Boiling
245 (F245)boulders stratum	boulders stratum



226 (F226)broken stone	broken stone
227 (F227)broken stone foundation	broken stone foundation
279 (F279)Bulb pile Pedestal pile	Bulb pile Pedestal pile
285 (F285)caisson	caisson
231 (F231)Caisson foundation	Caisson foundation
3 (F3)Foundation work-Caisson foundation	Caisson foundation
53 (F53)pile foundation-(caisson foundation)	caisson foundation
54 (F54)pile foundation-(caisson foundation)	caisson foundation
55 (F55)pile foundation-(caisson foundation)	caisson foundation
56 (F56)pile foundation-(caisson foundation)	caisson foundation
57 (F57)pile foundation-(caisson foundation)	caisson foundation
58 (F58)pile foundation-(pneumatic caisson)	caisson foundation
59 (F59)pile foundation-(pneumatic caisson)	caisson foundation
60 (F60)pile foundation-(pneumatic caisson)	caisson foundation
61 (F61)pile foundation-(pneumatic caisson)	caisson foundation
62 (F62)pile foundation-(Comparison of open caisson and pneumatic caisson)	caisson foundation
153 (F153)Types of foundation work(caisson foundation)	caisson foundation
388 (F388)Foundation work-pile foundation-caisson foundation	caisson foundation
217 (F217)caisson foundation	caisson foundation
204 (F204)Caisson foundation with legs	Caisson foundation with legs
230 (F230)Caisson Foundation	Caisson Foundation
293 (F293)cantilever sheet pile	cantilever sheet pile
277 (F277)card-board-drain method	card-board-drain method
229 (F229)casing	casing
365 (F365)casing tube	casing tube
309 (F309)cast in place concrete	cast in place concrete
348 (F348)cast in place concrete	cast in place concrete
387 (F387)Foundation work-pile foundation-cast in place pile	cast in place pile
42 (F42)pile foundation-(cast-in-place pile)	cast-in-place pile
197 (F197)cast-in-place pile	cast-in-place pile
200 (F200)cast-in-place pile	cast-in-place pile
152 (F152)Types of foundation work(cast-in-place pile foundation)	cast-in-place pile foundation
381 (F381)Foundation work-(Ready-made pile foundation)-Cast-in-place pile foundation	Cast-in-place pile foundation
21 (F21)Foundation work-Cast-in-place pile method	Cast-in-place pile method

111 (F111)Foundation construction machinery(Cast-in-place piles)	Cast-in-place piles
219 (F219)circle of influence	circle of influence
16 (F16)Foundation work-Classification of piles	Classification of piles
202 (F202)Sheet pile type foundation work(closing steel sheet pile method)	closing steel sheet pile method
291 (F291)compaction pile	compaction pile
262 (F262)comparative base line	comparative base line
19 (F19)Foundation work-composite pile	composite pile
286 (F286)composite pile	composite pile
234 (F234)composer method	composer method
91 (F91)Foundation work-(concrete continuous underground wall)	concrete continuous underground wall
142 (F142)Open cut method(concrete continuous underground wall)	concrete continuous underground wall
113 (F113)Foundation construction machinery(concrete piles)	concrete piles
274 (F274)cone penetration test	cone penetration test
47 (F47)pile foundation-(Construction management of cast-in-place piles)	Construction management
65 (F65)pile foundation-(continuous underground wall)	continuous underground wall
73 (F73)foundation-Temporary closing - gravity type(Corrugated cell)	Corrugated cell
364 (F364)crawler crane	crawler crane
360 (F360)curtain grout	curtain grout
43 (F43)pile foundation-(Deep foundation)	Deep foundation
384 (F384)Foundation work-Deep foundation	Deep foundation
104 (F104)Construction plan for piles and caissons-cast-in-place pile(Deep foundation method)	Deep foundation method
192 (F192)cast-in-place pile(Deep foundation method)	Deep foundation method
196 (F196)cast-in-place pile(Deep foundation method)	Deep foundation method
370 (F370)deep foundation method	deep foundation method
95 (F95)Foundation work-Drainage method(Deep well method)	Deep well method
96 (F96)Foundation work-Drainage method(Deep well vacuum construction method)	Deep well vacuum construction method
145 (F145)Open cut method(Deep well: sandy soil)	Deep well: sandy soil
306 (F306)depth of footing	depth of footing
278 (F278)depth of foundation	depth of foundation
247 (F247)diaphragm wall	diaphragm wall
30 (F30)pile foundation-Driving ready-made piles-Diesel hammer	Diesel hammer
100 (F100)Construction plan for piles and caissons(Diesel hammer)	Diesel hammer
180 (F180)foundation work(diesel hammer)	diesel hammer
150 (F150)Types of foundation work(direct foundation)	direct foundation

166 (F166)foundation work(direct foundation)	direct foundation
167 (F167)foundation work(direct foundation)	direct foundation
168 (F168)foundation work(direct foundation)	direct foundation
169 (F169)foundation work(direct foundation)	direct foundation
170 (F170)foundation work(direct foundation)	direct foundation
171 (F171)foundation work(direct foundation)	direct foundation
385 (F385)Foundation work-direct foundation	direct foundation
8 (F8)Foundation work-Direct foundation (spread foundation)stabilization	Direct foundation (spread foundation)
9 (F9)Foundation work-Stability to supporting ground Direct foundation (spread foundation)stabilization	Direct foundation (spread foundation)
10 (F10)Foundation work-Stability to supporting ground Direct foundation (spread foundation)stabilization	Direct foundation (spread foundation)
11 (F11)Foundation work-Stability to supporting ground Direct foundation (spread foundation)stabilization	Direct foundation (spread foundation)
12 (F12)Foundation work-Stability to supporting ground Direct foundation (spread foundation)stabilization	Direct foundation (spread foundation)
240 (F240)dowel works:Deep foundation method	dowel works:Deep foundation method
307 (F307)drain	drain
304 (F304)drain paper	drain paper
98 (F98)Foundation work-(Drainage method)	Drainage method
260 (F260)drainage method	drainage method
308 (F308)drainage path	drainage path
29 (F29)pile foundation-Driving ready-made piles-Drop hammer	Drop hammer
99 (F99)Construction plan for piles and caissons(Drop hammer)	Drop hammer
182 (F182)foundation work(drop hammer)	drop hammer
254 (F254)drop hammer	drop hammer
299 (F299)dutch cone	dutch cone
351 (F351)earth anchor	earth anchor
391 (F391)Earth retaining work-Earth anchor method	Earth anchor method
117 (F117)Foundation construction machinery(Earth auger method)	Earth auger method
347 (F347)earth drill	earth drill
51 (F51)pile foundation-(Earth drill method Treatment of hole walls)	Earth drill
45 (F45)pile foundation-(Earth drill method)	Earth drill method
106 (F106)cast-in-place pile(Earth drill method)	Earth drill method
115 (F115)Foundation construction machinery(Earth drill method)	Earth drill method
190 (F190)cast-in-place pile(Earth drill method)	Earth drill method
194 (F194)cast-in-place pile(Earth drill method)	Earth drill method
212 (F212)earth drill method	earth drill method

267 (F267)earth drill method  
352 (F352)Earth drill method  
405 (F405)cast-in-place pile Earth drill method  
303 (F303)earth retaining wall  
389 (F389)Earth retaining wall  
159 (F159)Earth retaining work  
342 (F342)Earth retaining work  
367 (F367)Earth retaining work-Active earth pressure-passive earth pressure  
163 (F163)Earth retaining work(earth anchor)  
162 (F162)Earth retaining work(tie rods)  
390 (F390)Earth retaining work-Steel sheet pile work  
301 (F301)electric resistivity survey  
97 (F97)Foundation work-Drainage method(Electropenetration method)  
302 (F302)equipotential line  
319 (F319)extra banking  
112 (F112)Foundation construction machinery(Features of steel piles)  
264 (F264)footing  
350 (F350)footing foundation  
311 (F311)footing foundation Independent footing foundation  
312 (F312)footing foundation Composite footing foundation  
313 (F313)footing foundation Continuous footing foundation  
314 (F314)footing foundation mat foundation  
261 (F261)foundation  
147 (F147)Types of foundation work  
148 (F148)Types of foundation work  
149 (F149)Types of foundation work  
224 (F224)Foundation work  
251 (F251)foundation work  
4 (F4)Foundation work plan  
5 (F5)Foundation work-Survey for foundation work plan  
6 (F6)Foundation work-Considerations during designing foundations  
7 (F7)Foundation work-Types of foundation work  
266 (F266)friction pile  
22 (F22)Foundation work-Classification by support method( friction pile Bearing pile)

earth drill method  
Earth drill method  
Earth drill method  
earth retaining wall  
Earth retaining wall  
Earth retaining work  
Earth retaining work  
Earth retaining work  
Earth retaining work  
Earth retaining work(earth anchor)  
Earth retaining work(tie rods)  
Earth retaining work-Steel sheet pile work  
electric resistivity survey  
Electropenetration method  
equipotential line  
extra banking  
Features of steel piles  
footing  
footing foundation  
footing foundation  
footing foundation  
footing foundation  
footing foundation  
footing foundation  
foundation  
foundation work  
foundation work  
foundation work  
Foundation work  
foundation work  
Foundation work  
Foundation work plan  
Foundation work plan  
Foundation work plan  
friction pile  
friction pile Bearing pile

338 (F338)geotextile-Embankment drainage reinforcement	geotextile
339 (F339)geotextile-Separation of different materials	geotextile
340 (F340)geotextile- Reinforcement of ground, roadbed, etc.	geotextile
341 (F341)geotextile- Preventing suction of earth and sand	geotextile
394 (F394)Ground improvement work	Ground improvement work
228 (F228)group of piles	group of piles
284 (F284)group of piles	group of piles
327 (F327)grouting	grouting
79 (F79)foundation-Temporary closing(Heaving)	Heaving
164 (F164)Earth retaining work(heaving)	heaving
310 (F310)heaving	heaving
392 (F392)heaving	heaving
34 (F34)pile foundation-(Hollow excavation pile method/Prefabricated pile)	Hollow excavation pile method
255 (F255)Hollow excavation pile method	Hollow excavation pile method
220 (F220)H-section steel pile	H-section steel pile
36 (F36)pile foundation-(Hydraulic hammer press-in method)	Hydraulic hammer press-in method
216 (F216)ICOS method	ICOS method
125 (F125)Underground structure(Immersed tunnel method)	Immersed tunnel method
238 (F238)impregnation method of ground	impregnation method of ground
273 (F273)influence circle R	influence circle R
155 (F155)Types of foundation work(investigation)	investigation
87 (F87)Foundation work-(Island construction method)	Island construction method
138 (F138)Underground structure(Island construction method of earth retaining works)	Island construction method
211 (F211)island cut method	island cut method
35 (F35)pile foundation-(Jet method)	Jet method
185 (F185)foundation work(Jet method: injection)	Jet method: injection
241 (F241)leaving concrete	leaving concrete
243 (F243)lime pile	lime pile
102 (F102)Construction plan for piles and caissons(Long pre-fabricated piles)	Long pre-fabricated piles
161 (F161)Earth retaining work(Main piles horizontal sheet pile timbering)	Main piles horizontal sheet pile timbering
221 (F221)main rope	main rope
358 (F358)masonry	masonry
363 (F363)masonry	masonry
215 (F215)mat foundation	mat foundation

380 (F380)Foundation work-mat foundation-Spread foundation	mat foundation-Spread foundation
383 (F383)Foundation work-Shallow foundation-mat foundation-Spread foundation	mat foundation-Spread foundation
37 (F37)pile foundation-(Milk injection method)	Milk injection method
126 (F126)Underground structure(Mountain tunnel construction method)	Mountain tunnel construction method
205 (F205)multi-column foundation	multi-column foundation
259 (F259)negative friction	negative friction
276 (F276)observation well	observation well
330 (F330)open caisson	open caisson
355 (F355)caisson excavation workng foundation-open caisson	open caisson
407 (F407)cast-in-place pile Open caisson construction method	Open caisson construction method
108 (F108)cast-in-place pile(Open caisson foundation)	Open caisson foundation
198 (F198)cast-in-place pile(open caisson foundation)	open caisson foundation
275 (F275)open -caisson method	open -caisson method
382 (F382)Foundation work-open caisson-pneumatic caisson	open caisson-pneumatic caisson
131 (F131)Underground structure(Open cut method)	Open cut method
132 (F132)Underground structure(Open cut method)	Open cut method
133 (F133)Underground structure(Open cut method)	Open cut method
134 (F134)Underground structure(Open cut method)	Open cut method
239 (F239)open cut method	open cut method
361 (F361) open cut method	open cut method
400 (F400)Ground improvement work-Paper drain method	Paper drain method
27 (F27)pile foundation-treatment of pile head-PC pile	PC pile
409 (F409)Foundation construction machinery(Pedestal method)	Pedestal method
377 (F377)pedestal pile	pedestal pile
258 (F258)penetration	penetration
283 (F283)pile driving frame	pile driving frame
282 (F282)pile driving resistance	pile driving resistance
186 (F186)foundation work(On-site jointing of ready-made piles - Pile cap treatment)	Pile cap treatment
376 (F376)pile driver	pile driver
379 (F379)pile driving	pile driving
23 (F23)pile foundation-Comparison of construction depth	pile foundatio
24 (F24)pile foundation-Standard application of piles	pile foundatio
25 (F25)pile foundation-Standard application of piles	pile foundatio
2 (F2)Foundation work-Pile foundation	Pile foundation

172 (F172)foundation work(pile foundation)	pile foundation
173 (F173)foundation work(pile foundation)	pile foundation
174 (F174)foundation work(pile foundation)	pile foundation
175 (F175)foundation work(pile foundation)	pile foundation
321 (F321)pile foundation	pile foundation
322 (F322)pile foundation	pile foundation
323 (F323)pile foundation	pile foundation
324 (F324)Classification of piles	pile foundation
325 (F325)Functional classification of pile foundations	pile foundation
326 (F326)Geological strata conditions and applicable range of various piles	pile foundation
403 (F403)classification of pile foundation work	pile foundation work
386 (F386)Foundation work-pile foundation-ready made piles	pile foundation-ready made piles
225 (F225)pile-driver	pile-driver
329 (F329)piles group	piles group
40 (F40)pile foundation-(piling)	piling
359 (F359)Piling	Piling
369 (F369)piling	piling
371 (F371)piling	piling
80 (F80)foundation-Temporary closing(Piping)	Piping
244 (F244)plasticity	plasticity
199 (F199)cast-in-place pile(Pneumatic caisson)	Pneumatic caisson
408 (F408)cast-in-place pile pneumatic caisson	pneumatic caisson
109 (F109)cast-in-place pile(Pneumatic caisson construction method)	Pneumatic caisson construction method
357 (F357)pneumatic caisson-air lock	pneumatic caisson-air lock
296 (F296)point bearing pile	point bearing pile
154 (F154)Types of foundation work(points of planning)	points of planning
33 (F33)pile foundation-Driving ready-made piles-(Pre-boring method)	Pre-boring method
64 (F64)pile foundation-(precast well)	precast well
398 (F398)Ground improvement work-Preloading method	Preloading method
184 (F184)foundation work(Press-in method)	Press-in method
52 (F52)pile foundation-(cast-in-place piles Prevention of construction pollution)	Prevention of construction pollution
328 (F328)quicksand	quicksand
81 (F81)foundation-Temporary closing(Quicksand phenomenon)	Quicksand phenomenon
372 (F372)rammer	rammer

26 (F26)pile foundation-treatment of pile head-RC pile	RC pile
188 (F188)On-site joints for ready-made piles(RC pile) - Pile joints	RC pile - Pile joints
18 (F18)Foundation work-RC pile (concrete pile) PC pile	RC pile (concrete pile) PC pile
20 (F20)Foundation work-Ready-made pile construction method	Ready-made pile construction method
151 (F151)Types of foundation work(Ready-made pile foundation)	Ready-made pile foundation
110 (F110)Foundation construction machinery(Ready-made piles)	Ready-made piles
176 (F176)foundation work( ready-made piles)	ready-made piles
177 (F177)foundation work( ready-made piles)	ready-made piles
178 (F178)foundation work(built-in construction method)	ready-made piles
179 (F179)foundation work(Impact construction method for ready-made piles)	ready-made piles
84 (F84)Foundation work-(retaining wall)	retaining wall
85 (F85)Foundation work-(retaining wall)	retaining wall
86 (F86)Foundation work-(retaining wall)	retaining wall
46 (F46)pile foundation-(Reverse circulation method)	Reverse circulation method
116 (F116)Foundation construction machinery(Reverse circulation method)	Reverse circulation method
346 (F346)Reverse circulation method	Reverse circulation method
353 (F353)Reverse circulation methodd	Reverse circulation methodd
82 (F82)Foundation work-cast-in-place pile(Reverse construction method)	Reverse construction method
191 (F191)cast-in-place pile(Reverse construction method)	Reverse construction method
195 (F195)cast-in-place pile(Reverse construction method)	Reverse construction method
406 (F406)cast-in-place pile Reverse construction method	Reverse construction method
107 (F107)cast-in-place pile(Reverse method)	Reverse method
143 (F143)Open cut method(Road lining and excavation)	Road lining
119 (F119)Soil improvement(Sand compaction method/Vibro Composer method)	Sand compaction method
397 (F397)Ground improvement work-Sand compaction method	Sand compaction method
118 (F118)Soil improvement(Sand drain method)	Sand drain method
158 (F158)Soft ground improvement method(Sand drain method)	Sand drain method
232 (F232)sand drain method	sand drain method
331 (F331)sand drain method	sand drain method
399 (F399)Ground improvement work-Sand drain method	Sand drain method
233 (F233)sand pile	sand pile
287 (F287)Sandpile, Sand Drain, Sand Mat	Sandpile, Sand Drain, Sand Mat
290 (F290)settlement of ground	settlement of ground
268 (F268)shallow foundation	shallow foundation



92 (F92)Foundation work-(Drainage method-Shallow sump)	Shallow sump
93 (F93)Foundation work-(Drainage method-Shallow sump)	Shallow sump
297 (F297)shear failure	shear failure
295 (F295)shear stress	shear stress
252 (F252)sheathing work	sheathing work
88 (F88)Foundation work-(Earth retaining work-Sheet pile (wood) earth retaining)	Sheet pile (wood) earth retaining
139 (F139)Underground structure(Open cut method-Sheet pile (wood) earth retaining)	Sheet pile (wood) earth retaining
63 (F63)pile foundation-(sheet pile foundation)	sheet pile foundation
74 (F74)foundation-Temporary closing-sheet pile type(Free-standing type - single sheet pile)	sheet pile type
75 (F75)foundation-Temporary closing-sheet pile type(strut beam type - single/double sheet pile)	sheet pile type
76 (F76)foundation-Temporary closing-sheet pile type(Cell type)	sheet pile type
77 (F77)foundation-Temporary closing	sheet pile type
201 (F201)Sheet pile type foundation work	Sheet pile type foundation work
127 (F127)Underground structure(Shield method)	Shield method
246 (F246)single pile	single pile
294 (F294)sliding surface	sliding surface
156 (F156)Soft ground improvement method	Soft ground improvement method
249 (F249)soil covering	soil covering
332 (F332) Soil stabilization treatment-Runways, roads, etc.-Improvement of roadbed and roadbed	Soil stabilization treatment
333 (F333)Soil stabilization treatment-Soil stabilization treatment-By on-road mixing method-Simple paving of farm roads, parking lots, etc.	Soil stabilization treatment
334 (F334)Soil stabilization treatment-Temporary road for construction-pavement	Soil stabilization treatment
335 (F335)Soil stabilization treatment-Sliding failure of embankment	Soil stabilization treatment
336 (F336)Soil stabilization treatment-Building foundation ground improvement	Soil stabilization treatment
337 (F337)Soil stabilization treatment-Underground dam wall	Soil stabilization treatment
38 (F38)pile foundation-(Soundproof cover)	Soundproof cover
248 (F248)spread foundation	spread foundation
1 (F1)Foundation work-spread foundation Direct basis	spread foundation Direct basis
401 (F401)spread foundation: direct foundation	spread foundation: direct foundation
402 (F402)spread foundation-direct foundation	spread foundation-direct foundation
15 (F15)Foundation work-Stability against falls	Stability against falls
14 (F14)Foundation work-Stability against sliding	Stability against sliding
13 (F13)Foundation work-Stability to supporting ground	Stability to supporting ground
362 (F362)stand	stand
263 (F263)standard penetration test	standard penetration test

181 (F181)foundation work(steam hammer)	steam hammer
31 (F31)pile foundation-Driving ready-made piles-Steam hammer/air hammer	Steam hammer/air hammer
17 (F17)Foundation work-Steel pile	Steel pile
89 (F89)Foundation work-(Steel pile (main pile) horizontal sheet pile earth retaining)	Steel pile (main pile)
140 (F140)Open cut method(Steel pile (main pile) horizontal sheet pile earth retaining)	Steel pile (main pile)
28 (F28)pile foundation-treatment of pile head-steel pipe	steel pipe
187 (F187)foundation work(Steel pipe pile-cap treatment)	Steel pipe pile-cap treatment
90 (F90)Foundation work-(Steel sheet pile earth retaining work)	Steel sheet pile
160 (F160)Earth retaining work(steel sheet pile)	steel sheet pile
141 (F141)Open cut method(Steel sheet pile earth retaining work)	Steel sheet pile earth retaining work
318 (F318)stone field drain	stone field drain
242 (F242)stone levee	stone levee
41 (F41)pile foundation-(Stop piling)	Stop piling
256 (F256)strip footing	strip footing
280 (F280)strut	strut
136 (F136)Underground structure(strut type of earth retaining works)	strut type of earth retaining works
83 (F83)Foundation work-(strut type temporary closing work)	strut type temporary closing work
300 (F300)subsurface dam	subsurface dam
70 (F70)foundation-Temporary closing - gravity type(levee method)	Temporary closing
71 (F71)foundation-Temporary closing - gravity type(Caisson method)	Temporary closing
72 (F72)foundation-Temporary closing - gravity type(Cellular block method)	Temporary closing
203 (F203)Sheet pile type foundation work(Temporary closing steel sheet pile method)	Temporary closing steel sheet pile method
103 (F103)Construction plan for piles and caissons(Test piles)	Test piles
236 (F236)test pit	test pit
298 (F298)tie rod	tie rod
281 (F281)tip of pile	tip of pile
343 (F343)tremie	tremie
374 (F374)cast-in-place concrete- tremie pipe	tremie pipe
305 (F305)trench	trench
253 (F253)trench cut method	trench cut method
344 (F344)trench excavation	trench excavation
135 (F135)Underground structure(Types of earth retaining works)	Types of earth retaining works
315 (F315)under flow water	under flow water
214 (F214)under pinning method	under pinning method

206 (F206)Underground continuous wall foundation	Underground continuous wall foundation
207 (F207)Underground continuous wall foundation	Underground continuous wall foundation
122 (F122)Underground structure	Underground structure
123 (F123)Underground structure	Underground structure
124 (F124)Underground structure	Underground structure
128 (F128)Underground structure	Underground structure
129 (F129)Underground structure	Underground structure
130 (F130)Underground structure	Underground structure
354 (F354)Underpeening method - supporting foundation	Underpeening method
66 (F66)pile foundation-(Underpinning)	Underpinning
67 (F67)pile foundation-(Underpinning)	Underpinning
68 (F68)pile foundation-(Underpinning)	Underpinning
69 (F69)pile foundation-(Underpinning)	Underpinning
208 (F208)Underpinning method	Underpinning method
209 (F209)Underpinning method	Underpinning method
210 (F210)Underpinning method	Underpinning method
183 (F183)foundation work(vibration method)	vibration method
396 (F396)Ground improvement work-Vibro Composer method	Vibro Composer method
32 (F32)pile foundation-Driving ready-made piles-Vibro hammer	Vibro hammer
120 (F120)Soil improvement(vibroflotation method)	vibroflotation method
395 (F395)Ground improvement work-Vibroflotation method	Vibroflotation method
157 (F157)Soft ground improvement method(Vibroflow tension method)	Vibroflow tension method
101 (F101)Construction plan for piles and caissons(Vibrohammer)	Vibrohammer
375 (F375)Vibrohammer method	Vibrohammer method
146 (F146)underground structure(waterproof)	waterproof
368 (F368)wave dissipation block	wave dissipation block
317 (F317)weep drain	weep drain
39 (F39)pile foundation-(Welding)	Welding
356 (F356)well point	well point
144 (F144)Open cut method(Well point construction method)	Well point
94 (F94)Foundation work-Drainage method(Well point construction method)	Well point construction method
121 (F121)Soil improvement(Well point method)	Well point method
271 (F271)wellpoint method	wellpoint method
272 (F272)wellpoint method	wellpoint method

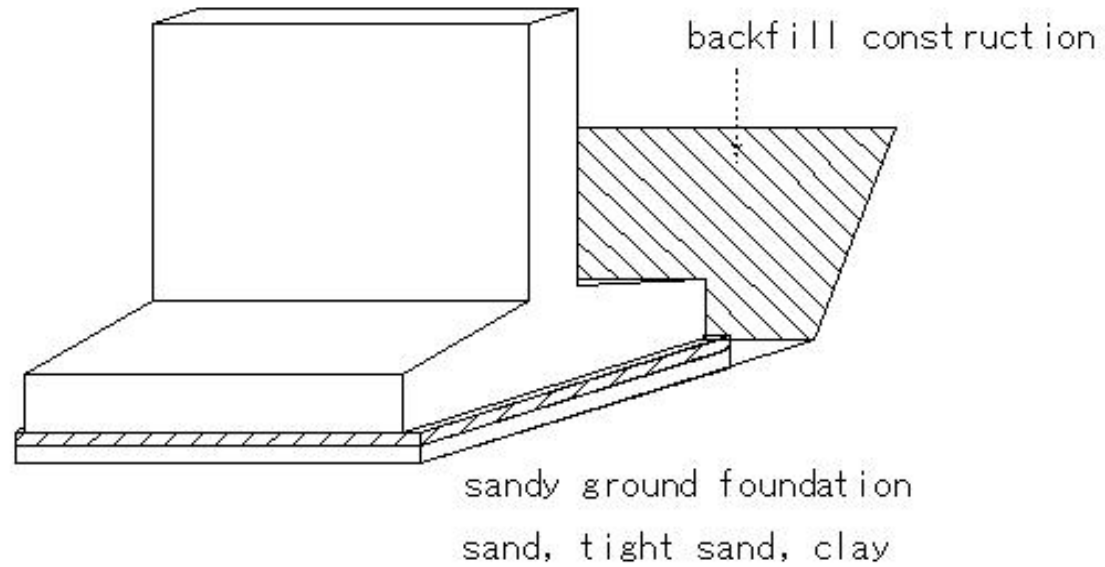
223 (F223)wooden maul

wooden maul

(F1)Foundation work-spread foundation Direct basis

(F1)Foundation work-spread foundation Direct basis

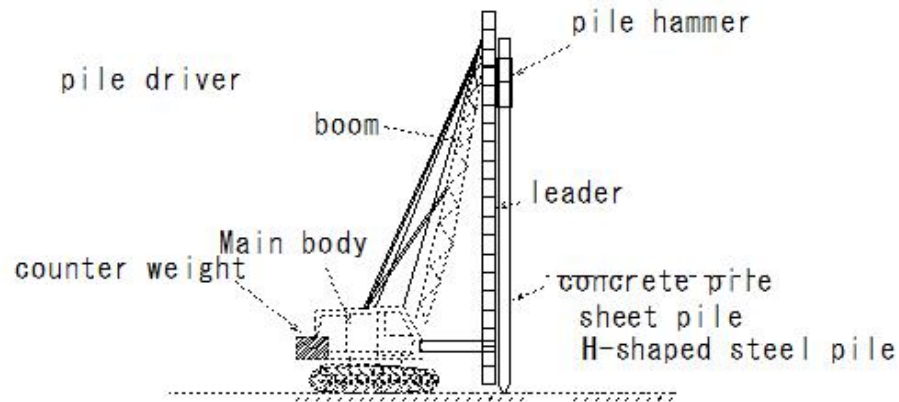
spread foundation:Direct basis



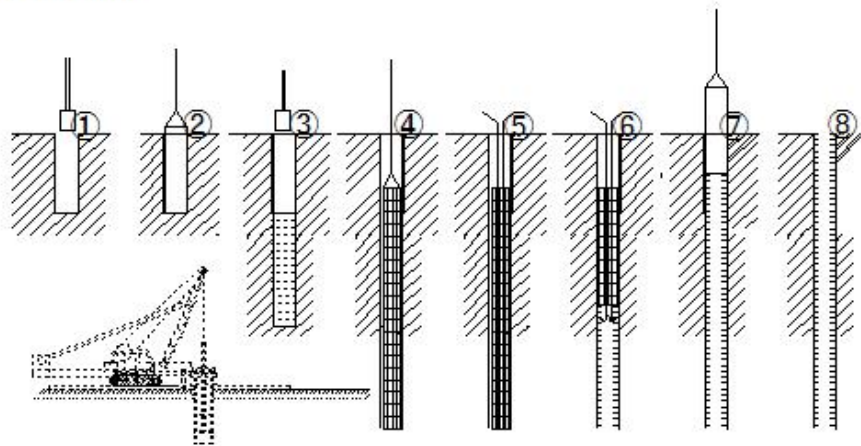
(F2)Foundation work-Pile foundation

(F2)Foundation work-Pile foundation

Ready-made piles



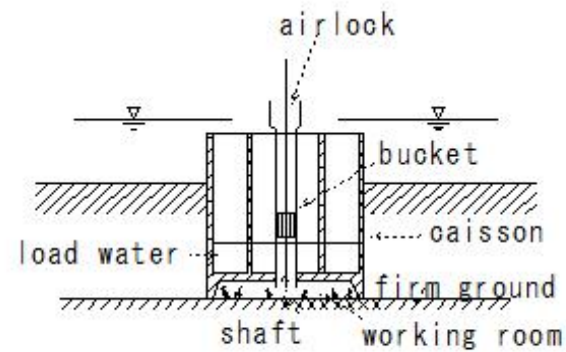
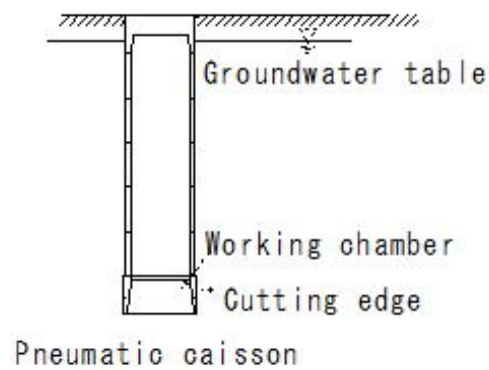
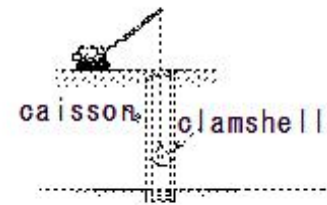
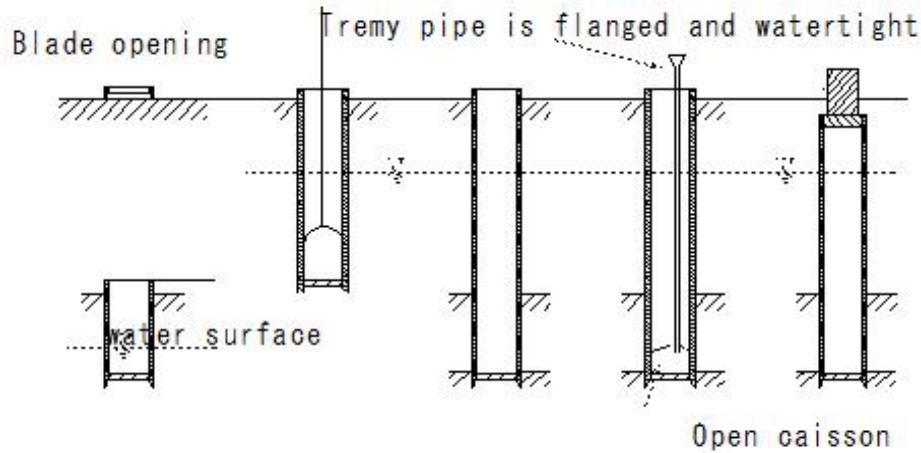
Benoto method



- ①Drilling
- ②Casing tube insertion
- ③Bentonite solution - injection  
hole wall prevention muddy water
- ④Erection of rebar
- ⑤Built-in tremmy tube rebar
- ⑥Ready-mixed concrete pouring
- ⑦Casing tube pull-out
- ⑧Sediment reburial

(F3) Foundation work-Caisson foundation

(F3) Foundation work-Caisson foundation

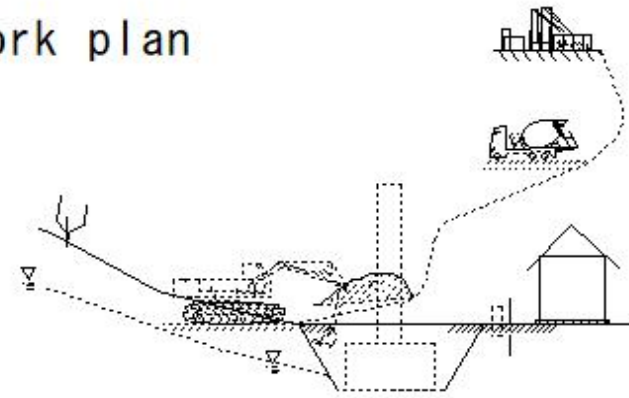
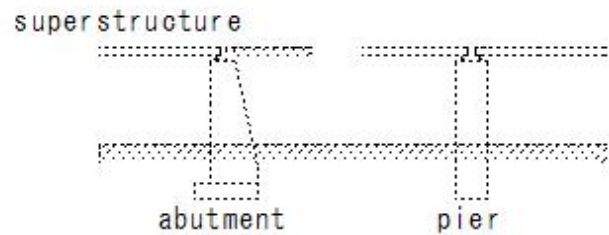


Pneumatic caisson

(F4) Foundation work plan

(F4) Foundation work plan


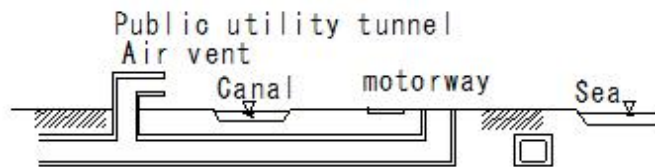
Foundation work plan



(1) Integrated with the superstructure

(2) Safe -reliable construction -economic

(4) Environmental harmony



(3) Durability, maintenance and repair



(F5)Foundation work-Survey for foundation work plan

(F5)Foundation work-Survey for foundation work plan

(1) Soil survey

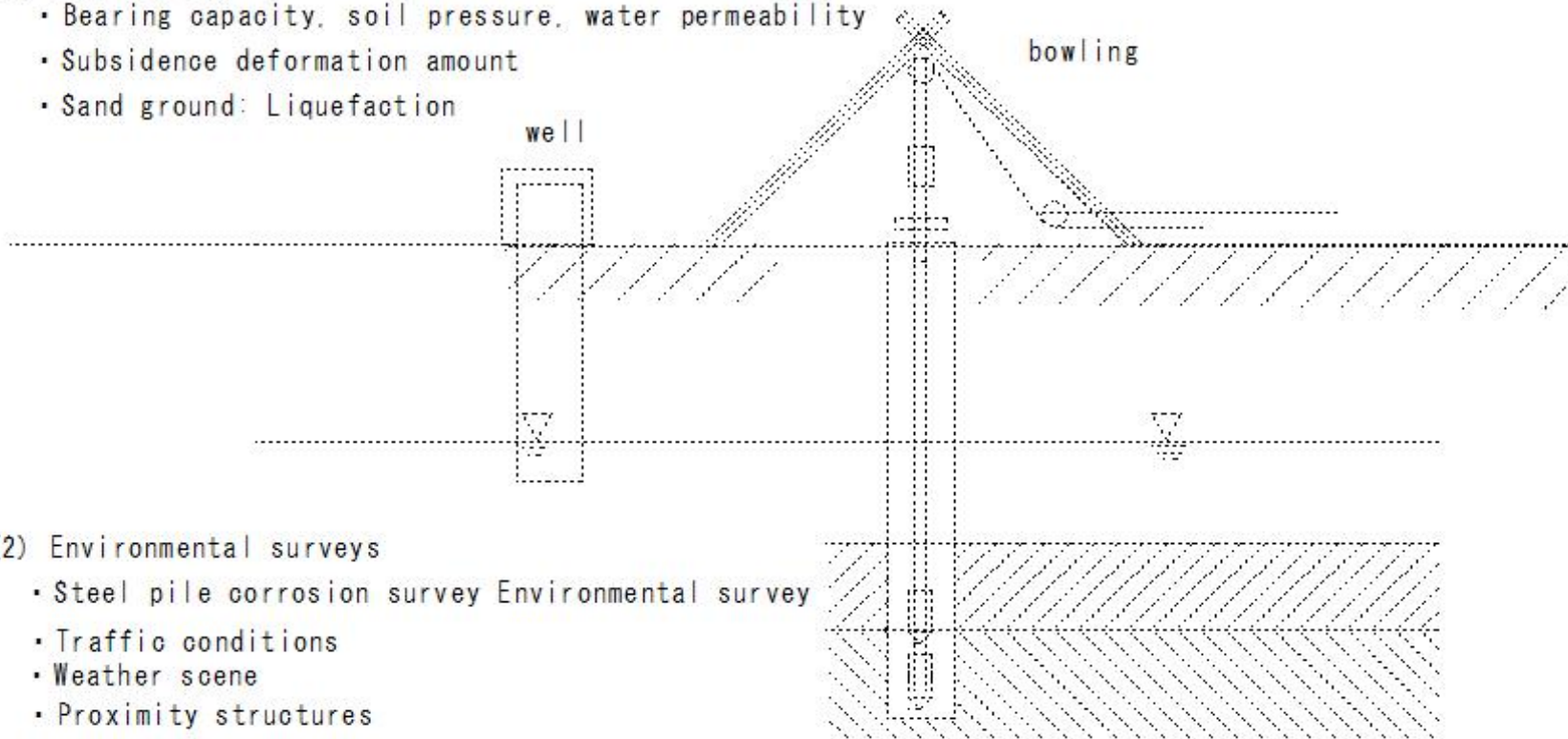
- Bearing capacity, soil pressure, water permeability
- Subsidence deformation amount
- Sand ground: Liquefaction

well

bowling

(2) Environmental surveys

- Steel pile corrosion survey Environmental survey
- Traffic conditions
- Weather scene
- Proximity structures
- Buried structures

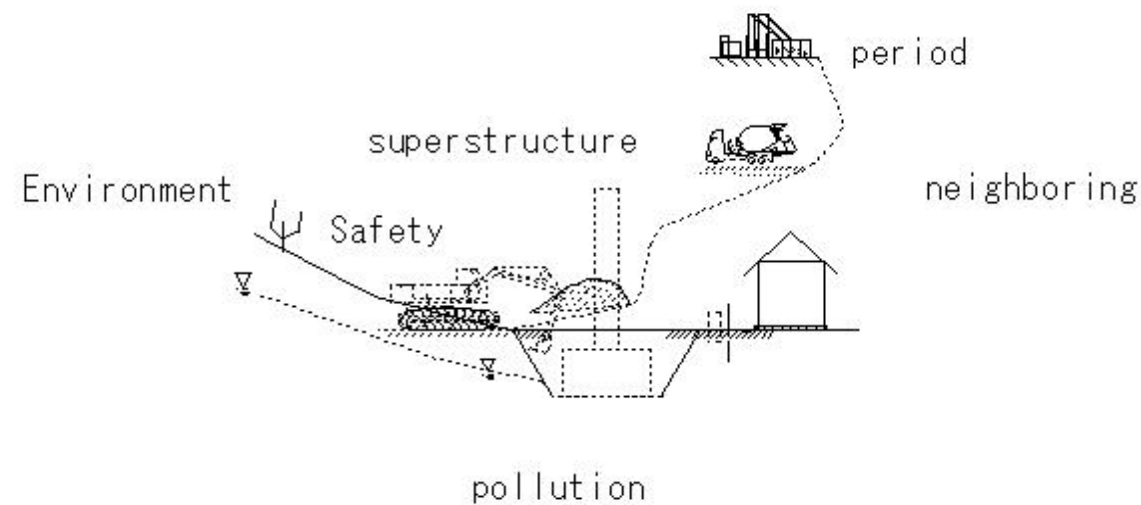


## (F6) Foundation work-Considerations during designing foundations

### (F6) Foundation work-Considerations during designing foundations

Considerations during designing foundations

- (1) Impact on neighboring structures
- (2) Prevention of pollution
- (3) Construction period
- (4) Balance with superstructure
- (5) Safety and reliability of construction
- (6) Environment

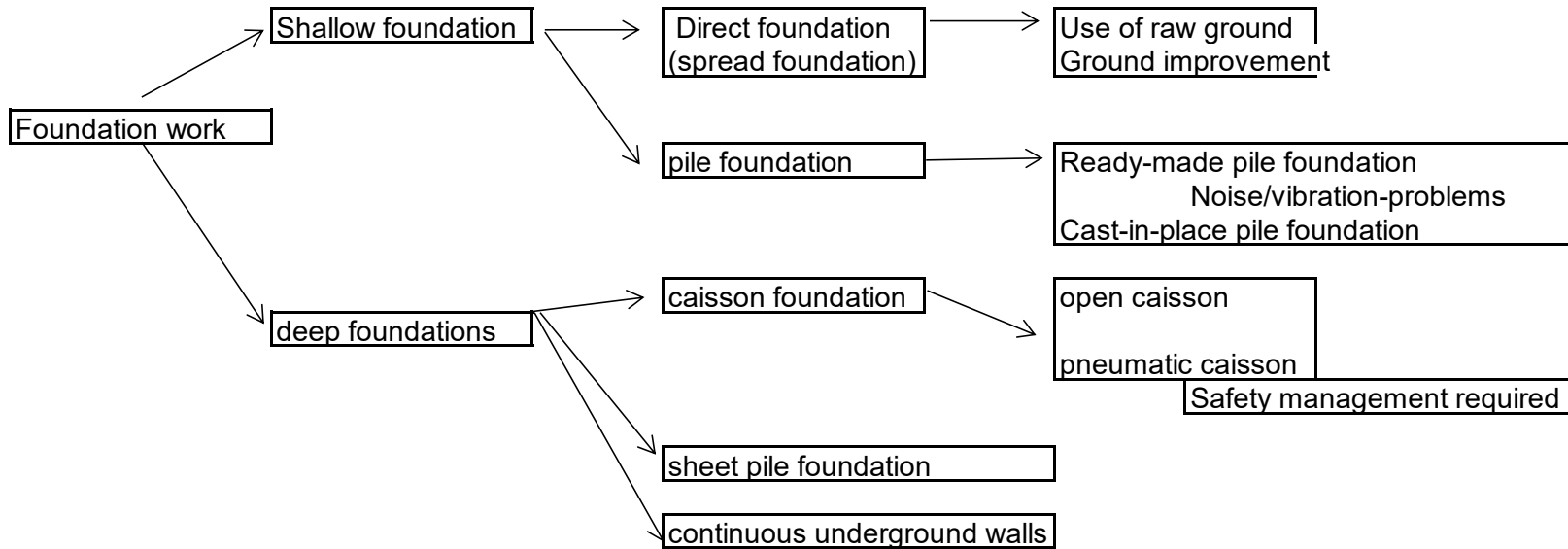


## (F7) Foundation work-Types of foundation work

Foundation work-Considerations during designing foundations

Basic construction classification

Types of foundation work

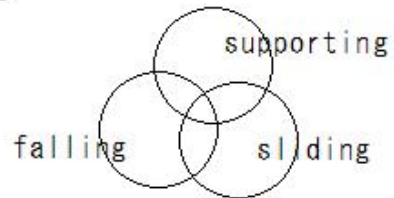


## (F8) Foundation work-Direct foundation (spread foundation)stabilization

### (F8) Foundation work-Direct foundation (spread foundation)stabilization

Direct foundation (spread foundation)stabilization

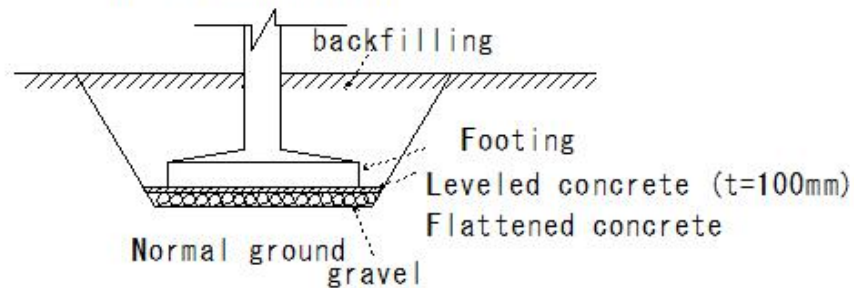
- ① Stability of supporting ground
- ② Stability against sliding (sliding)
- ③ Stability against falling



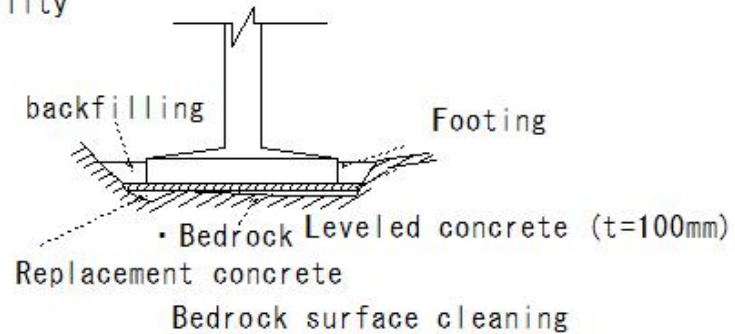
Three elements of stability

Structure excavation

- Normal ground
- Direct foundation



Foundation material (cobble stone/gravel t=200mm)



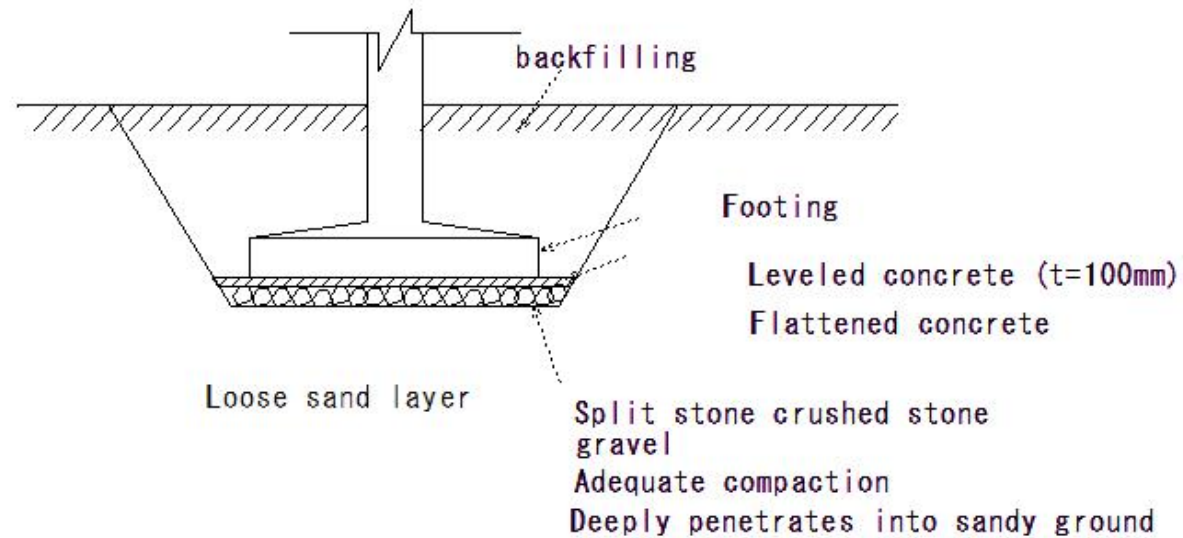
(F9)Foundation work-Stability to supporting ground Direct foundation (spread foundation)stabilization

(F9)Foundation work-Stability to supporting ground Direct foundation (spread foundation)stabilization

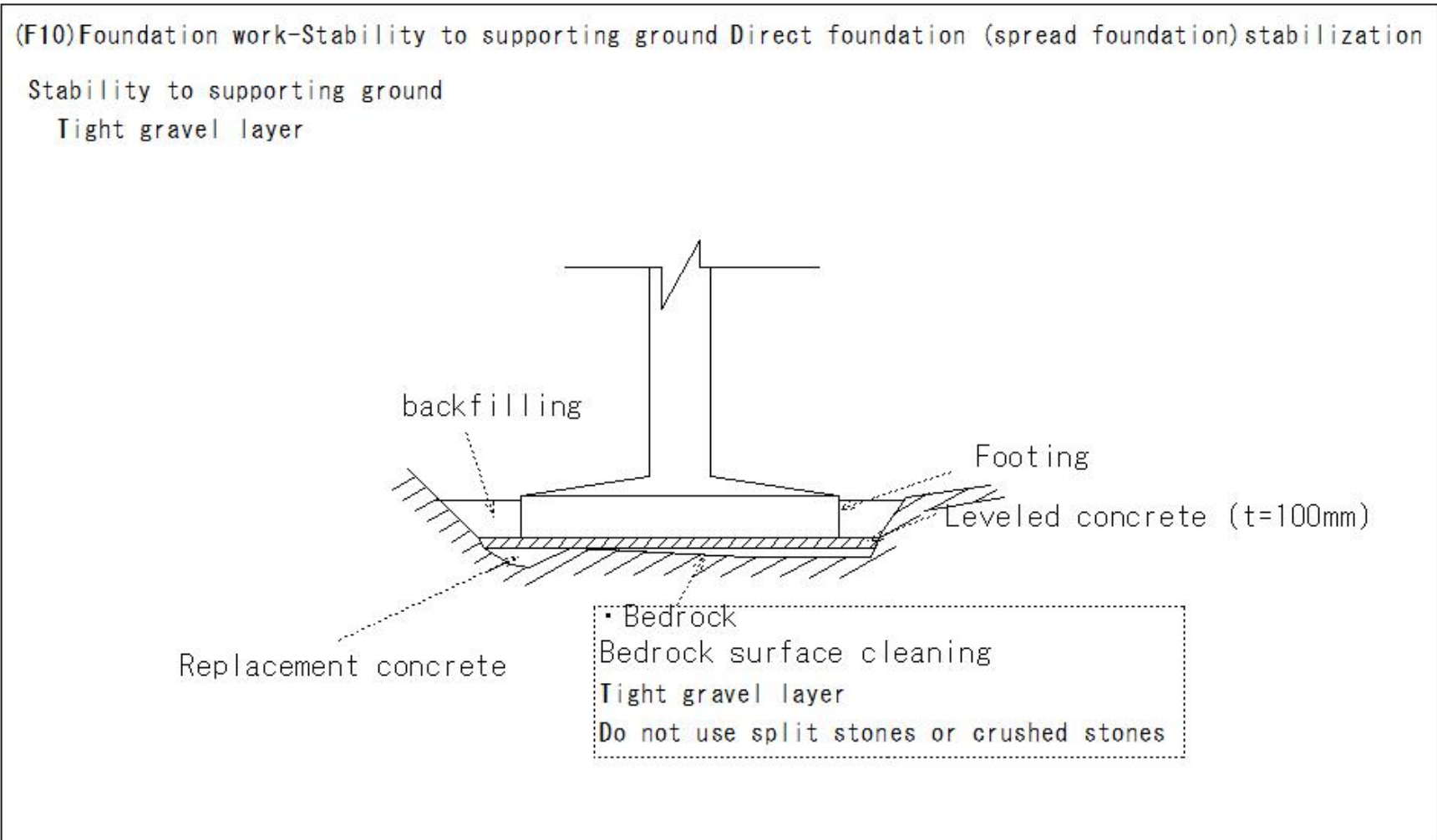
Stability to supporting ground

(spread foundation)

Direct foundation



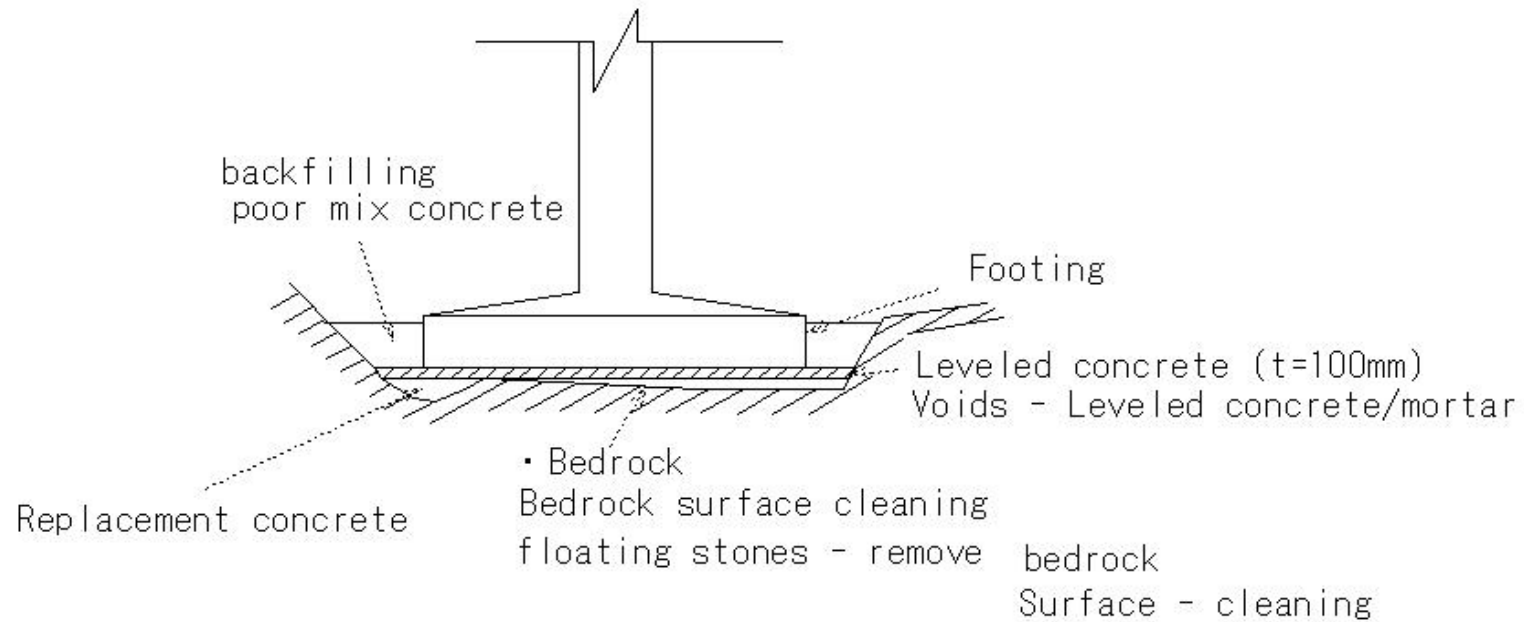
(F10) Foundation work-Stability to supporting ground Direct foundation (spread foundation) stabilization



(F11) Foundation work-Stability to supporting ground Direct foundation (spread foundation) stabilization

(F11) Foundation work-Stability to supporting ground Direct foundation (spread foundation) stabilization

bedrock foundation work



(F12)Foundation work-Stability to supporting ground Direct foundation (spread foundation)stabilization

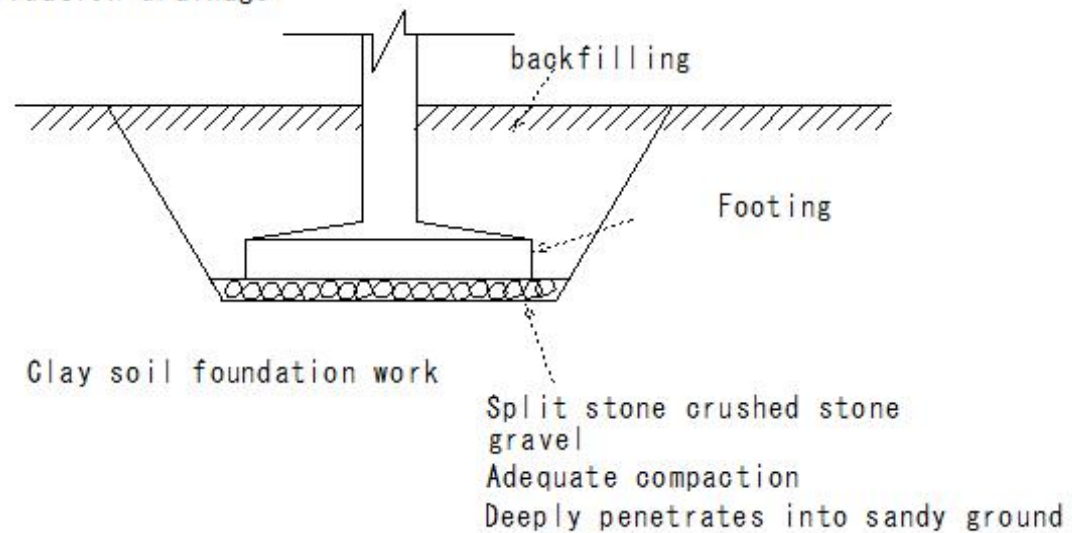
(F12)Foundation work-Stability to supporting ground Direct foundation (spread foundation)stabilization

Stability to supporting ground

- Clay soil foundation work
- Ground improvement
- Deeply penetration

Clay soil foundation work

- Clay soil - spreading the low plate has no effect
- ① Build the foundation after consolidation drainage
- ② Increase the penetration depth





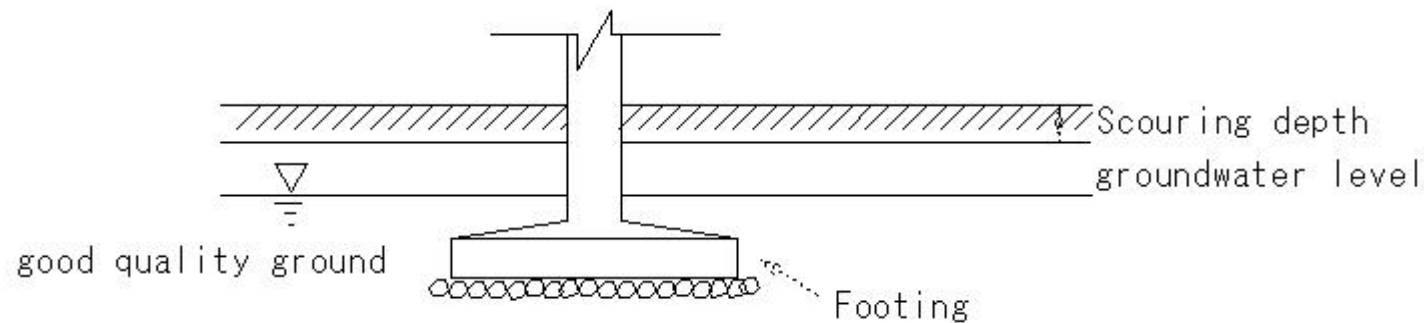
(F13)Foundation work-Stability to supporting ground

(F13)Foundation work–Stability to supporting ground

Stability to supporting ground

In the case of a foundation built directly on a river

- Washing consideration
- Below the groundwater level
- Following freeze-thaw effects



- ① Below the groundwater level
- ② penetration below freezing depth

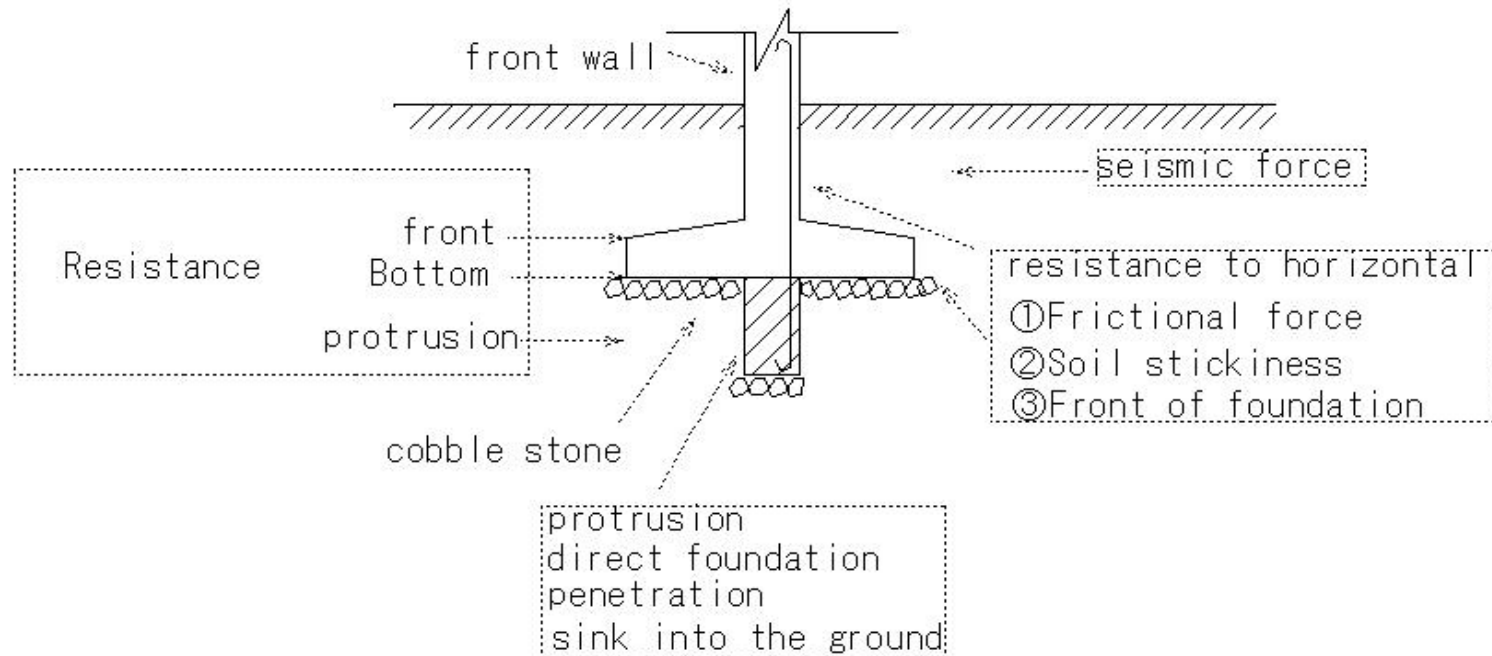
(F14) Foundation work-Stability against sliding

(F14) Foundation work-Stability against sliding

Stability against sliding

Horizontal force of earth pressure due to earthquake

Resistance of foundation work



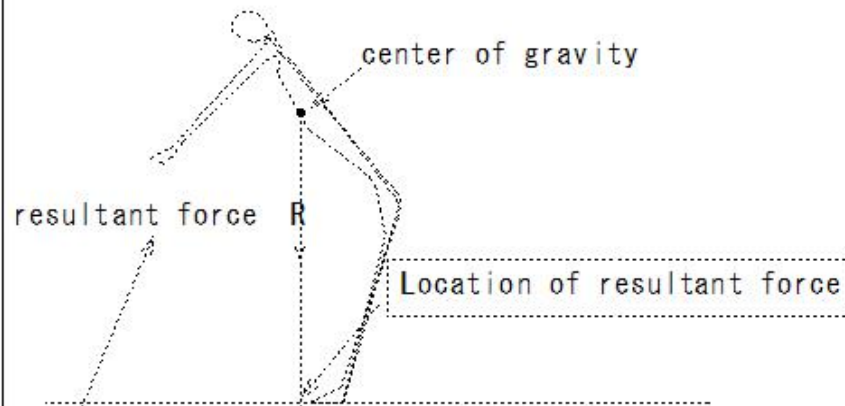
(F15)Foundation work-Stability against falls

(F15)Foundation work-Stability against falls

Direct foundation falls over

Resultant force acting on the foundation

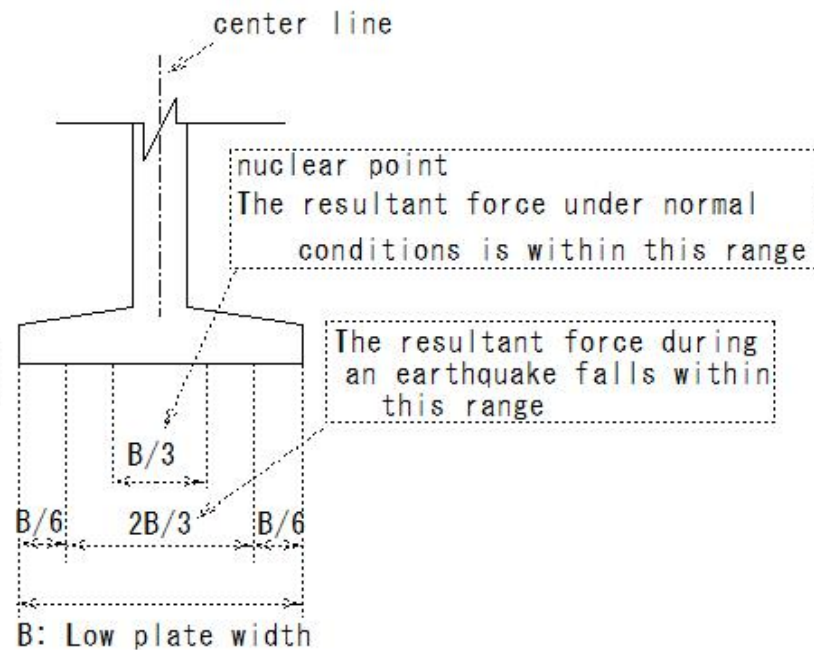
Going outside the basic low version - Falling down



The point of action of the resultant force R overflows outside the person's feet - the person falls down

Going outside the basic low version - Falling down

human fall



Stability against falls

(F16)Foundation work-Classification of piles

(F16)Foundation work-Classification of piles

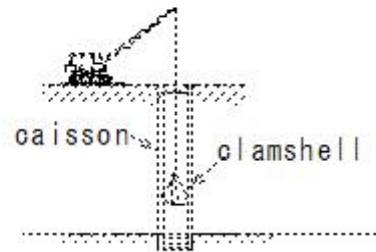
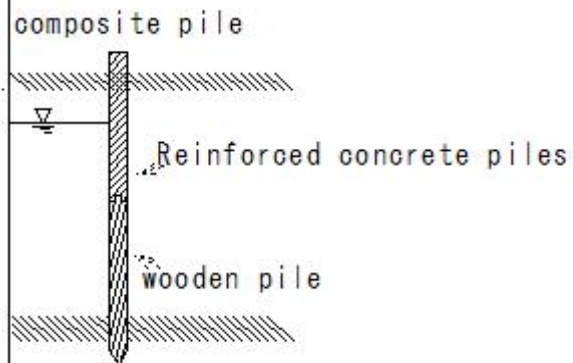
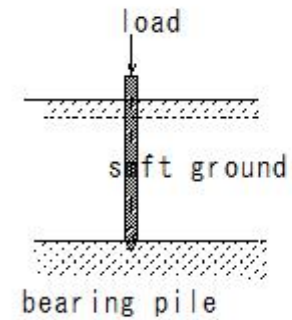
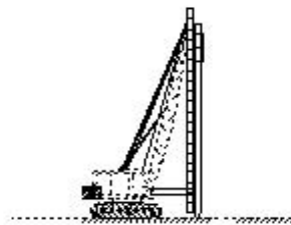
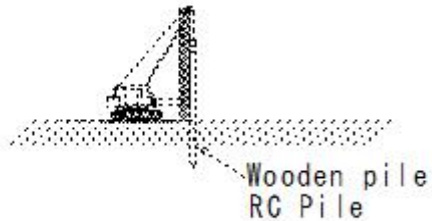
pile foundation  
Classification of piles

①Classification by pile material

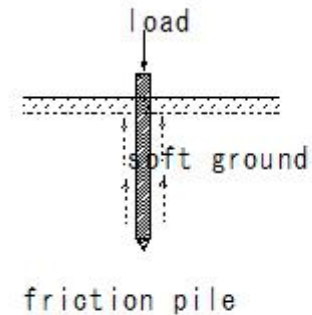
③Classification by support method

②Classification by construction method

Ready-made pile foundation



Open caisson foundation



## (F17)Foundation work-Steel pile

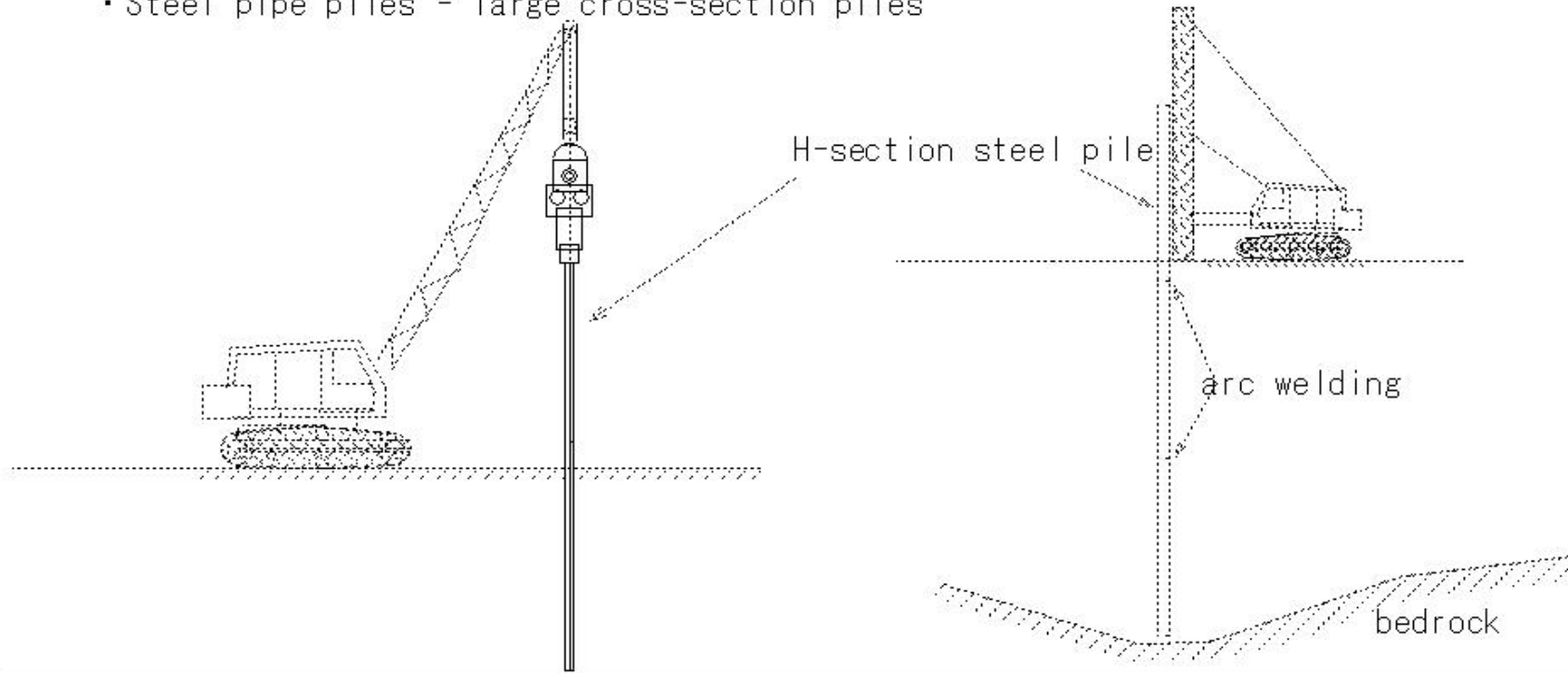
### (F17)Foundation work-Steel pile

pile foundation

Classification of piles

①Steel pile

- H-steel piles - Foundation for temporary structures • Difficult geology to drive
- Steel pipe piles - large cross-section piles



(F18)Foundation work-RC pile (concrete pile) PC pile

(F18)Foundation work-RC pile (concrete pile) PC pile

pile foundation

Classification of piles

②RC pile (concrete pile)

- Precast pile: Factory production

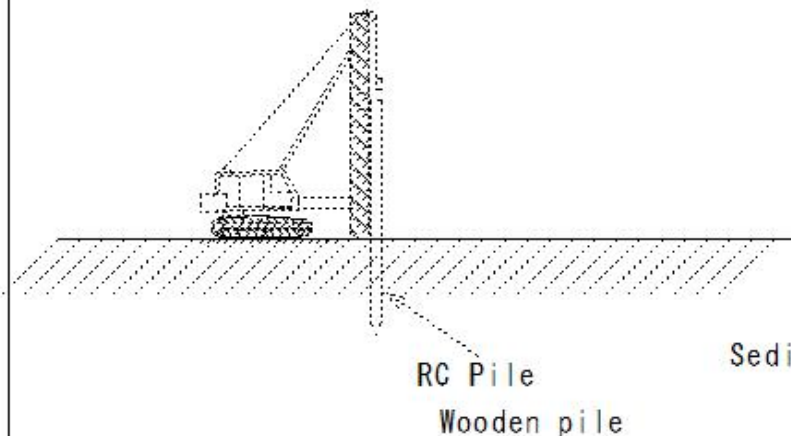
Basics of small structures

- Cast-in-place piles

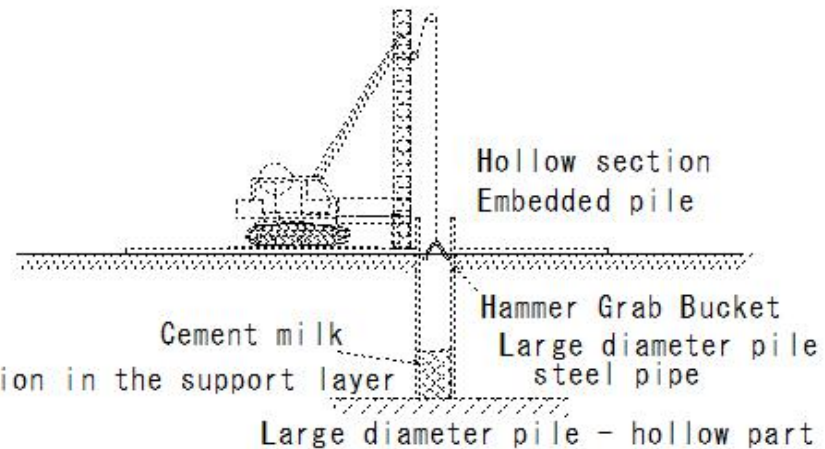
Pour concrete into a hole dug in the field

③PC pile

- prestressed piles



Hollow excavation pile method



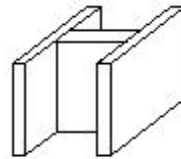
(F19)Foundation work-composite pile

(F19)Foundation work-composite pile

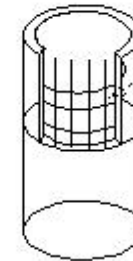
pile foundation  
Classification of piles  
④ composite pile



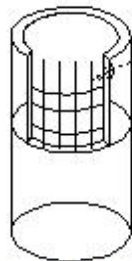
steel pipe



H steel



Rebar RC



Piano wire (PG)



composite pile

Reinforce the outer periphery of RC piles with steel pipes

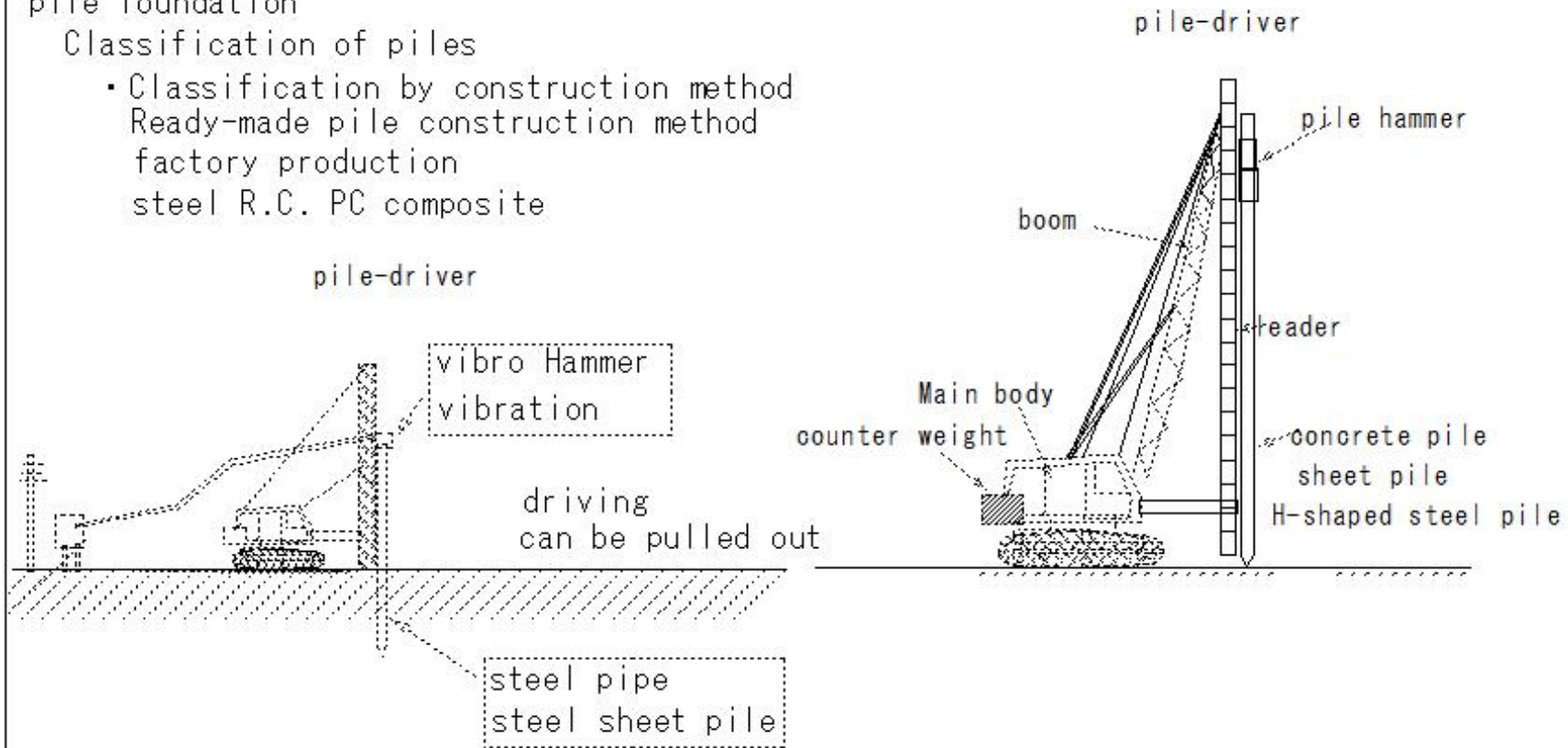
(F20) Foundation work-Ready-made pile construction method

(F20) Foundation work-Ready-made pile construction method

pile foundation

Classification of piles

- Classification by construction method
- Ready-made pile construction method
- factory production
- steel R.C. PC composite

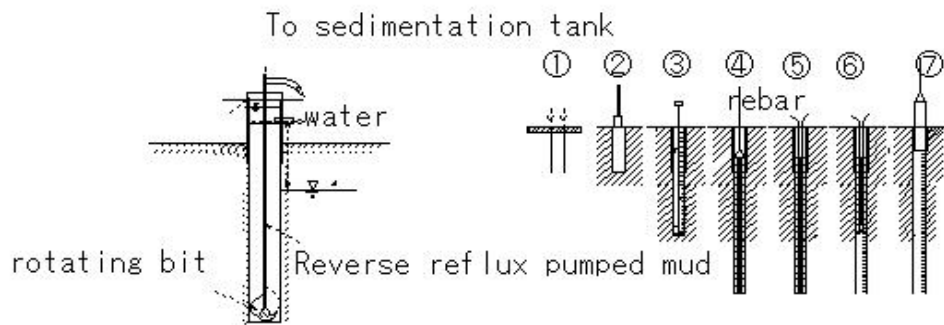




(F21)Foundation work-Cast-in-place pile method

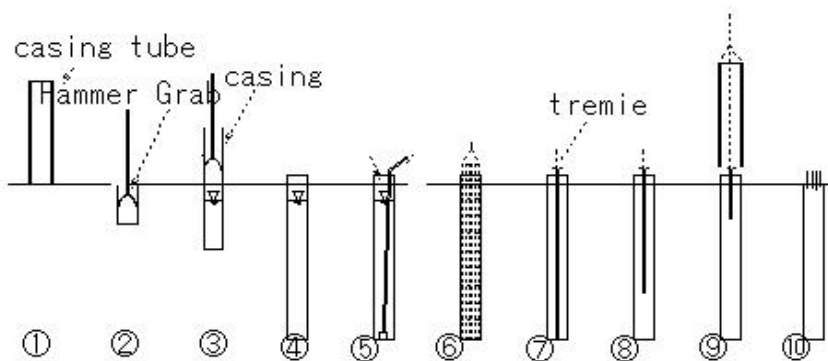
(F21)Foundation work-Cast-in-place pile method

Reverse circulation method



- ① Installing stand pipe
- ② Internal excavation with bucket
- ③ Excavation using levers method
- ④ Reinforcement installation
- ⑤ Suck up sediment-Built-in tremie pipe
- ⑥ Concrete pouring
- ⑦ Pull out the stand pipe

All-casing method

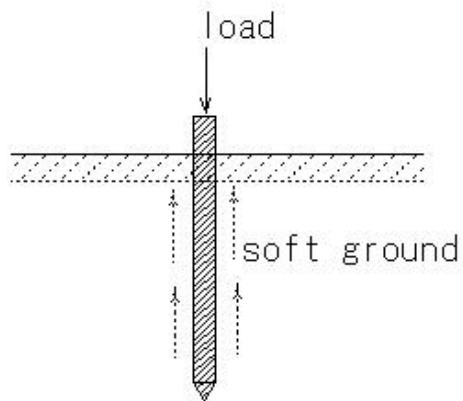


- ① Casing Foundation Pile Center
- ② excavation-Hammer Grab
- ③ excavation-Hammer Grab
- ④ excavation-completed
- ⑤ Water-muddy water-Mud Water Pump
- ⑥ Rebar cage
- ⑦ Tremie tube
- ⑧ Ready-mixed concrete
- ⑨ Pulling out casing
- ⑩ Burials

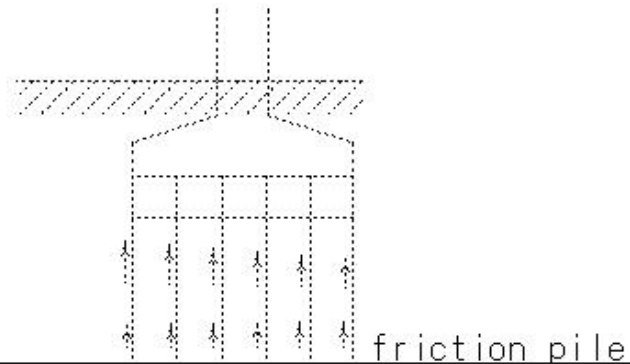
(F22)Foundation work-Classification by support method( friction pile Bearing pile)

(F22)Foundation work-Classification by support method( friction pile Bearing pile)

①friction pile in the support layer is deep  
Supported by frictional force

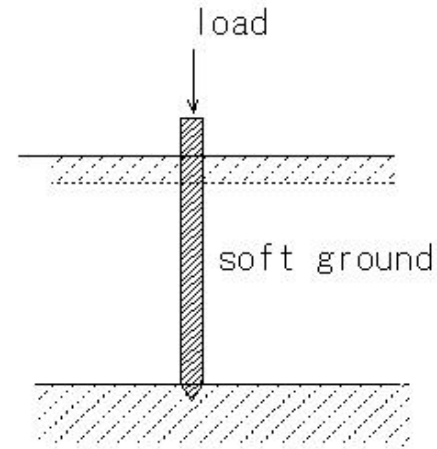


friction pile

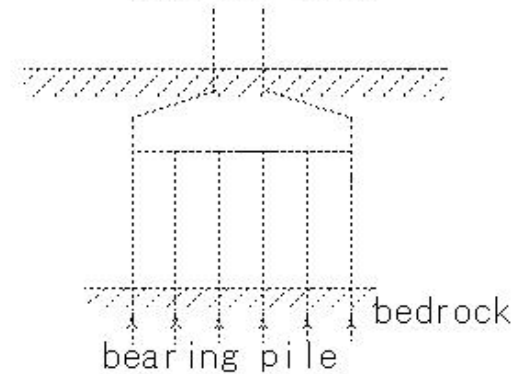


friction pile

②Bearing pile  
bearing layer



bearing pile



bearing pile

bedrock



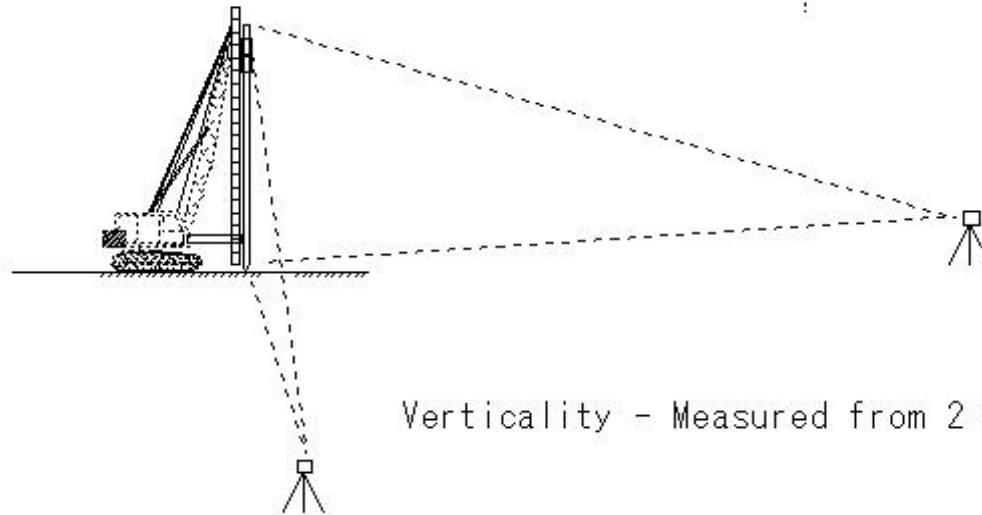
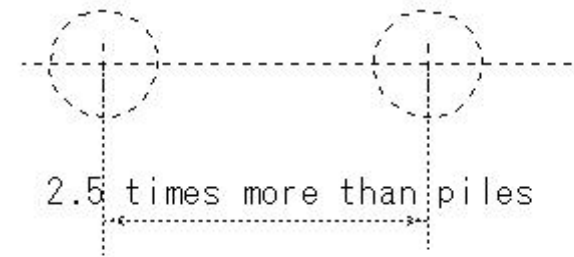
(F24)pile foundation-Standard application of piles

(F24)pile foundation-Standard application of piles

pile foundation

Standard application of piles

- Standard spacing of piles  
2.5 times more than piles
- Erecting piles  
Verticality - Measured from 2 directions



(F25)pile foundation-Standard application of piles

(F25) pile foundation–Standard application of piles

Standard application of piles

Pile type (diameter cm)	Vertical permissible supporting force (tf)	Standard length (m)
RC pile(30)	20-30	6-7
PC pile(40)	40-60	7-8
steel pile(50)	100-120	20-30
H steel pile(30)	30	15-25
cast-in-place pile(100)	200-250	20-30

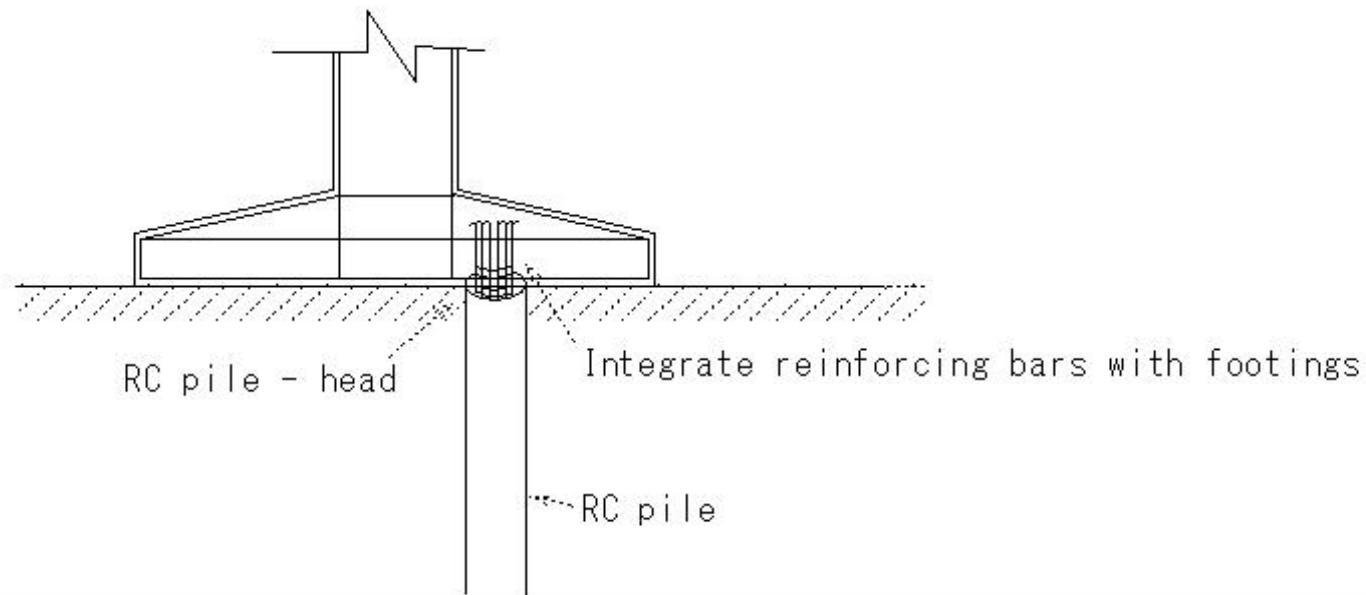
Safety factor for vertical loads

	friction pile	bearing pile
normal times	3	4
earthquake times	2	3

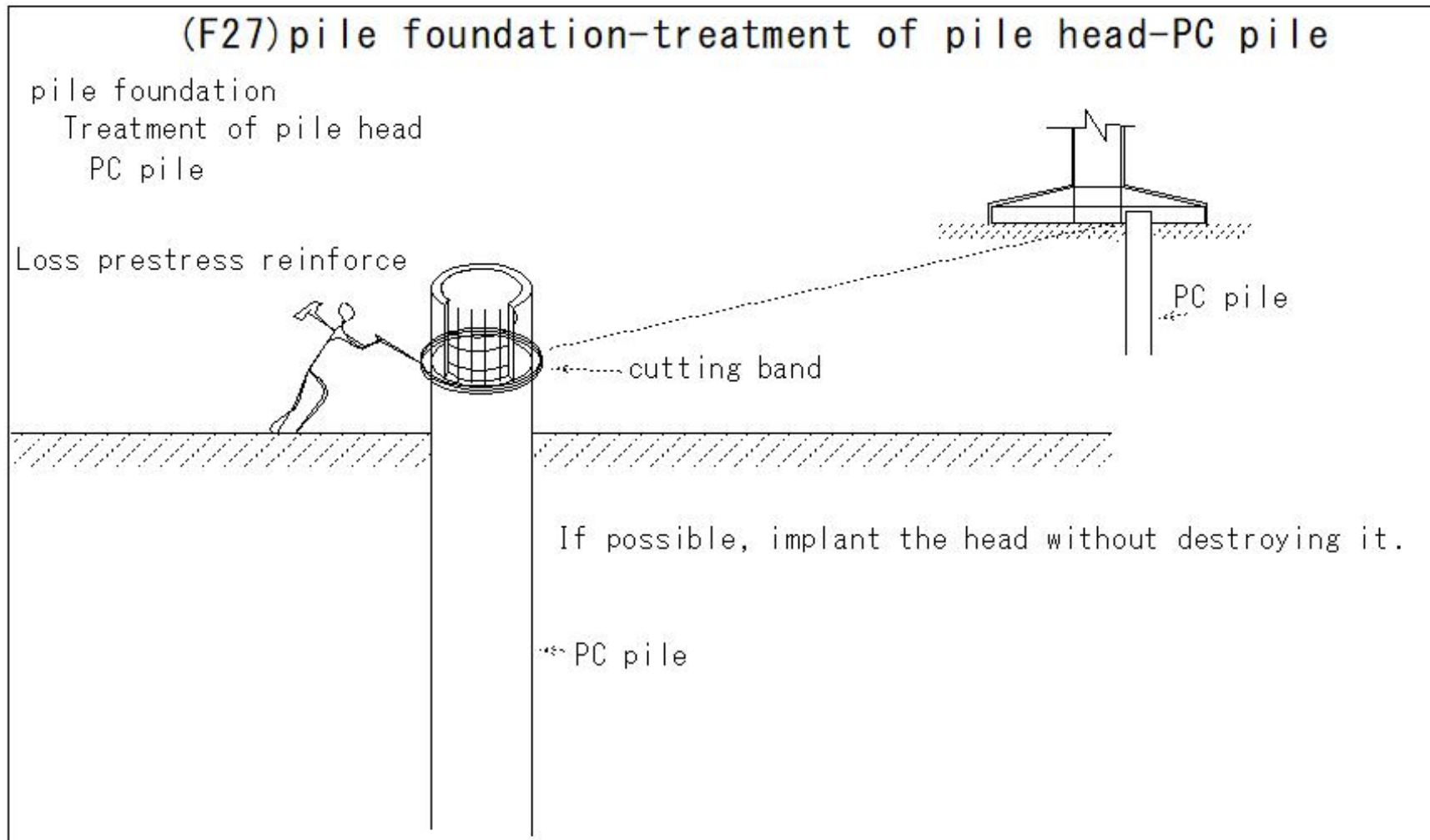
(F26)pile foundation-treatment of pile head-RC pile

(F26)pile foundation-treatment of pile head-RC pile

pile foundation  
Treatment of pile head



(F27)pile foundation-treatment of pile head-PC pile



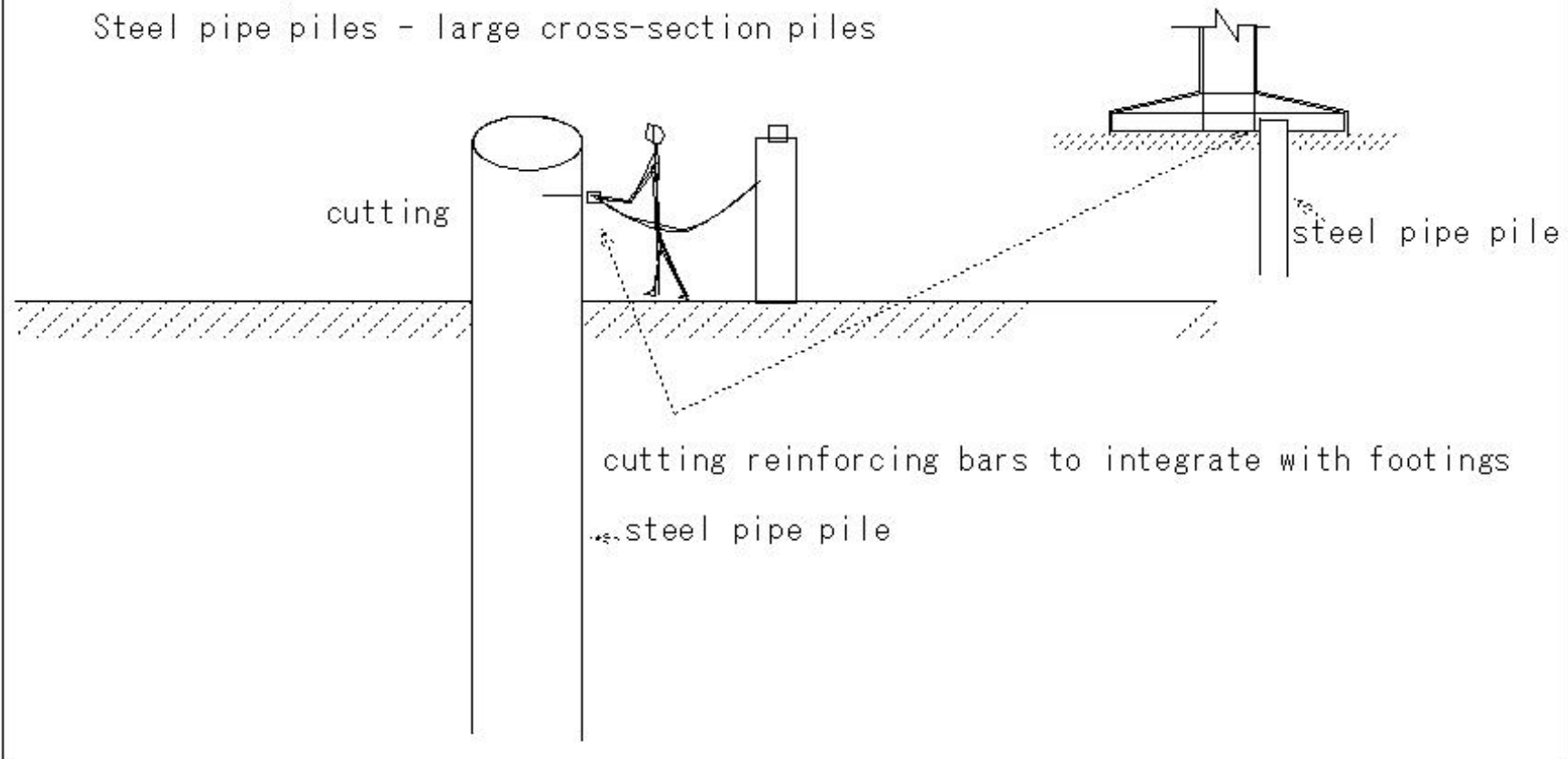
(F28)pile foundation-treatment of pile head-steel pipe

(F28)pile foundation-treatment of pile head-steel pipe

pile foundation

Treatment of pile head

Steel pipe piles - large cross-section piles





(F29)pile foundation-Driving ready-made piles-Drop hammer

(F29)pile foundation-Driving ready-made piles-Drop hammer

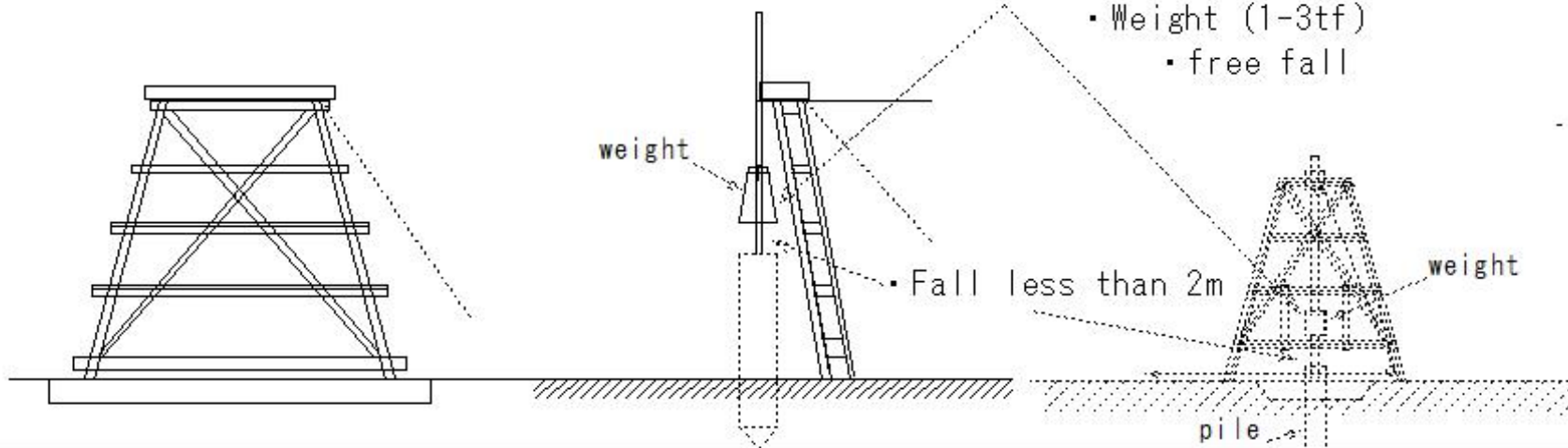
pile foundation

Driving ready-made piles

① Drop hammer

- Small cross section pile
- Equipment - Easy
- Easy to eccentricity

- Pile head: Damage prevention
- Weight of weight: 1-3 times the weight of the pile
  - Weight (1-3tf)
  - free fall



## (F30)pile foundation-Driving ready-made piles-Diesel hammer

### (F30) pile foundation-Driving ready-made piles-Diesel hammer

pile foundation

Driving ready-made piles

② Diesel hammer

- Hard ground Suitable for normal ground
- Number of blows

Steel pile: 3000 times or less

PC pile: 2000 times or less

RC pile: 1000 times or less

1 axis permissible inclination 1/100

2. Allowable deviation of driving position  $D/4$  (10cm) or less

Diesel hammer

Do not set the piles at a settlement of less than 2 mm

Subsidence amount of 1mm or less at one time

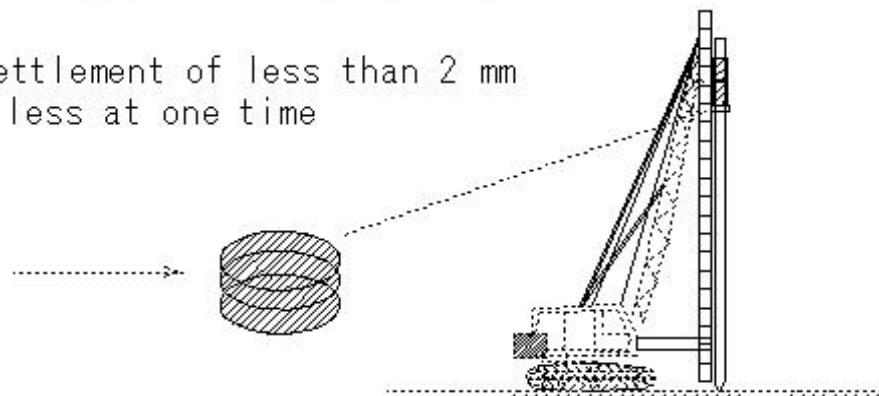
- Diesel damage
- Damage of piles

hammer cushion

Replace when it gets hard

cardboard paper

Pile diameter  $D$



(F31)pile foundation-Driving ready-made piles-Steam hammer/air hammer

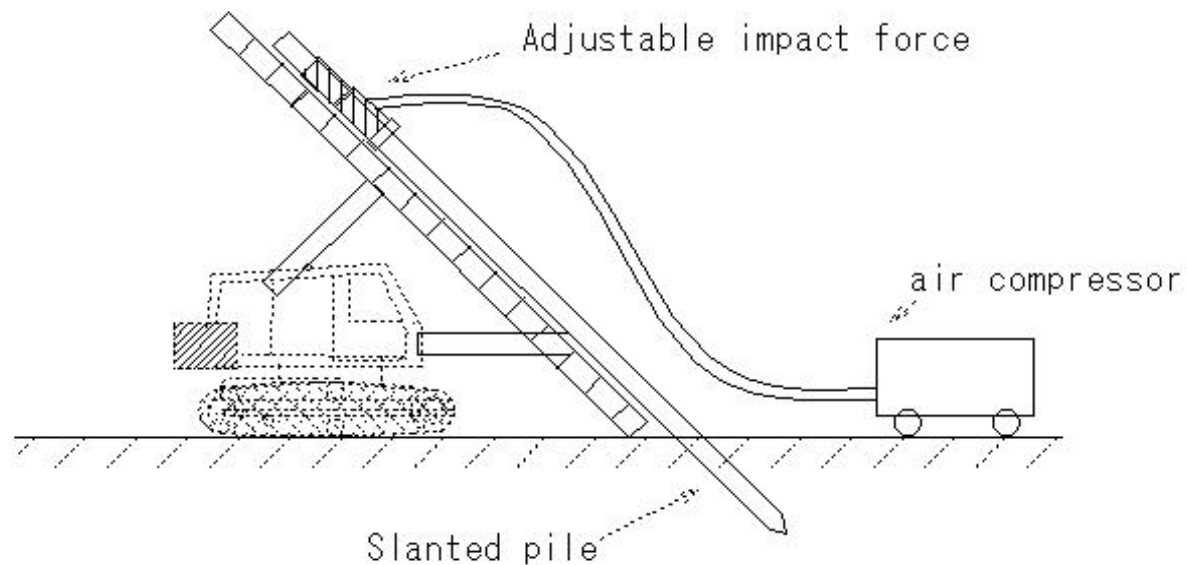
(F31)pile foundation-Driving ready-made piles-Steam hammer/air hammer

pile foundation

Driving ready-made piles

③ Steam hammer/air hammer

- Equipment - large scale
- Many piles
- Slanted piles can be driven underwater



(F32)pile foundation-Driving ready-made piles-Vibro hammer

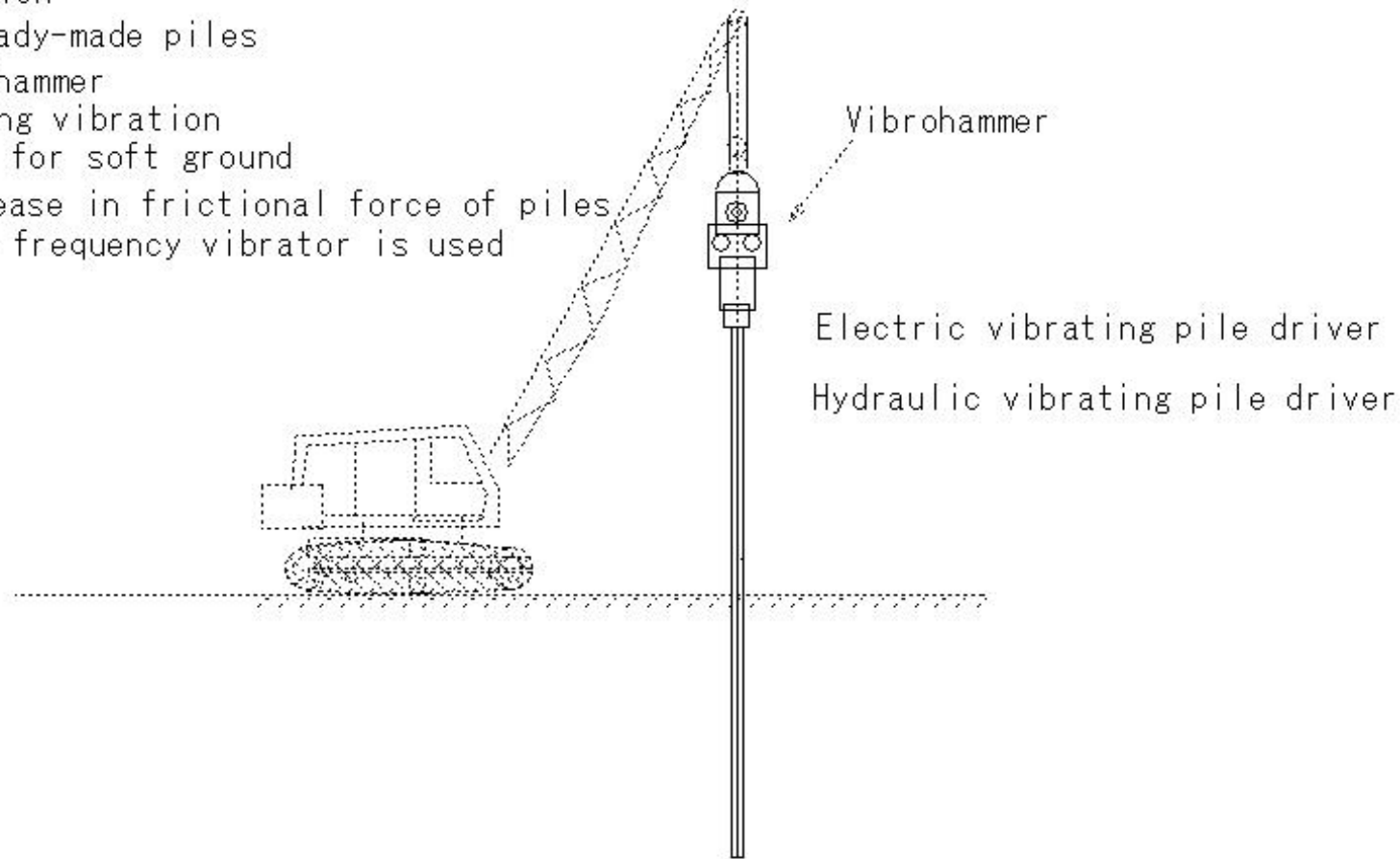
(F32) pile foundation-Driving ready-made piles-Vibro hammer

pile foundation

Driving ready-made piles

④Vibro hammer

- Strong vibration
- Good for soft ground
- Decrease in frictional force of piles
- High frequency vibrator is used



(F33)pile foundation-Driving ready-made piles-(Pre-boring method)

(F33)pile foundation-Driving ready-made piles-(Pre-boring method)

pile foundation


Pollution measures for ready-made piles

- diesel hammer
- Vibro hammer

Driving ready-made piles - noise and vibration

Low-pollution ready-made pile driving method

①Pre-boring method



Dig the hole for the ready-made pile  
with an earth auger etc.

Place concrete in case not pouring

(F34)pile foundation-(Hollow excavation pile method/Prefabricated pile)

(F34)pile foundation-(Hollow excavation pile method/Prefabricated pile)

pile foundation

Pollution measures for ready-made piles

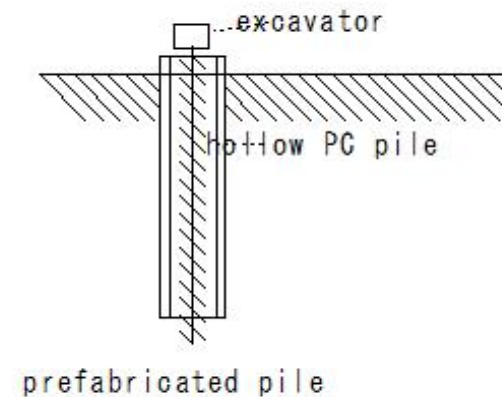
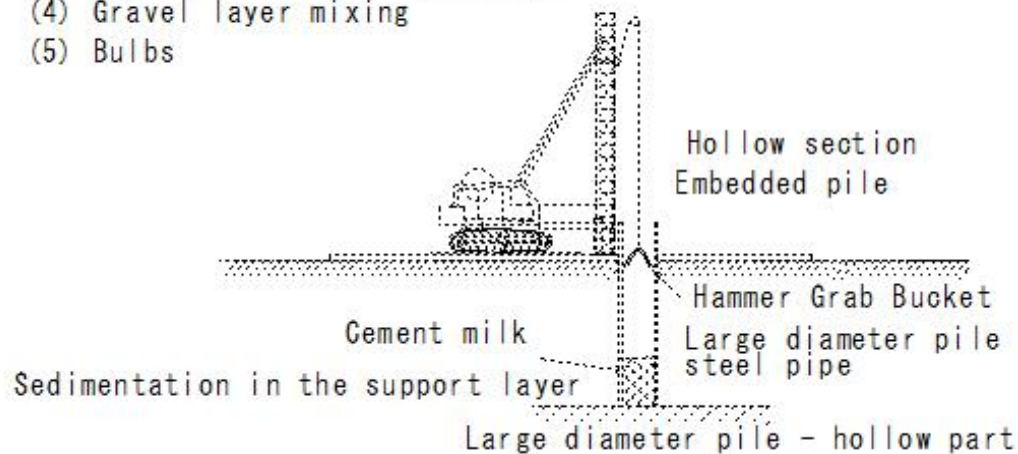
②Hollow excavation pile method/Prefabricated pile

Utilizing hollow parts of piles

Dig the hole for the ready-made pile with an earth auger etc.

Drilling and press-fitting with a bucket

- (1) Hammer Grab Bucket-drilling
- (2) Rotary press fitting
- (3) Tip - Cement milk squirting
- (4) Gravel layer mixing
- (5) Bulbs



(F35)pile foundation-(Jet method)

(F35) pile foundation-(Jet method)

pile foundation

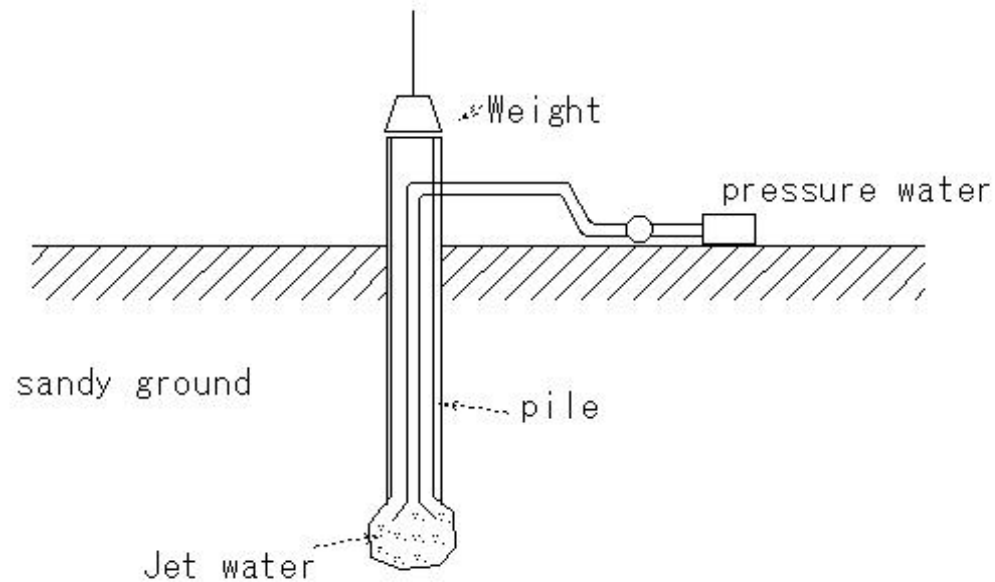
Pollution measures for ready-made piles

③ Jet method

Sand ground - High pressure water - Injection - Excavation

Eliminate friction between piles and the ground

Pile-press fit



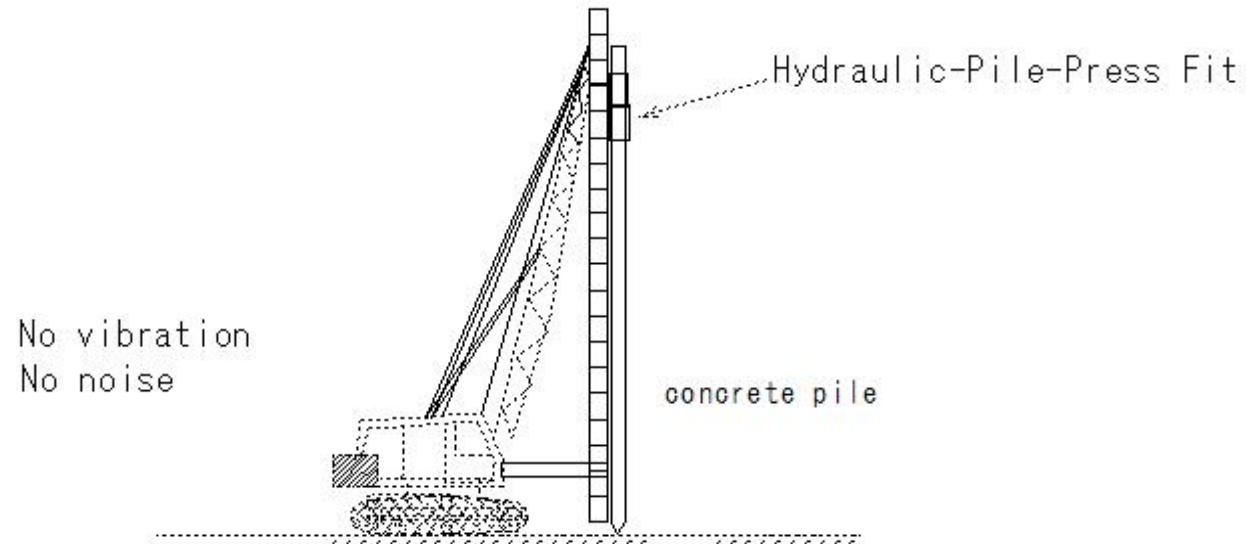
(F36)pile foundation-(Hydraulic hammer press-in method)

(F36)pile foundation-(Hydraulic hammer press-in method)

pile foundation

Pollution measures for ready-made piles

④Hydraulic hammer press-in method





(F37)pile foundation-(Milk injection method)

(F37)pile foundation-(Milk injection method)

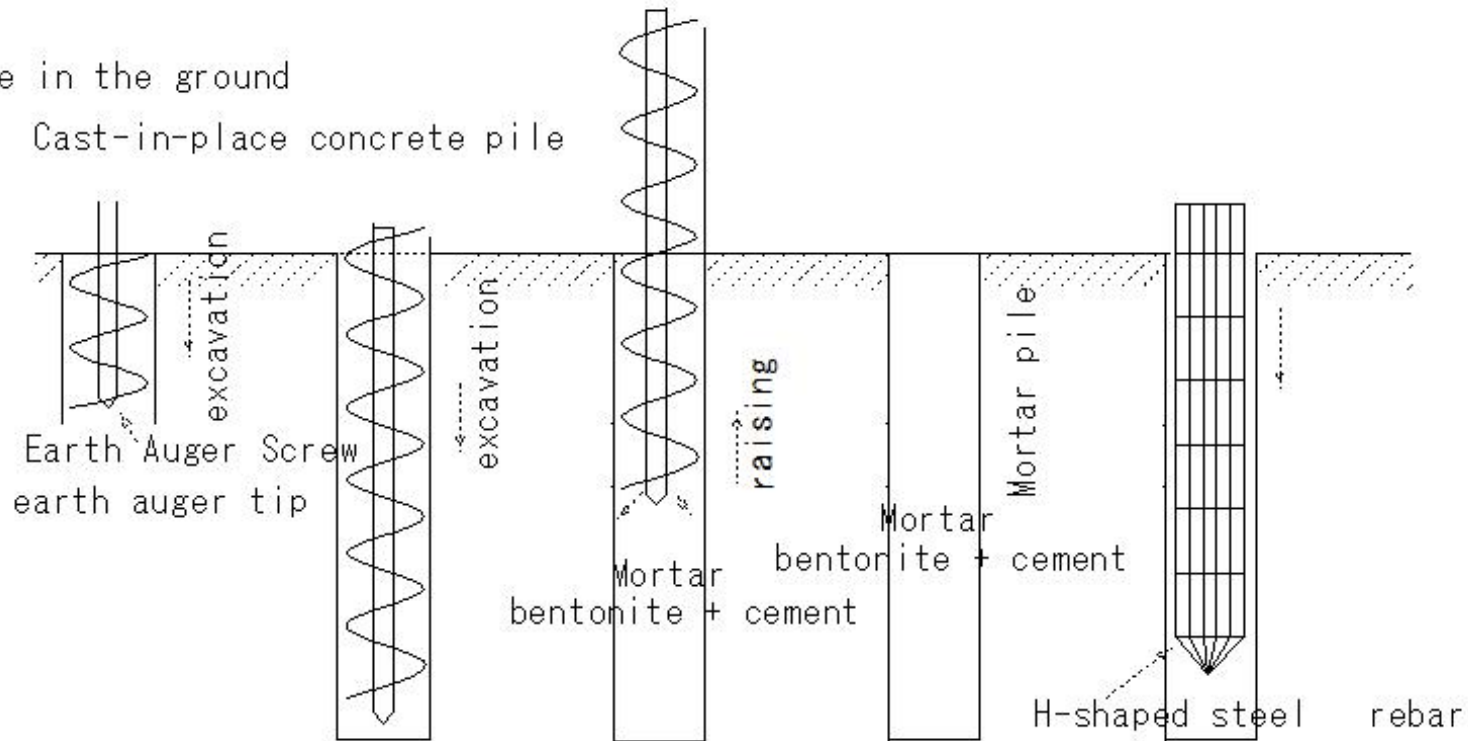
pile foundation

Pollution measures for ready-made piles

⑤Milk injection method

pile in the ground

Cast-in-place concrete pile



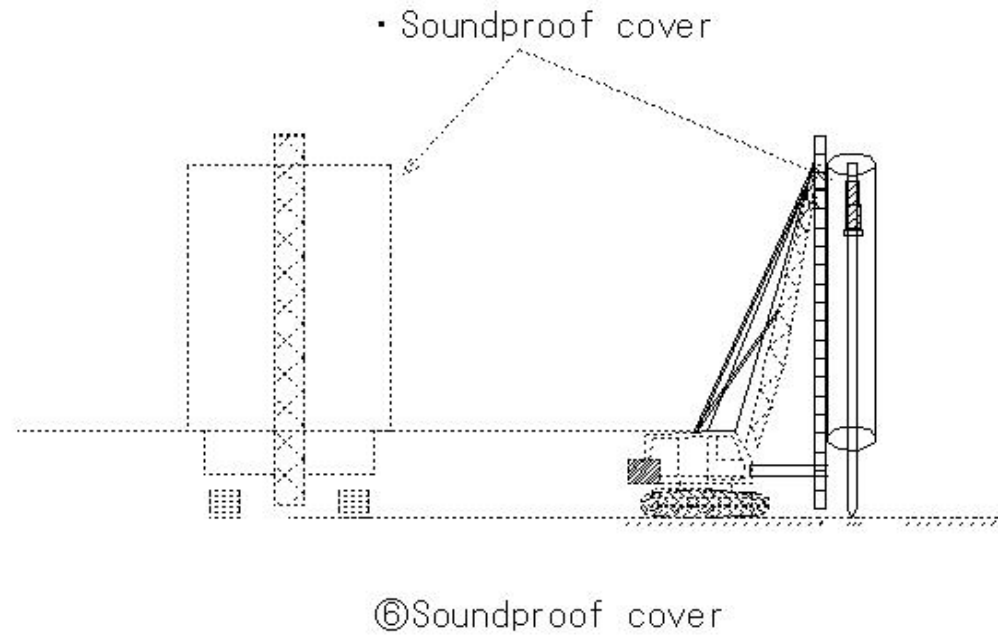
(F38)pile foundation-(Soundproof cover)

(F38)pile foundation- (Soundproof cover)

pile foundation

Pollution measures for ready-made piles

- ⑥Soundproof cover
- diesel hammer



## (F39)pile foundation-(Welding)

### (F39)pile foundation-(Welding)

pile foundation

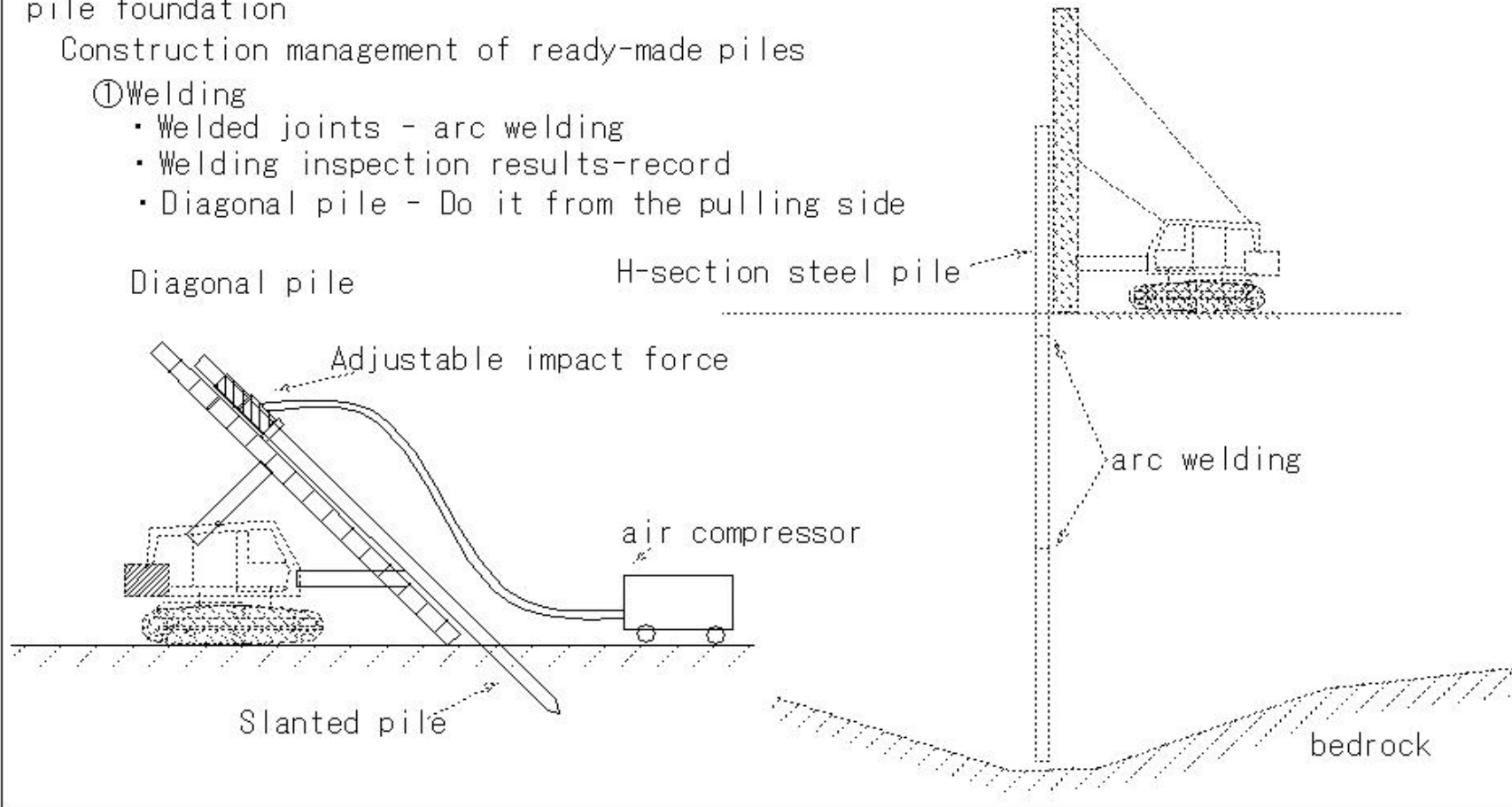
Construction management of ready-made piles

#### ①Welding

- Welded joints - arc welding
- Welding inspection results-record
- Diagonal pile - Do it from the pulling side

Diagonal pile

H-section steel pile



(F40)pile foundation-(piling)

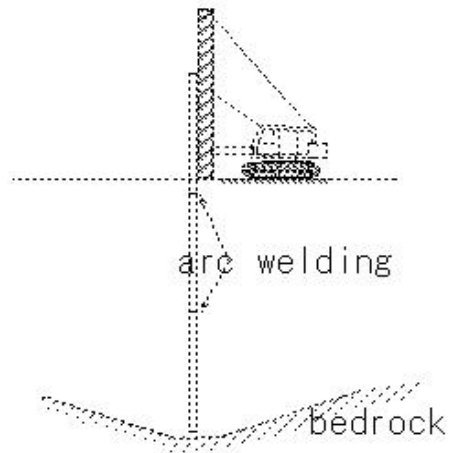
(F40)pile foundation-(piling)

pile foundation

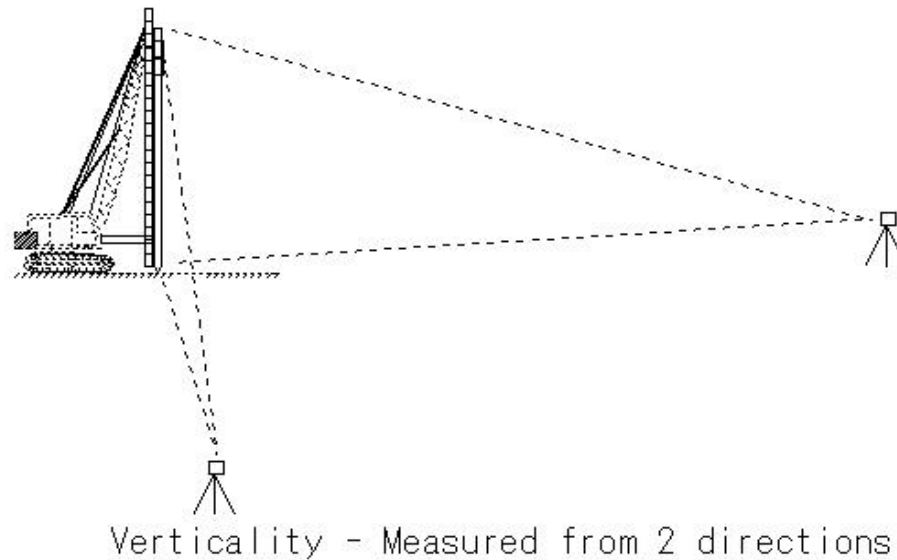
Construction management of ready-made piles

②piling

• Welding inspection results-record



• Erection of ready-made piles -  
inspection from two directions



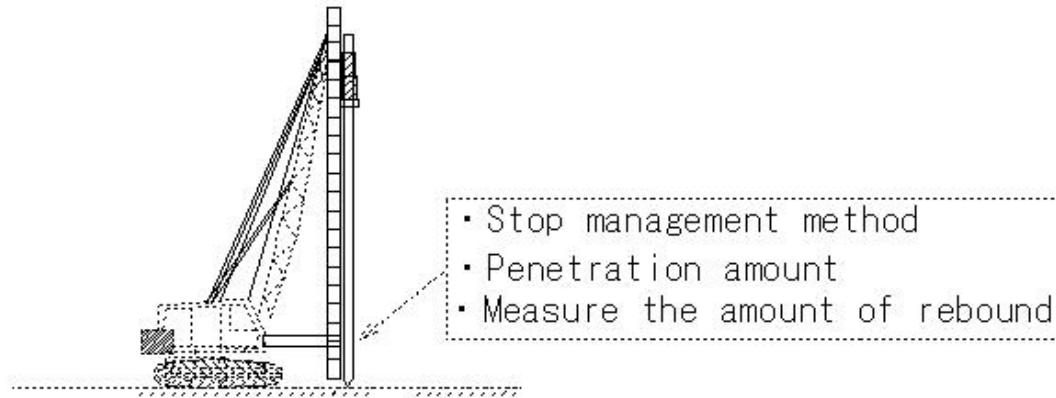
## (F41)pile foundation-(Stop piling)

### (F41)pile foundation-(Stop piling)

pile foundation

Construction management of ready-made piles

③Stop piling



(F42)pile foundation-(cast-in-place pile)

(F42)pile foundation-(cast-in-place pile)

pile foundation

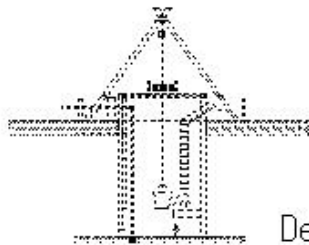
cast-in-place pile

Noise/vibration pollution prevention

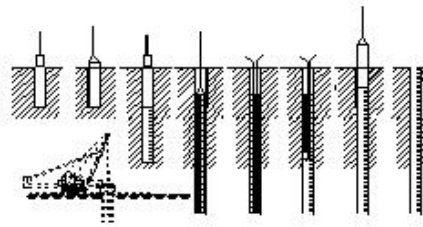
- Equipment - large
- Construction speed - slow
- Construction management-problems

① Deep foundation construction method -manual excavation

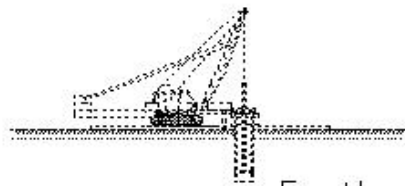
② Benoto method / Earth drill method / Reverse method - Mechanical excavation



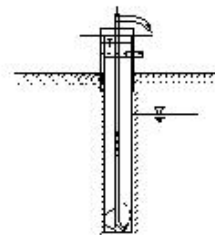
Deep foundation



Benoto method



Earth drill method



Reverse method

## (F43)pile foundation-(Deep foundation)

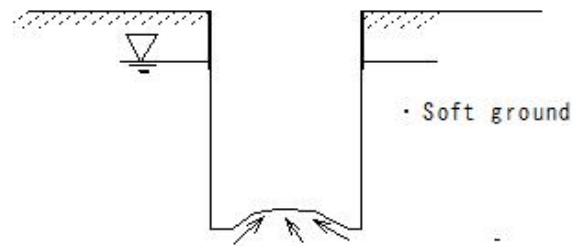
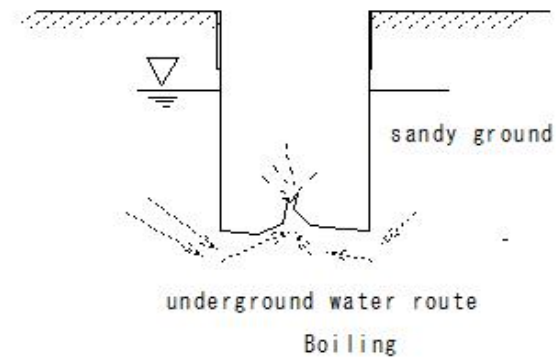
### (F43)pile foundation-(Deep foundation)

pile foundation

cast-in-place pile

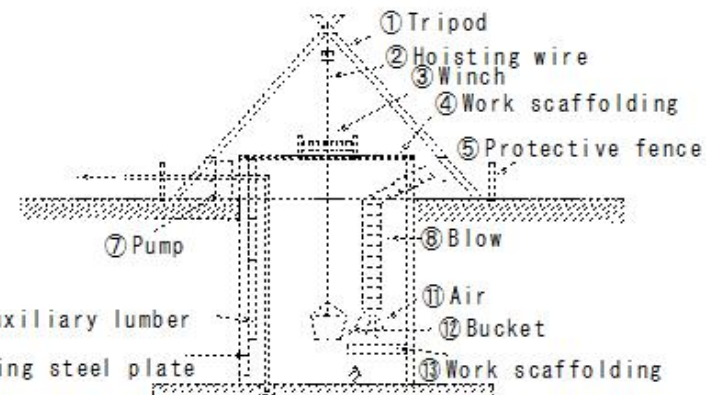
#### ① Deep foundation construction method

- Manual excavation
- Groundwater exclusion
- Possible to blast leaves of rolling stones
- Drainage construction - boiling and heaving
- Confirmation of soil bearing capacity - easy



• Water pressure - ground - push up

• Heaving



(F44)pile foundation-(Benoto method)

(F44) pile foundation-(Benoto method)

pile foundation  
cast-in-place pile  
② Benoto method

• France: Benoto - Developed

All-casing method  
Benoto method

Benoto machine

• Steel tube: casing tube

• Fine sand layer containing water  
5m below the groundwater level  
construction impossible

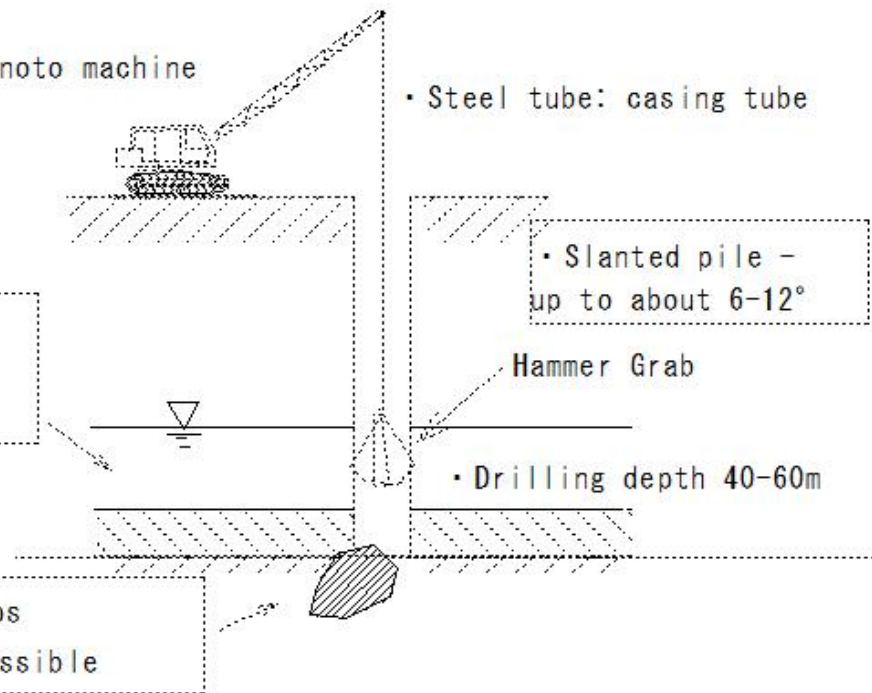
• Slanted pile -  
up to about 6-12°

Hammer Grab

• Drilling depth 40-60m

big "rolling stone"

• Large boulders and wood chips  
construction impossible





(F45)pile foundation-(Earth drill method)

(F45)pile foundation-(Earth drill method)

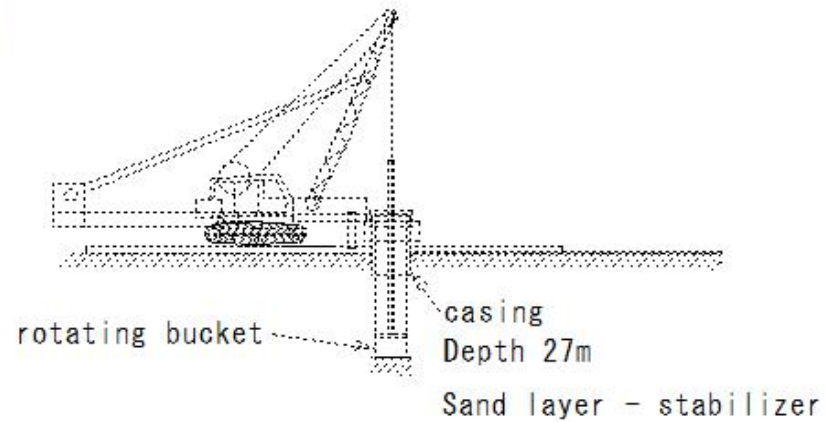
pile foundation

cast-in-place pile

③Earth drill method

- Rotating bucket - excavation
- Construction speed - fast
- Low cost
- Drilling depth - 27m
- Suitable for clay layer
- Weak sandy ground - bentonite solution (stabilizing liquid)

Earth drill method



(F46)pile foundation-(Reverse circulation method)

(F46)pile foundation-(Reverse circulation method)

pile foundation  
cast-in-place pile

④Reverse method

Reverse circulation method

- Big pile driving
- Continuous drilling
- Large boulders, pressurized water, underground water - construction difficult
- Water construction possible
- The water level inside the hole is 2m higher than the water level outside the hole.

- Good for long and large diameters

rotating bit

rotary table

stand pipe



• Suction pump

water

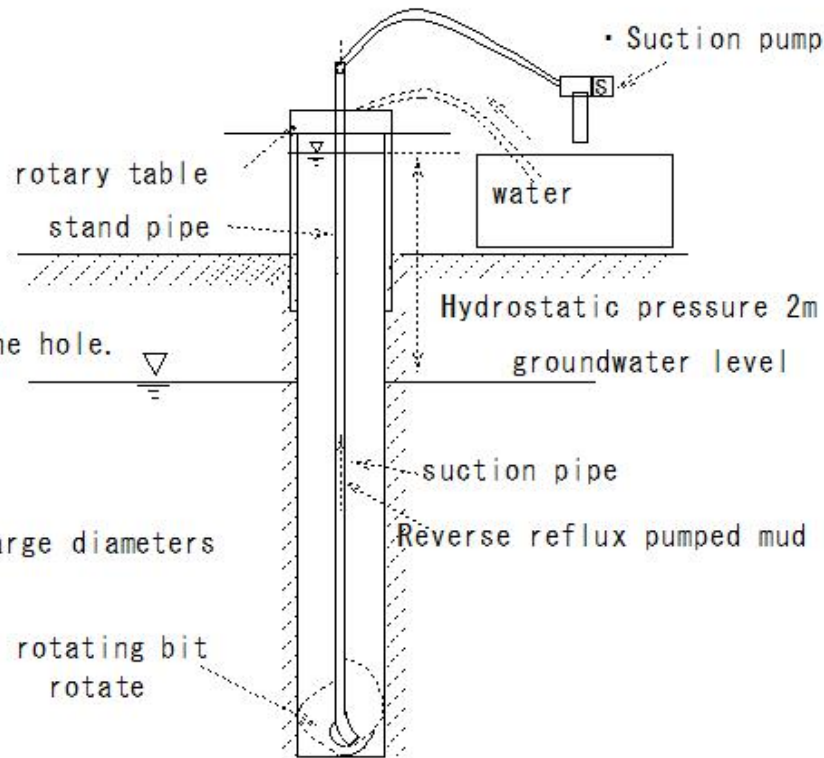
Hydrostatic pressure 2m

groundwater level

suction pipe

Reverse reflux pumped mud

rotating bit  
rotate



(F47)pile foundation-(Construction management of cast-in-place piles)

(F47)pile foundation-(Construction management of cast-in-place piles)

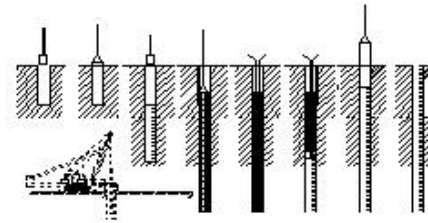
pile foundation

Construction management of cast-in-place piles


- ① Concrete management
- ② Slime processing
- ③ Treatment of hole walls
- ④ Pollution prevention management
- ⑤ Records of excavation, reinforcing cage installation, and concrete placement

Cast-in-place piles: Low noise and vibration

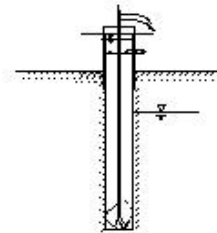
- Muddy water treatment-problems



Benoto method



Earth drill method



Reverse method

(F48)pile foundation-(Construction management of Benoto Earth Drill Reverse Method)

(F48)pile foundation-(Construction management of Benoto Earth Drill Reverse Method)

Construction management of cast-in-place piles

① Concrete management

Benoto Earth Drill Reverse Method

① Drilling

② Reinforcement cage insertion

③ Tremie tube arrangement

④ Drain the water in the tremie tube

⑤ Underwater concrete placement (slump 17cm. cement amount 370kgf/m<sup>3</sup> or more)

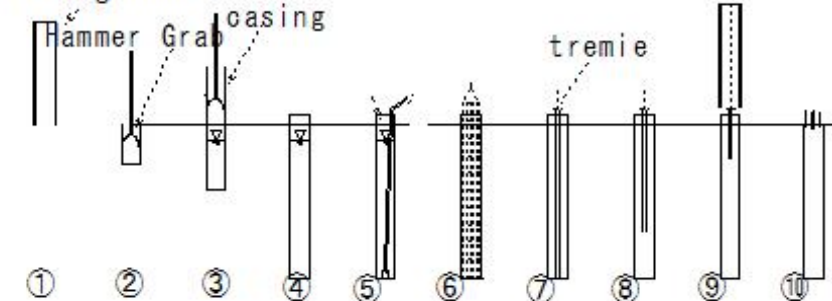
⑥ Pulling out the casing - Preventing reinforcing bars from rising together

⑦ Separator depth direction 3-5m interval

⑧ Hole wall protection Concrete top surface Casing tube approximately 2m inserted

Benoto Method

casing tube



① Casing Foundation Pile Center

② excavation-Hammer Grab

③ excavation-Hammer Grab

④ excavation-completed

⑤ Water-muddy water-Mud Water Pump

⑥ Rebar cage

⑦ Tremie tube

⑧ Ready-mixed concrete

⑨ Pulling out casing

⑩ Burials

(F49)pile foundation-(Construction management of Benoto piles)

(F49) pile foundation- (Construction management of Benoto piles)

pile foundation

Construction management of cast-in-place piles

① Construction of Benoto piles

① Insert reinforcing bar cage

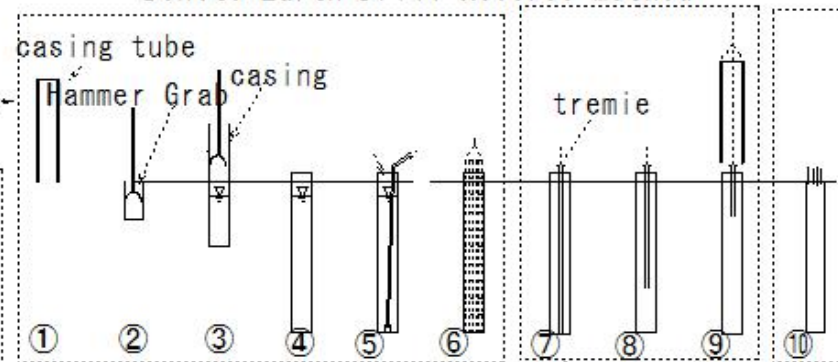
Groundwater casing

② Underwater concrete placement (slump 17cm, cement amount 370kgf/m<sup>3</sup> or more)  
tremie tube is flanged and watertight.  
Raise the casing approximately 2m to protect the hole wall  
Insert about 2 m on top of concrete

③ Slime (cutting residue) Mixed with muddy water  
concrete curing  
Must not be harmful due to temperature, load, shock, etc.

- Pile head  
Add about 0.5m extra  
there is muddy water, it is about 1m

Benoto Earth Drill Reverse Method



(F50)pile foundation-(Benoto piles Slime processing)

(F50)pile foundation-(Benoto piles Slime processing)

pile foundation

Construction management of cast-in-place piles

Benoto Method

② Slime processing

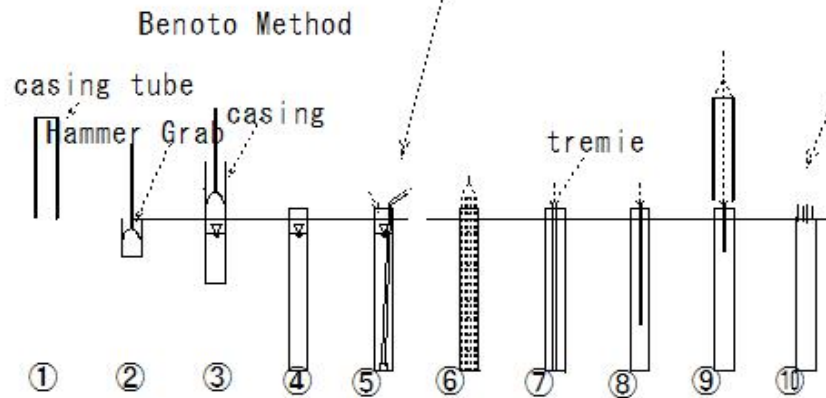
• Pile tip - Excavation residual soil, slime - Strength decrease and uneven settlement

• Slime processing

air lift pump

after pouring

slime mixed pile head 0.5-1.0m removed



- ①Casing Foundation Pile Center
- ②excavation-Hammer Grab
- ③excavation-Hammer Grab
- ④excavation-completed
- ⑤Water-muddy water-Mud Water Pump
- ⑥Rebar cage
- ⑦Tremie tube
- ⑧Ready-mixed concrete
- ⑨Pulling out casing
- ⑩Burials

(F51)pile foundation-(Earth drill method Treatment of hole walls)

(F51)pile foundation-(Earth drill method Treatment of hole walls)

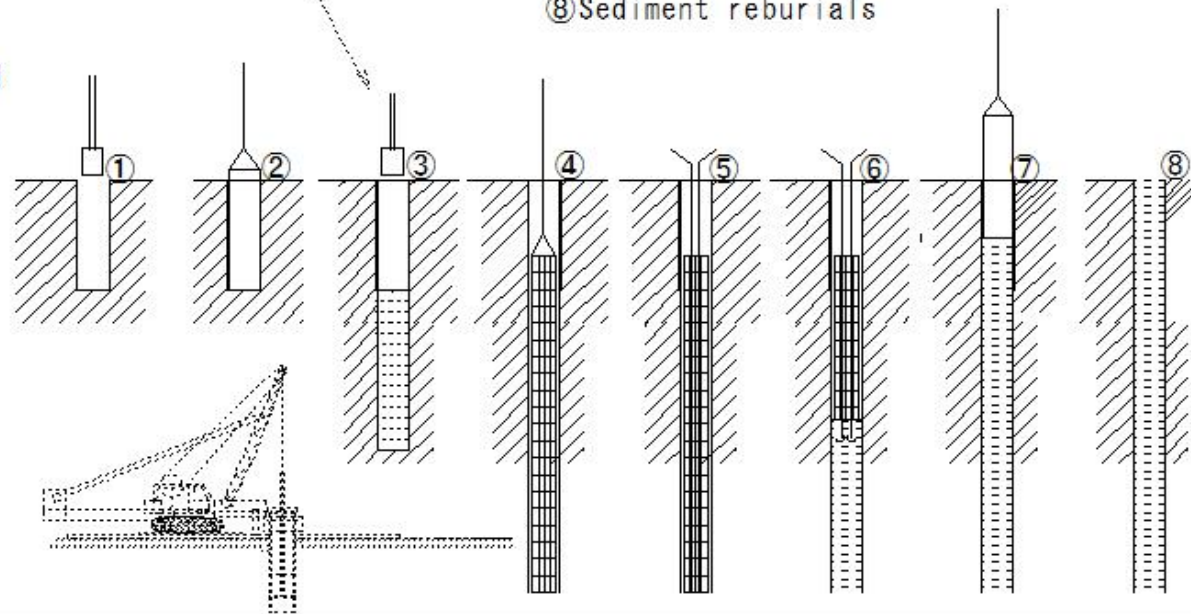
pile foundation

Construction management of cast-in-place piles

③ Treatment of hole walls  
Treatment of hole walls - problems  
Stabilizer treatment and management

- ①Drilling
- ②Casing tube insertion
- ③Bentonite solution - injection  
hole wall prevention  
muddy water
- ④Erection of rebar
- ⑤Built-in tremie tube
- ⑥Ready-mixed concrete pouring
- ⑦Casing tube pull-out
- ⑧Sediment reburials

Earth drill method



(F52)pile foundation-(cast-in-place piles Prevention of construction pollution)

(F52)pile foundation-(cast-in-place piles Prevention of construction pollution)

pile foundation

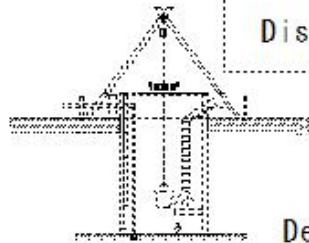
Construction management of cast-in-place piles

④Prevention of construction pollution

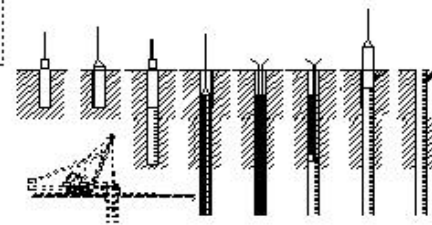
- Water pollution
- Disposed of as sludge and sand - industrial waste - as a landfill

Emission standards

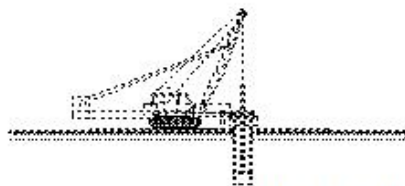
Water pollution  
Disposed of as sludge and sand



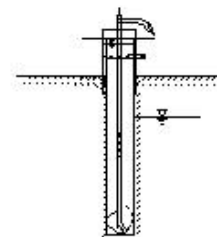
Deep foundation



Benoto method



Earth drill method



Reverse method



(F53)pile foundation-(open caisson foundation)

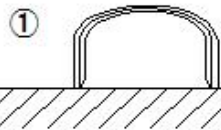
(F53)pile foundation-(open caisson foundation)

Foundation work

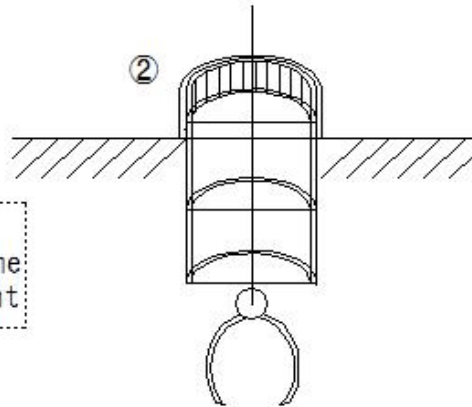
caisson foundation

- Open caisson: Under atmospheric pressure
- Construction of caisson foundation

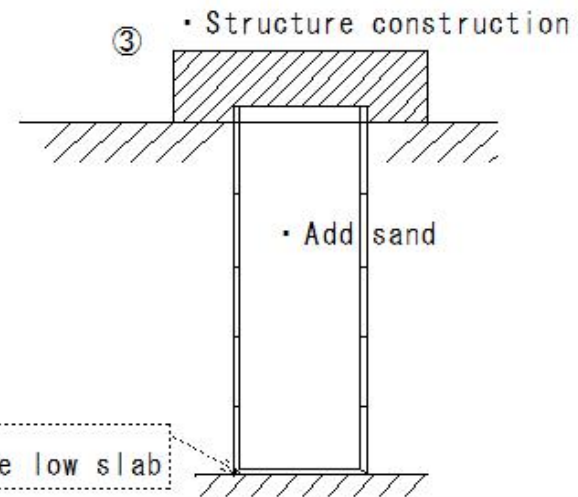
② Remove the steel formwork and start excavation  
• Mechanical excavation - caisson sinking



① Caisson placement  
Cylindrical reinforced concrete frame  
on the ground -Fabrication -Placement



③ Placement of concrete low slab



• Structure construction

• Add sand

(F54)pile foundation-(open caisson foundation)

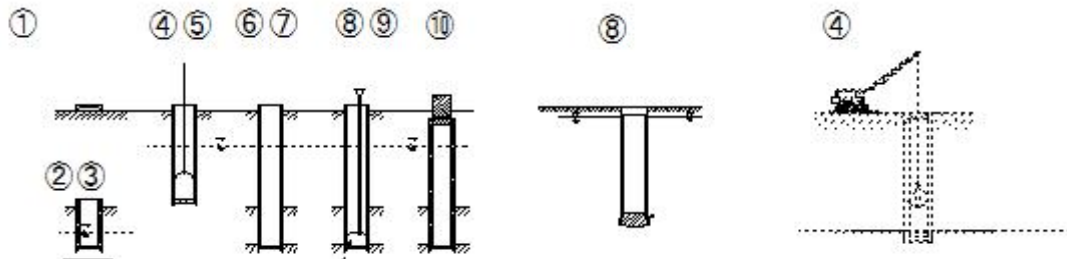
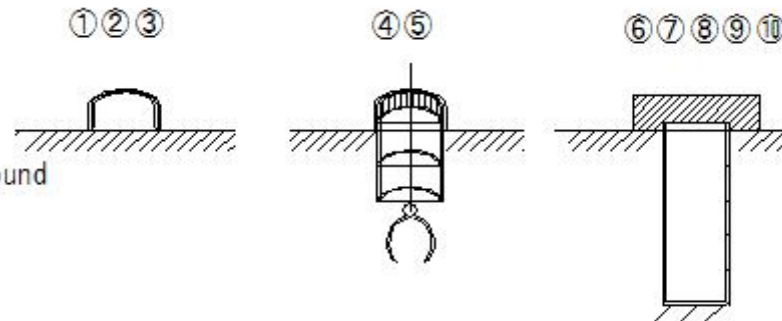
(F54)pile foundation-(open caisson foundation)

Foundation work

caisson foundation

• Open caisson construction order

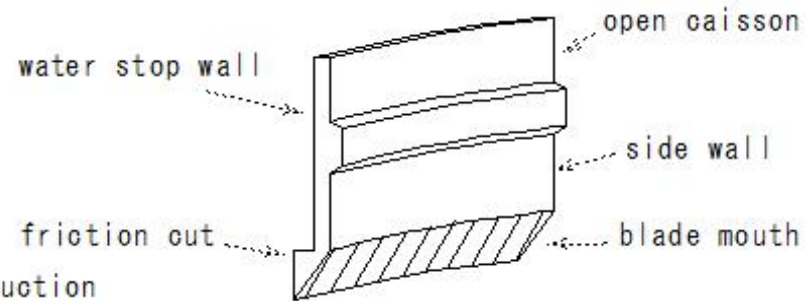
- ① Steel formwork erected above the cutting edge
- ② Concrete placement
- ③ Caisson completed
- ④ Ground excavation
- ⑤ Caisson sinking
- ⑥ Joining the cutting edge and supporting ground
- ⑦ Bottom cleaning
- ⑧ Underwater concrete placement at the bottom
- ⑨ Caisson filling
- ⑩ Structure construction



(F55)pile foundation-(open caisson foundation)

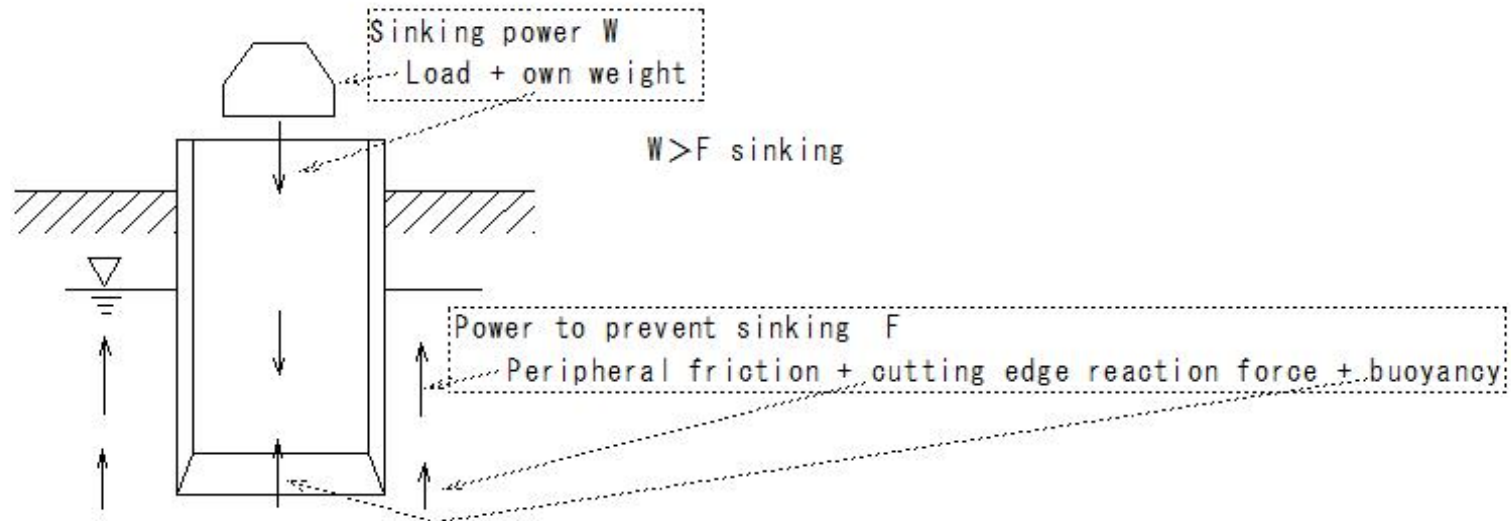
(F55)pile foundation-(open caisson foundation)

Foundation work  
caisson foundation



① Circumferential friction - reduction

② Convert passive earth pressure to active earth pressure



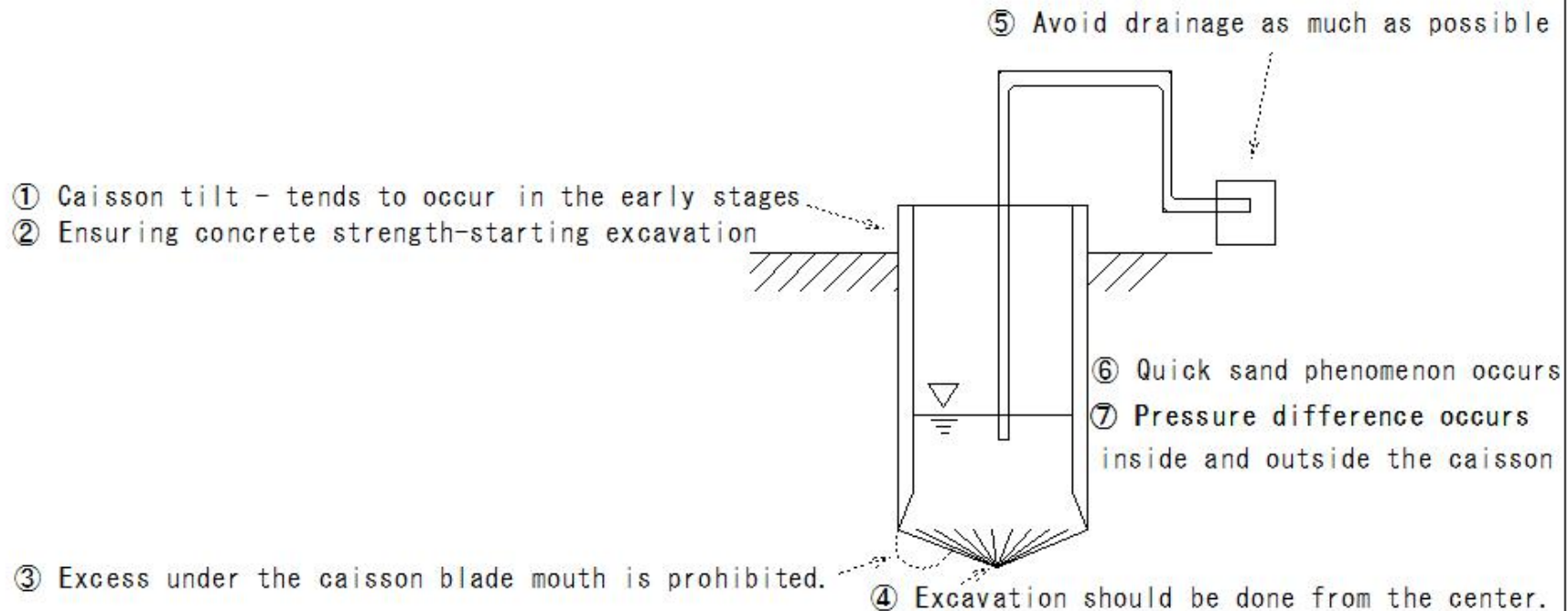
(F56)pile foundation-(open caisson foundation)

(F56)pile foundation-(open caisson foundation)

caisson foundation

- Construction of open caissons

sufficient control



(F57)pile foundation-(open caisson foundation)

(F57)pile foundation-(open caisson foundation)

caisson foundation

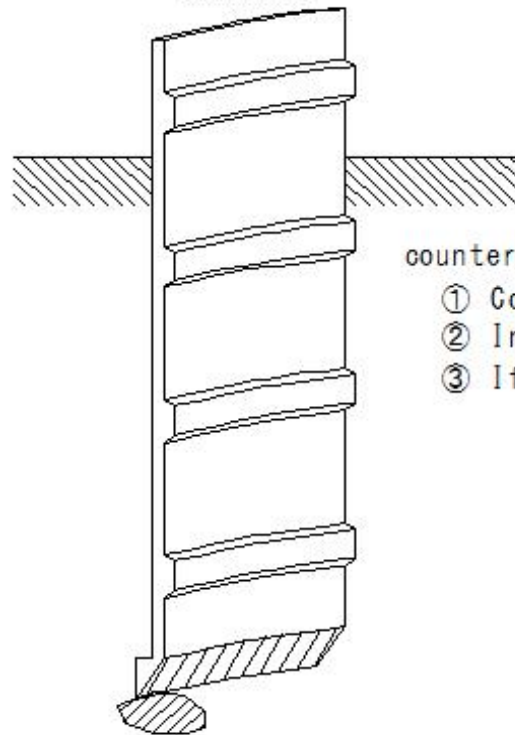
- Construction of open caissons

Load



Concrete block

- Gradually sinks in loaded



countermeasure

- ① Conduct a thorough soil investigation
- ② Internal drainage
- ③ If there is a large boulder, it will not sink.

- ④ Internal blasting - Avoid damaging the main body

## (F58)pile foundation-(pneumatic caisson)

### (F58) pile foundation-(pneumatic caisson)

#### Foundation work

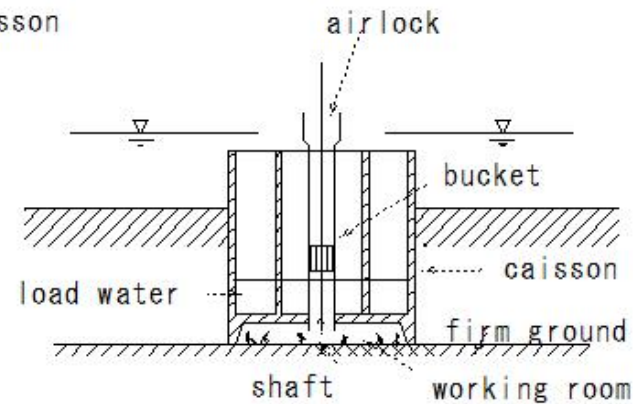
caisson foundation

pneumatic caisson

- Establish a work area at the bottom of the open caisson
- Manual excavation - Settling

#### Construction order

- ① Installation of the blade mouth
- ② Construction of workshop
- ③ Open excavation construction of second rod
- ④ Installing the airlock and shaft
- ⑤ Drilling
- ⑥ settlement
- ⑦ Loading test
- ⑧ Placement of bottom filling concrete in the works area
  - Working under high pressure (3.5 kgf/cm<sup>2</sup>)
  - Foundation of long bridge, foundation of important structure

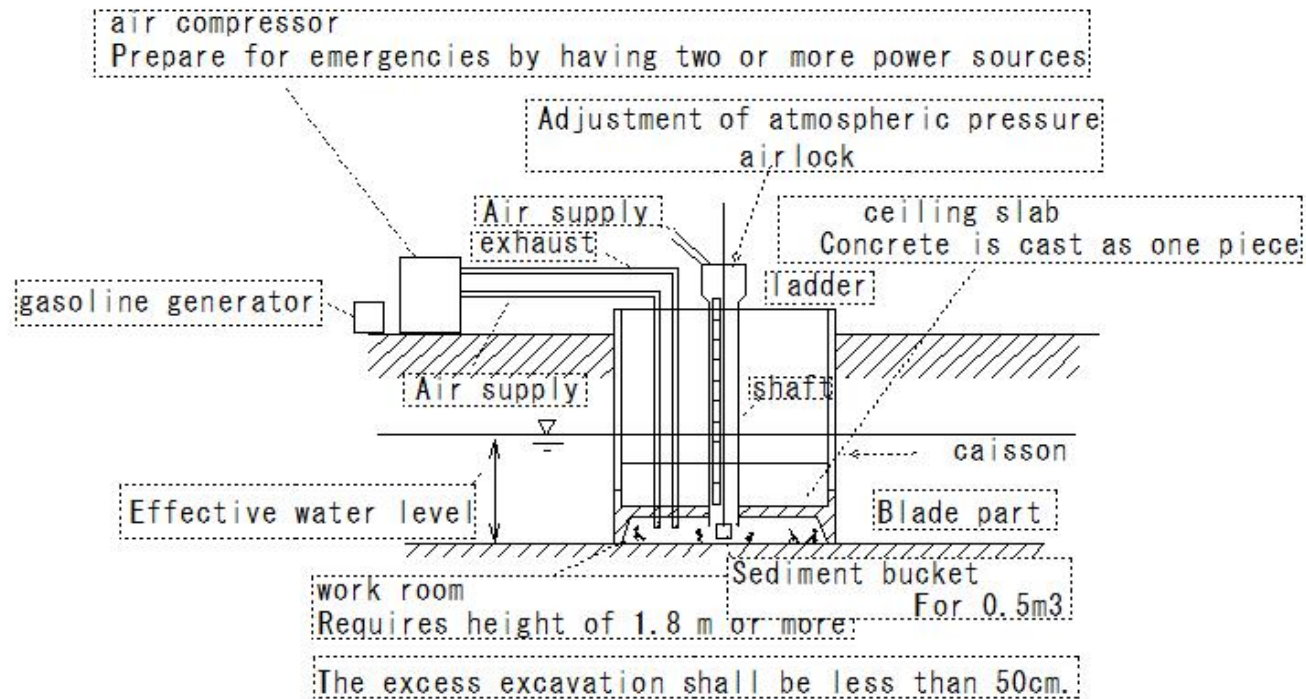


Pneumatic caisson

(F59)pile foundation-(pneumatic caisson)

(F59)pile foundation-(pneumatic caisson)

Foundation work  
caisson foundation  
pneumatic caisson



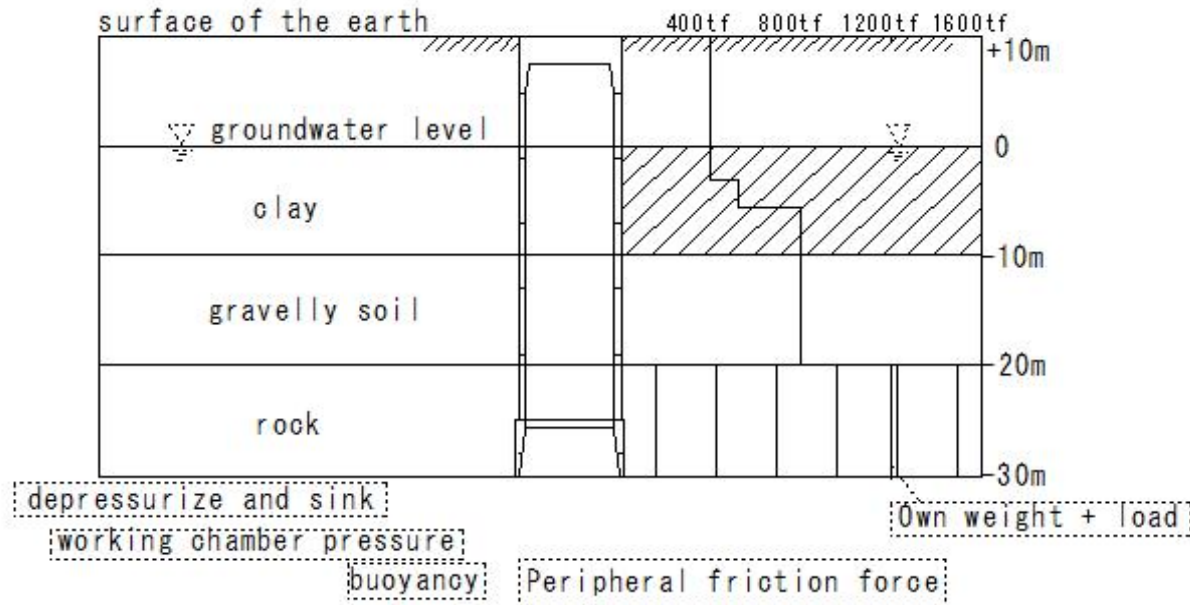
(F60)pile foundation-(pneumatic caisson)

(F60)pile foundation-(pneumatic caisson)

Foundation work

caisson foundation  
pneumatic caisson

Pneumatic caisson  
Settling map





(F61)pile foundation-(pneumatic caisson)

Foundation work

(F61) pile foundation- (pneumatic caisson)

caisson foundation

pneumatic caisson

• Construction points

① Excavation from the center to the periphery

② Excess moat is less than 50cm

Prohibition of use of internal combustion engines

③ Decompression

Evacuation of workers - confirmation

④ Filling concrete in the caisson

Adjusted by atmospheric pressure - rise - exhaust

⑤ Pressure of 1 atmosphere or more (1kgf/cm<sup>2</sup>) or more

Hospital lock installation

⑥ Shaft human lock

Materials, soil, etc. - Material lock

⑦ Pressure - until the end of excavation

Work interruption - pressurized air - required

⑧ Caisson work room: Slab and cutting edge are driven at the same time

seamless

⑨ Power supply - 2 or more systems

⑩ Height of work room - 1.8 m or more

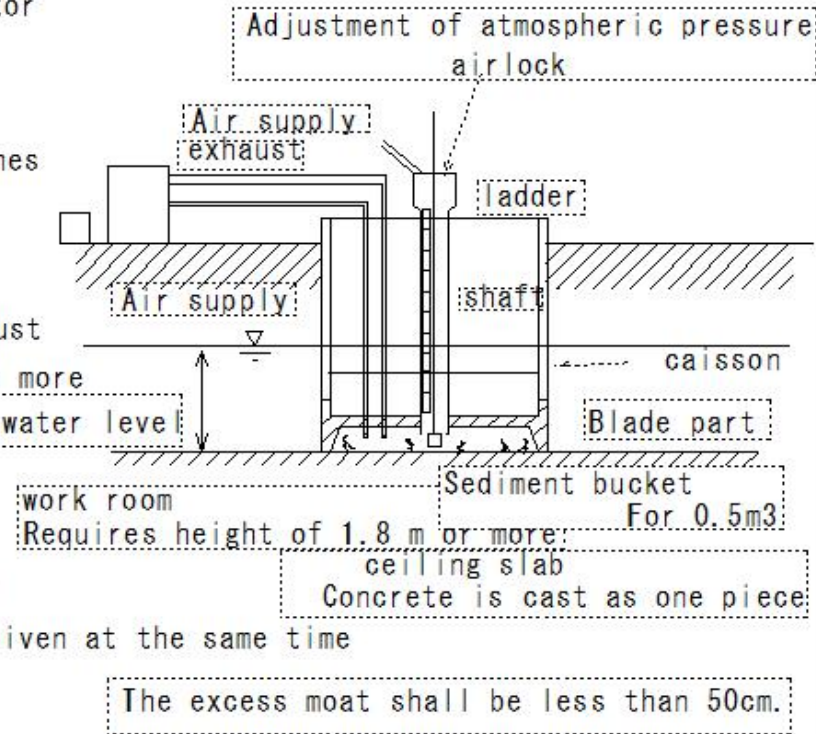
⑪ Caisson tilt: Early stage of excavation, tends to occur up to about 10m

③ Decompression

air compressor

Prepare for emergencies by having two or more power sources

gasoline generator



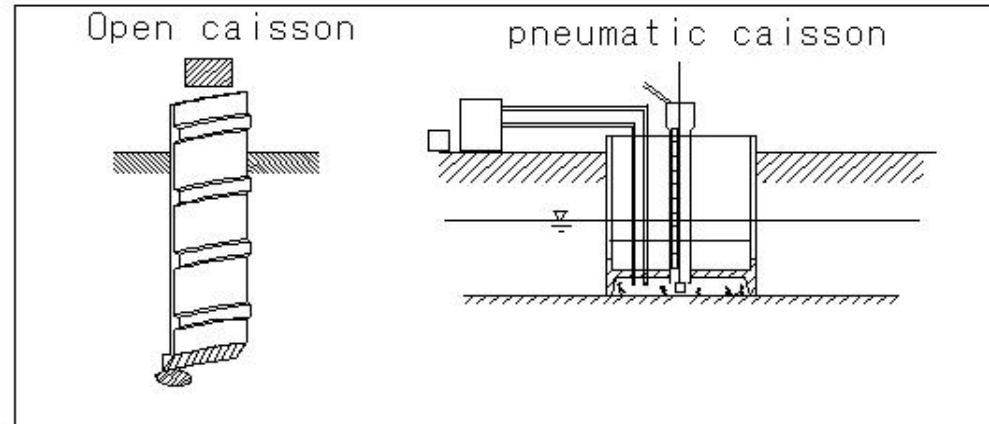
## (F62)pile foundation-(Comparison of open caisson and pneumatic caisson)

(F62)pile foundation-(Comparison of open caisson and pneumatic caisson)

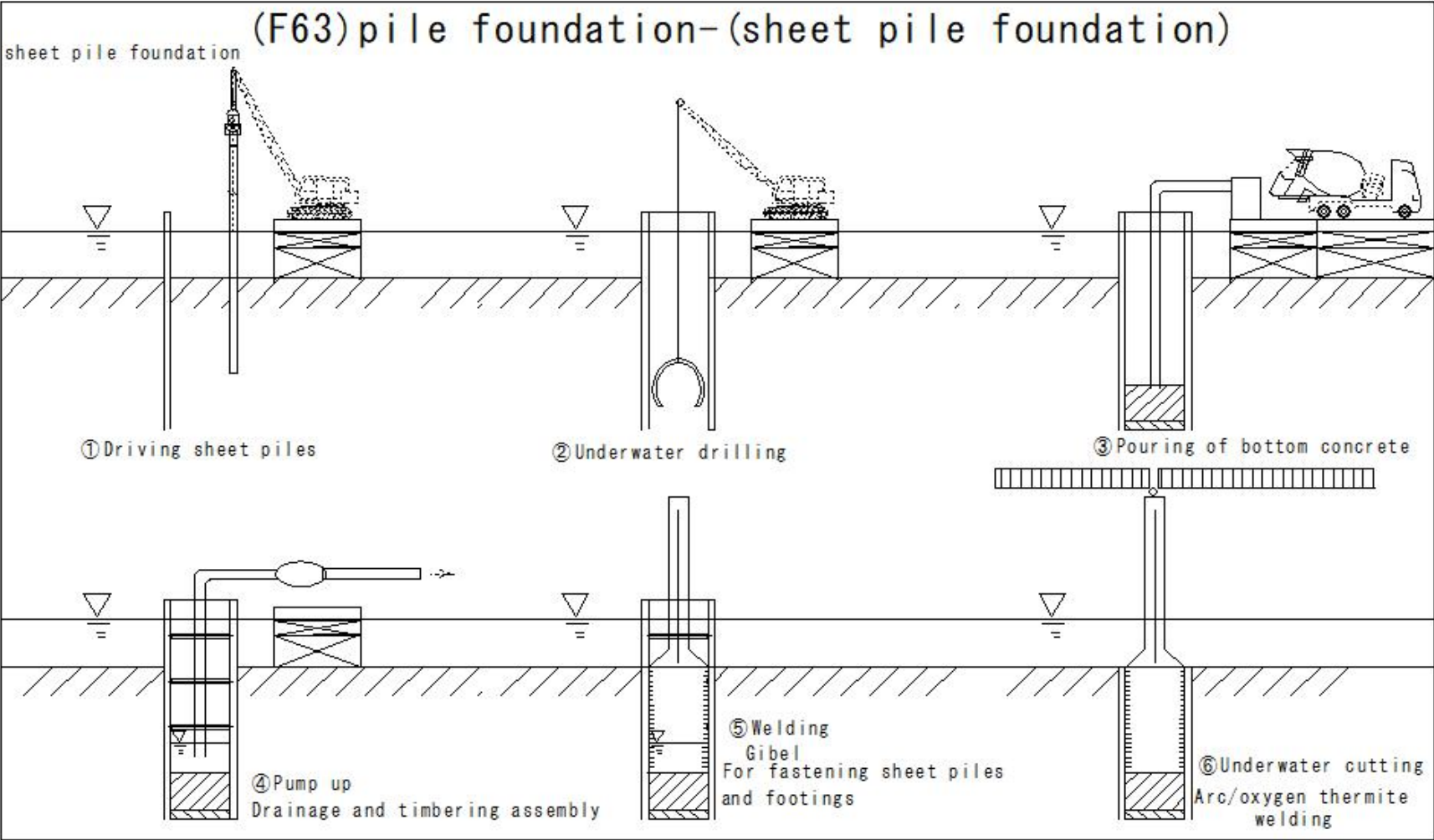
Foundation work  
caisson foundation

### Comparison of open caisson and pneumatic caisson

① Comparison target	Open caisson	pneumatic caisson
② Temporary equipment	Cheap	Expensive
③ Pollution	Suitable for urban areas	Air compressor/exhaust noise - loud
④ Surrounding ground	Groundwater decline/ground loosening	no effect
⑤ Construction depth	Up to about 60m	Up to 30 m (up to pressure that humans can withstand)
⑥ Construction period	undecided	determined
⑦ Transfer processing	difficulty	easy
⑧ Safety management	no problem	high pressure work
⑨ Supporting capacity confirmation	difficulty	easy



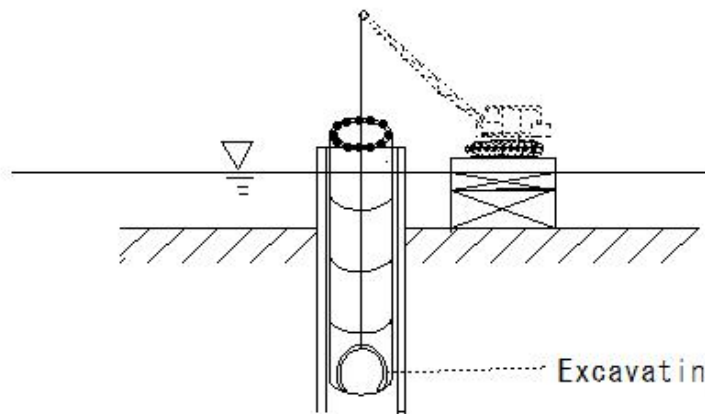
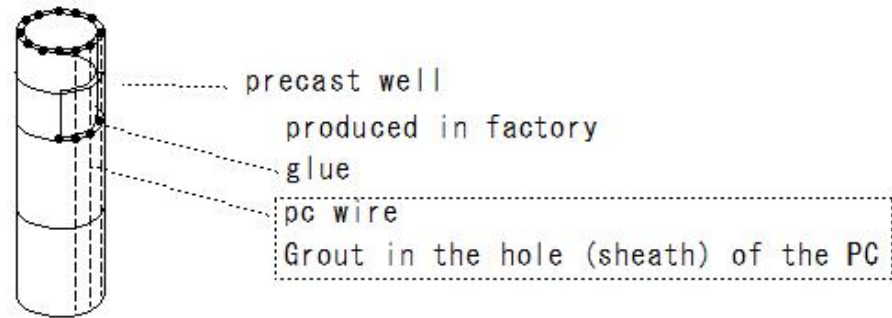
(F63)pile foundation-(sheet pile foundation)



(F64)pile foundation-(precast well)

(F64)pile foundation-(precast well)

Foundation work



Press in with a jack

- ① Slime treatment after excavation is completed
- ② Place concrete on the bottom
- ③ Filling with sand

Excavating with a cast-in-place excavator

(F65)pile foundation-(continuous underground wall)

(F65)pile foundation-(continuous underground wall)

Foundation work

continuous underground wall

- Continuously driving bridge piles

Continuous underground wall construction


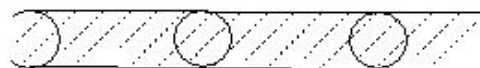
- ① Construction with low vibration and low noise
- ② Can be constructed from soft ground to bedrock
- ③ Possible to perform construction in close proximity, minimal impact on surrounding areas
- ④ High adhesion to the ground and large bearing capacity
- ⑤ Foundation construction of any shape possible
- ⑥ Closing cross section - rigidity - high
- ⑦ Can be constructed up to a depth of 150m
- ⑧ High safety due to construction from the ground

- Continuous underground wall construction method

(1) Pillars and pillars

(2) Pillars and walls

(3) Walls and walls



(F66)pile foundation-(Underpinning)

(F66)pile foundation-(Underpinning)

Foundation work

Underpinning

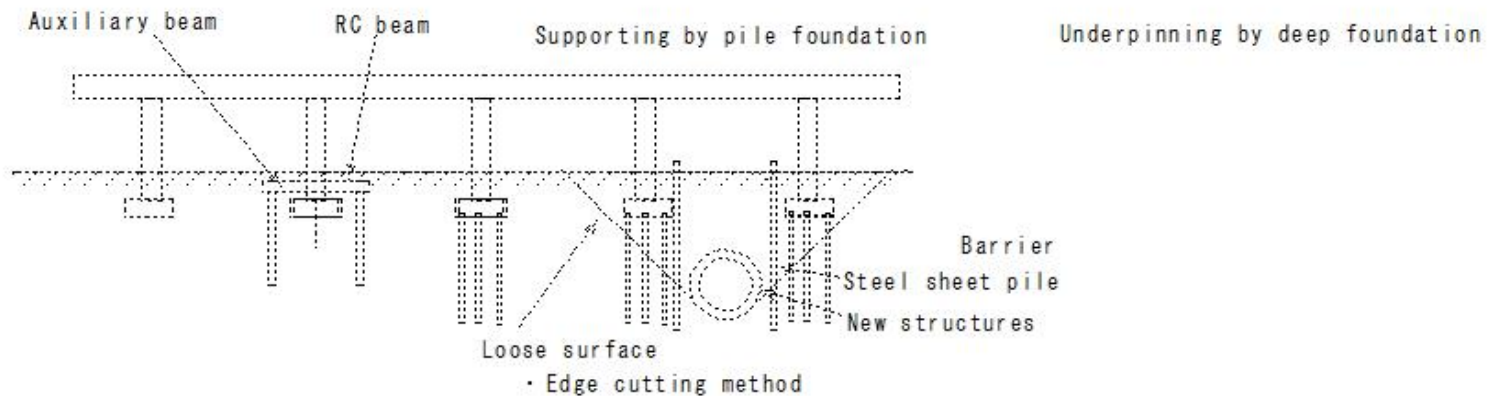
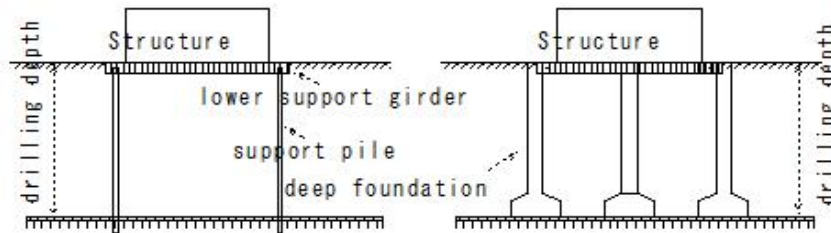
• Reinforcement and expansion of foundations of existing structures

① Existing foundation - Insufficient bearing capacity  
(Water level falls, consolidation progresses)

② Existing foundation - protection  
Excavation work next door

③ Existing foundation - transformation  
ground settlement

• Auxiliary beam method



(F67)pile foundation-(Underpinning)

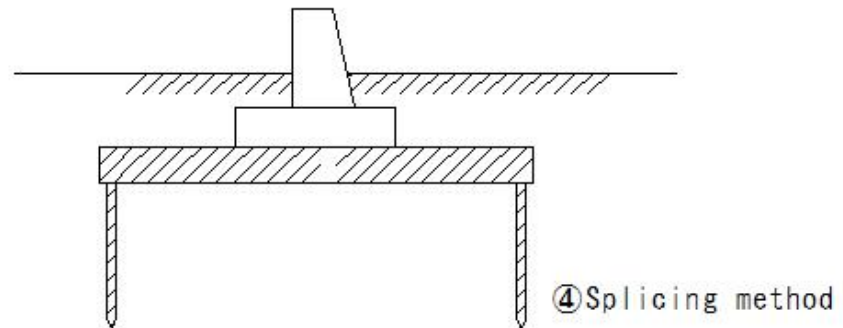
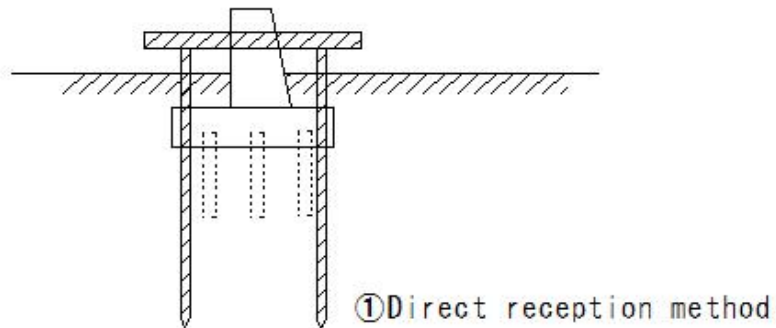
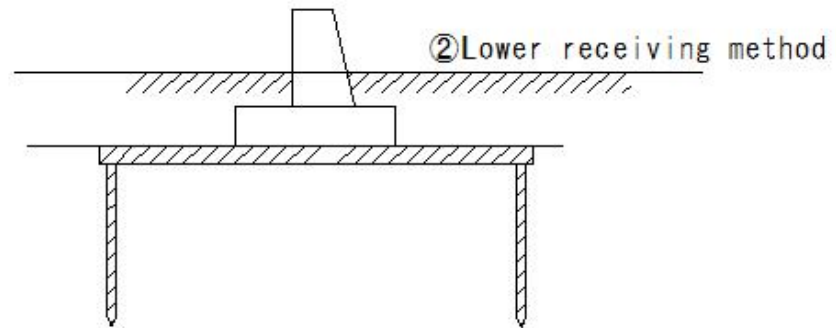
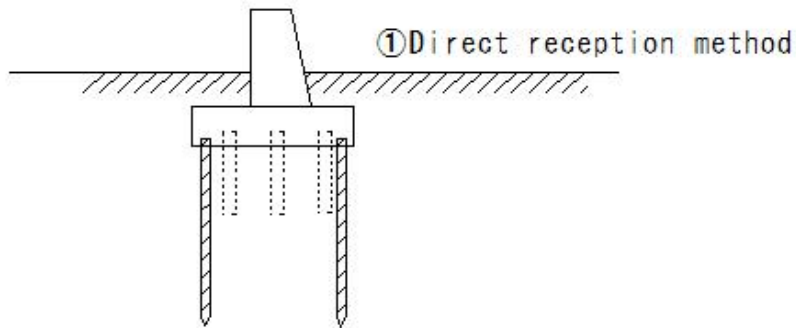
(F67)pile foundation-(Underpinning)

Foundation work

Underpinning

① How to improve the supporting ground  
Chemical injection

② Replacement method  
③ Edge cutting method



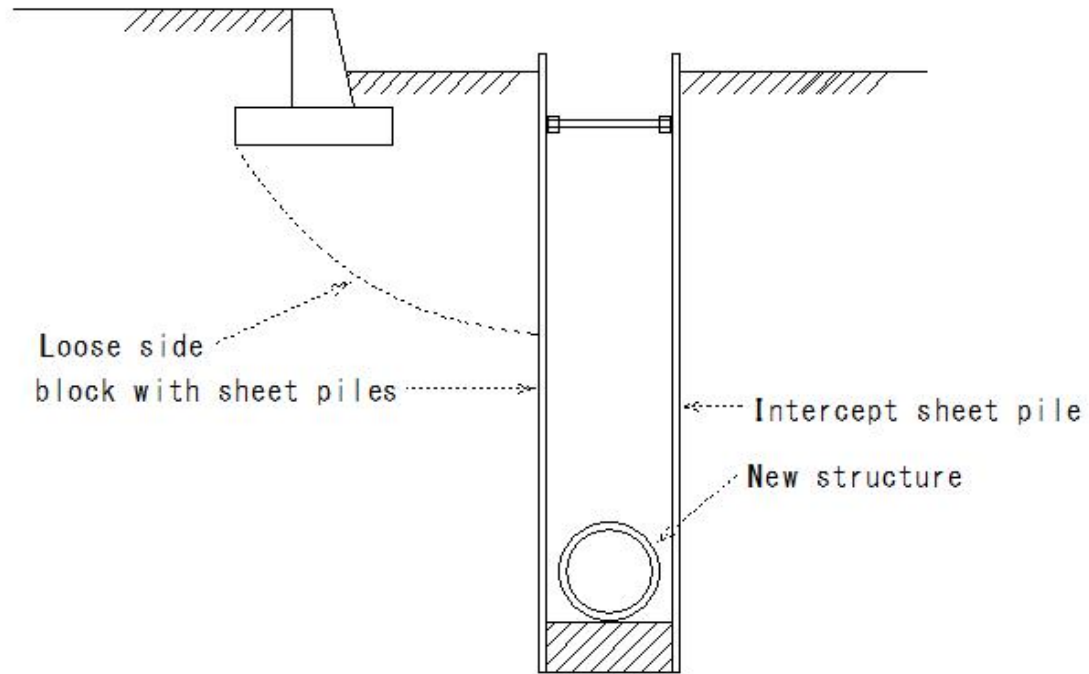
(F68)pile foundation-(Underpinning)

(F68) pile foundation- (Underpinning)

Foundation work

Underpinning construction method

③Edge cutting method





(F69)pile foundation-(Underpinning)

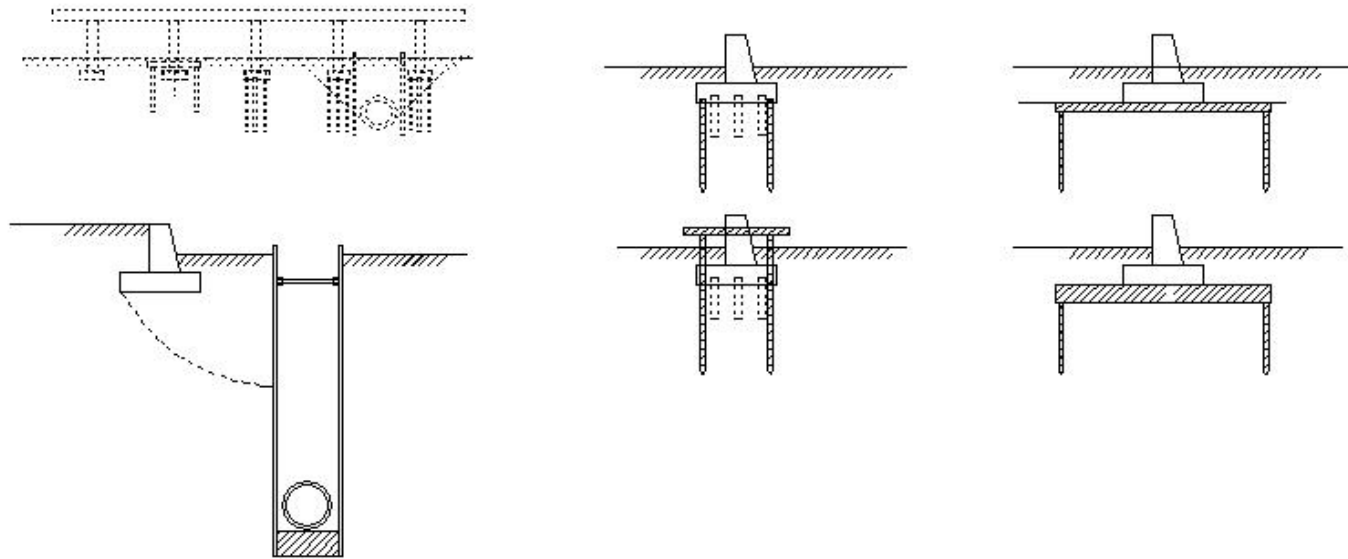
(F69)pile foundation- (Underpinning)

Foundation work

Underpinning construction method

Points to note during construction

- ①Settlement
- ②Slope
- ③Stress
- ④Deformation



(F70)foundation-Temporary closing - gravity type(levee method)

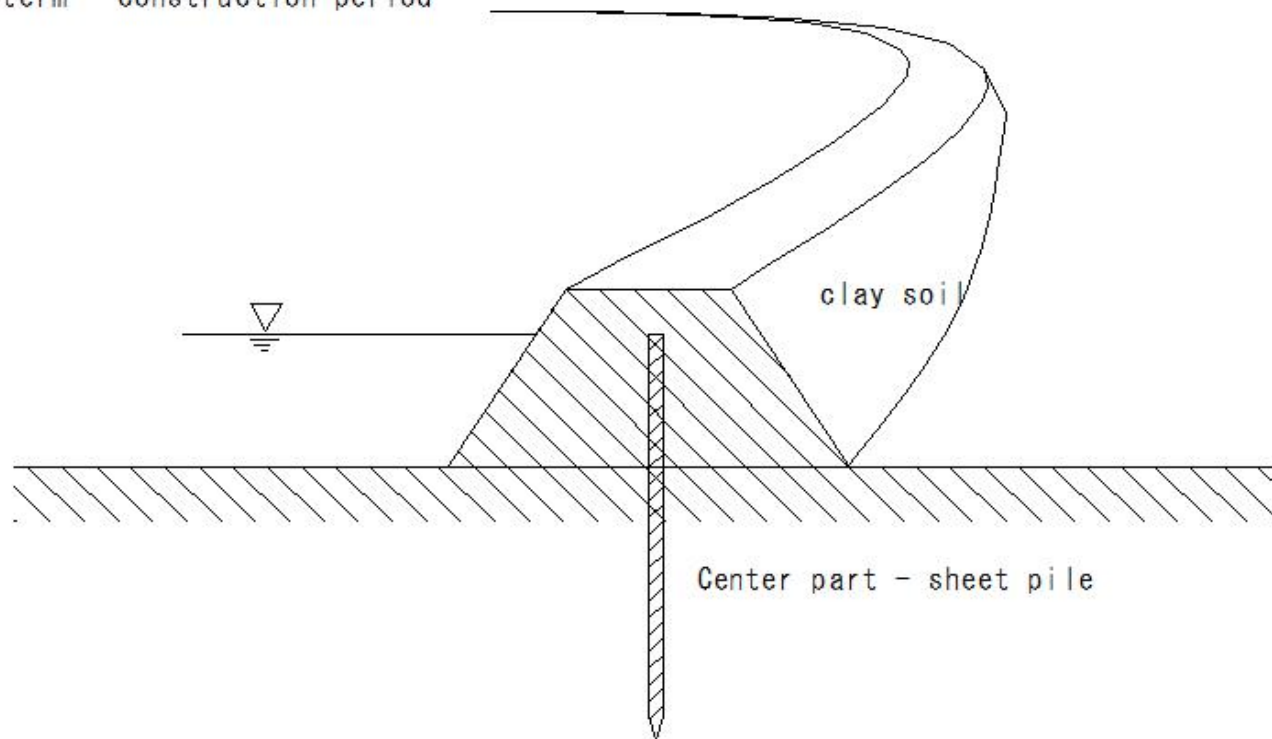
(F70) foundation-Temporary closing - gravity type(levee method)

Foundation work

Temporary closing - gravity type

① levee method

Short term - construction period



(F71) foundation-Temporary closing - gravity type(Caisson method)

(F71) foundation-Temporary closing - gravity type(Caisson method)

Foundation work

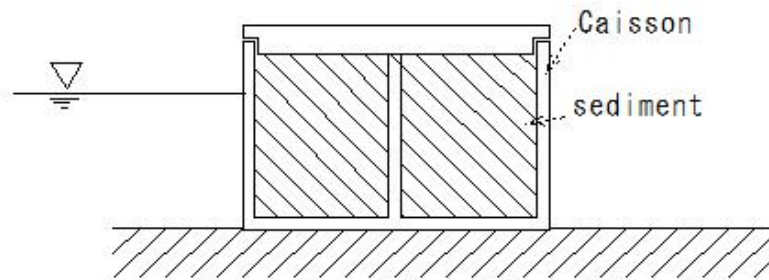
Temporary closing - gravity type

②Caisson method

large equipment

Construction conditions - poor - construction possible

Part of main body construction



Caisson method

(F72)foundation-Temporary closing - gravity type(Cellular block method)

(F72)foundation-Temporary closing - gravity type(Cellular block method)

Foundation work

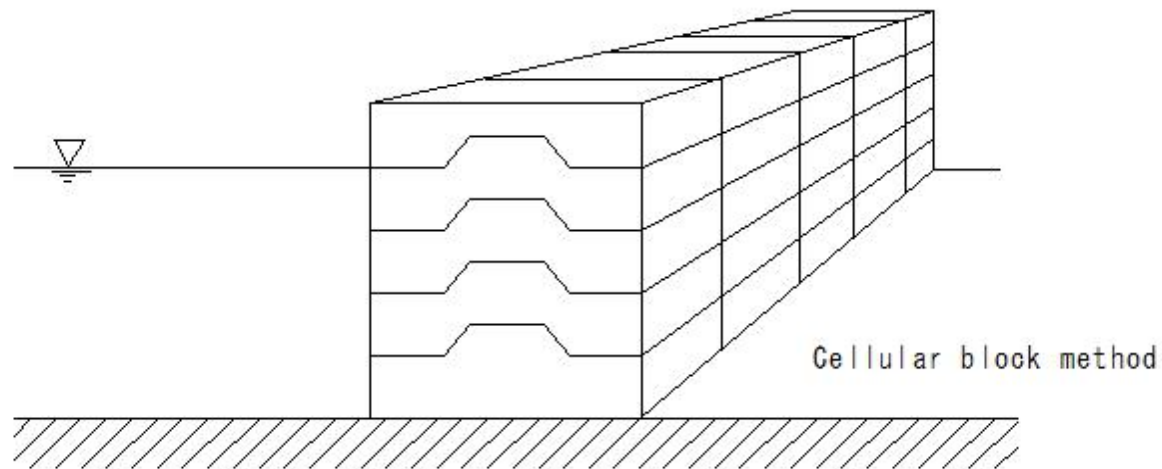
Temporary closing - gravity type

③ Cellular block method

Construction conditions - poor - construction possible  
problem

Waterproofing of joint part

Water-tightness at the joint between the ground and the block



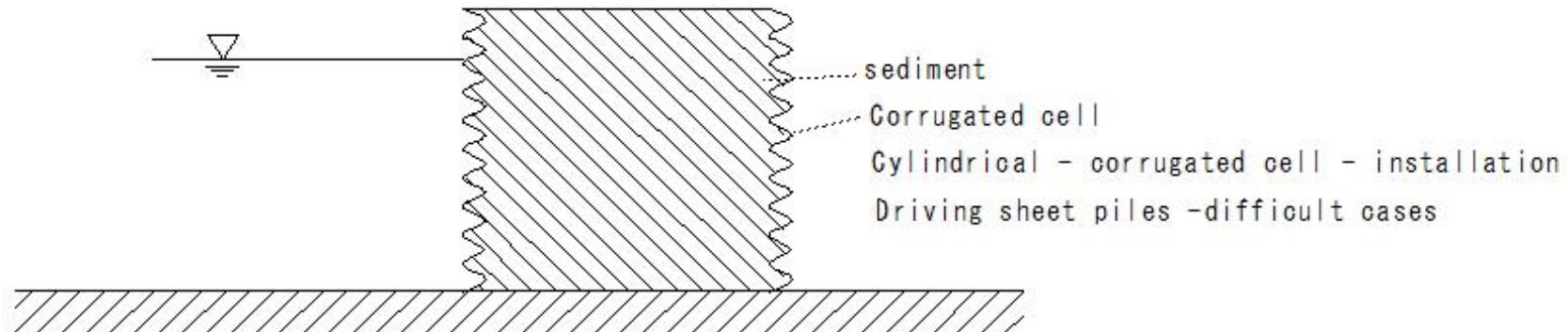
(F73) foundation-Temporary closing - gravity type(Corrugated cell)

(F73) foundation-Temporary closing - gravity type(Corrugated cell)

Foundation work

Temporary closing - gravity type

④Corrugated cell



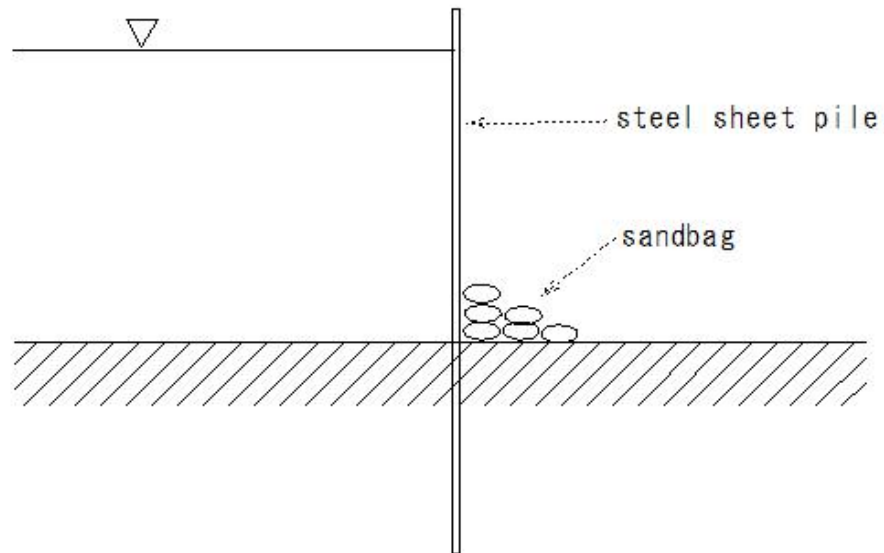
(F74)foundation-Temporary closing-sheet pile type(Free-standing type - single sheet pile)

(F74)foundation-Temporary closing-sheet pile type(Free-standing type-single sheet pile)

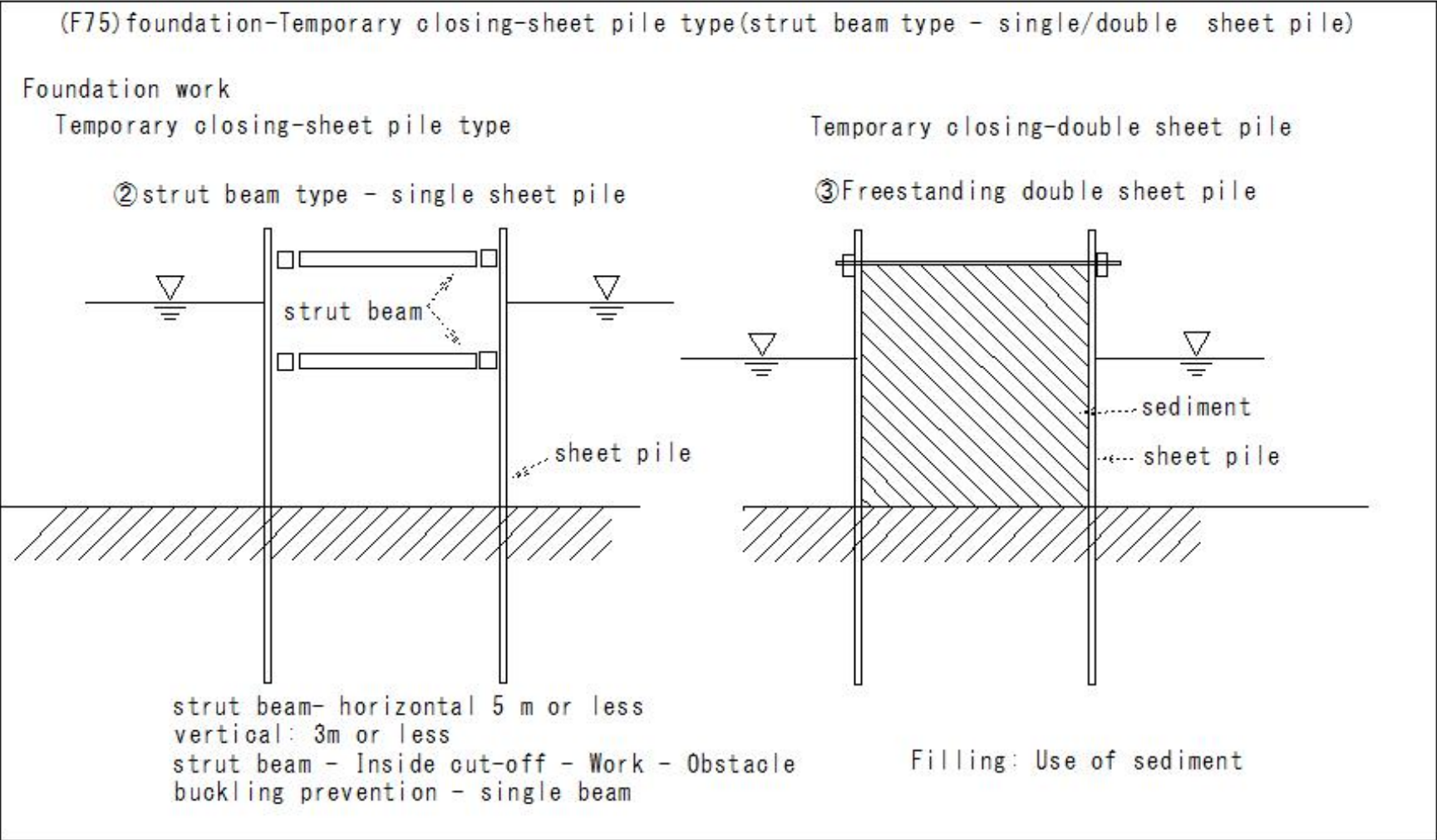
Foundation work

Temporary closing-sheet pile type

①Free-standing type - single sheet pile



(F75)foundation-Temporary closing-sheet pile type(strut beam type - single/double sheet pile)

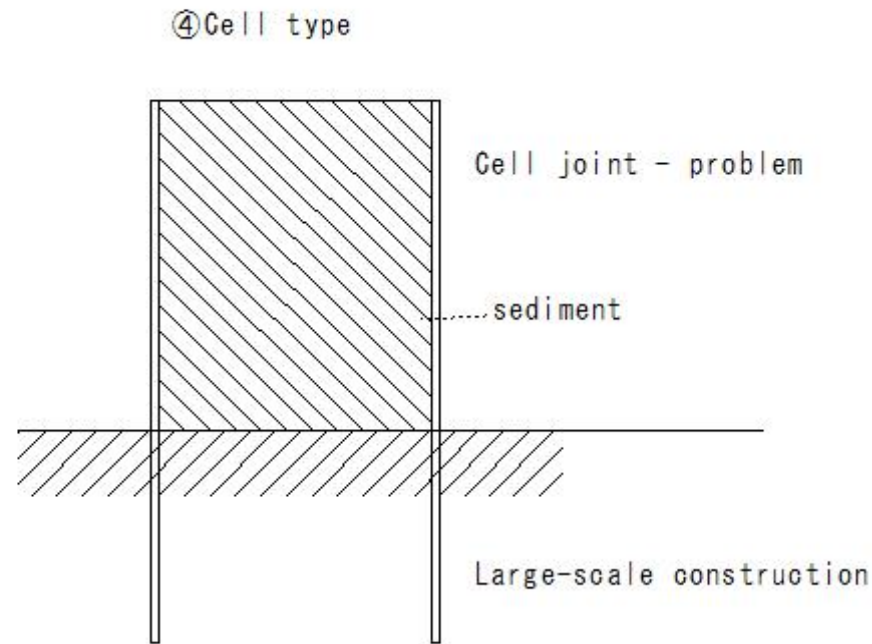


(F76)foundation-Temporary closing-sheet pile type(Cell type)

### (F76) foundation-Temporary closing-sheet pile type(Cell type)

Foundation work

Temporary closing-sheet pile type



Filling: Use of sediment



(F77)foundation-Temporary closing

(F77) foundation-Temporary closing

Foundation work

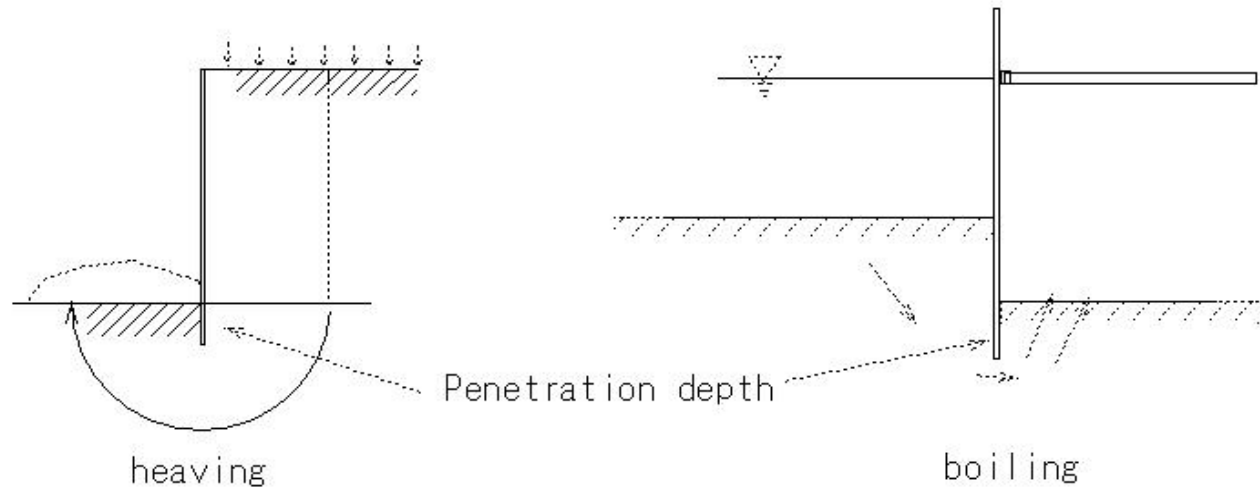
Temporary closing - safety

① Penetration depth

Temporary closure - Acting load - Water pressure/Earth pressure

Steel sheet pile: Penetration

- ① 1.2 times more Penetration
- ② Consideration of heaving and boiling
- ③ H pile: Minimum penetration 1.5m or more



(F78)foundation-Temporary closing(Boiling)

(F78) foundation-Temporary closing (Boiling)

Foundation work

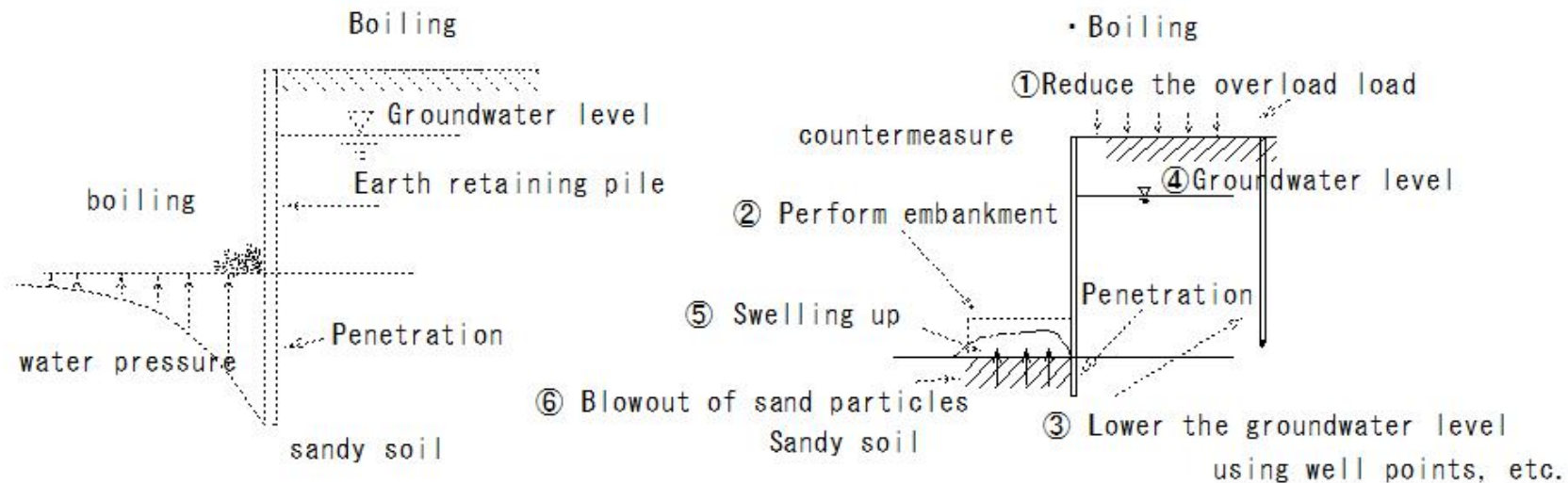
Temporary closing - safety

①Boiling

- Loose sandy ground
- Groundwater level difference-high
- Ground: Sand

countermeasure

- Safe Penetration



(F79)foundation-Temporary closing(Heaving)

(F79) foundation-Temporary closing (Heaving)

Foundation work

Temporary closing- safety

②Heaving

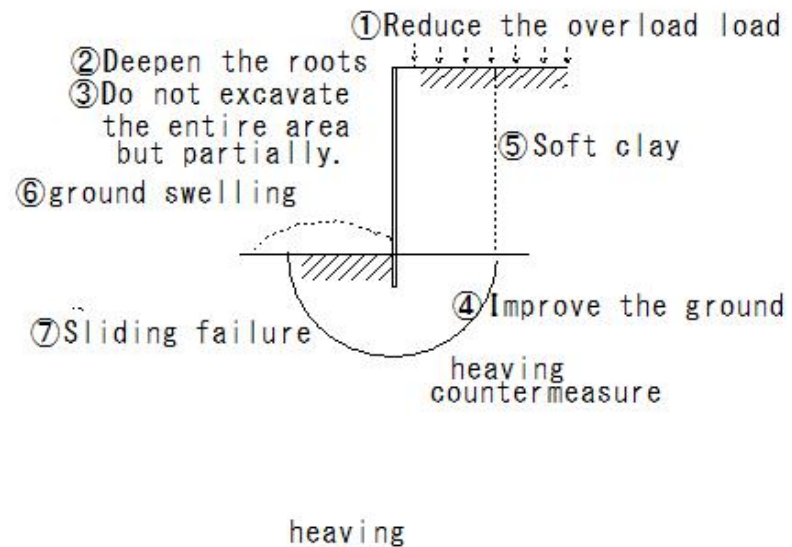
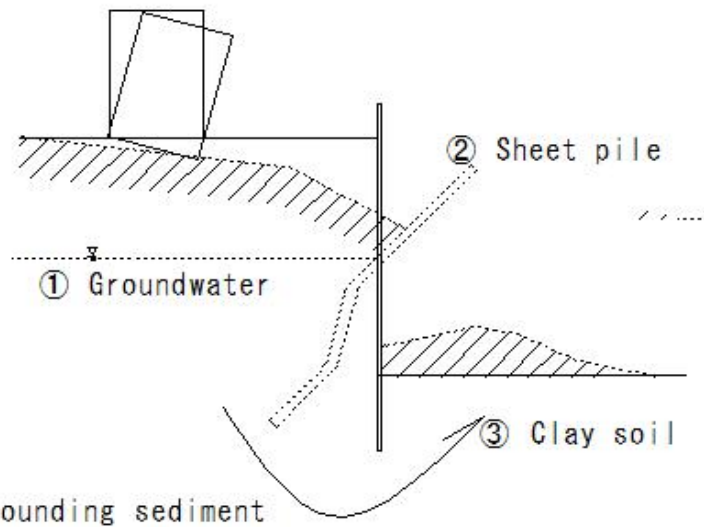
soft clay layer

• Groundwater level difference - high

• Drilling low version -lifting

countermeasure

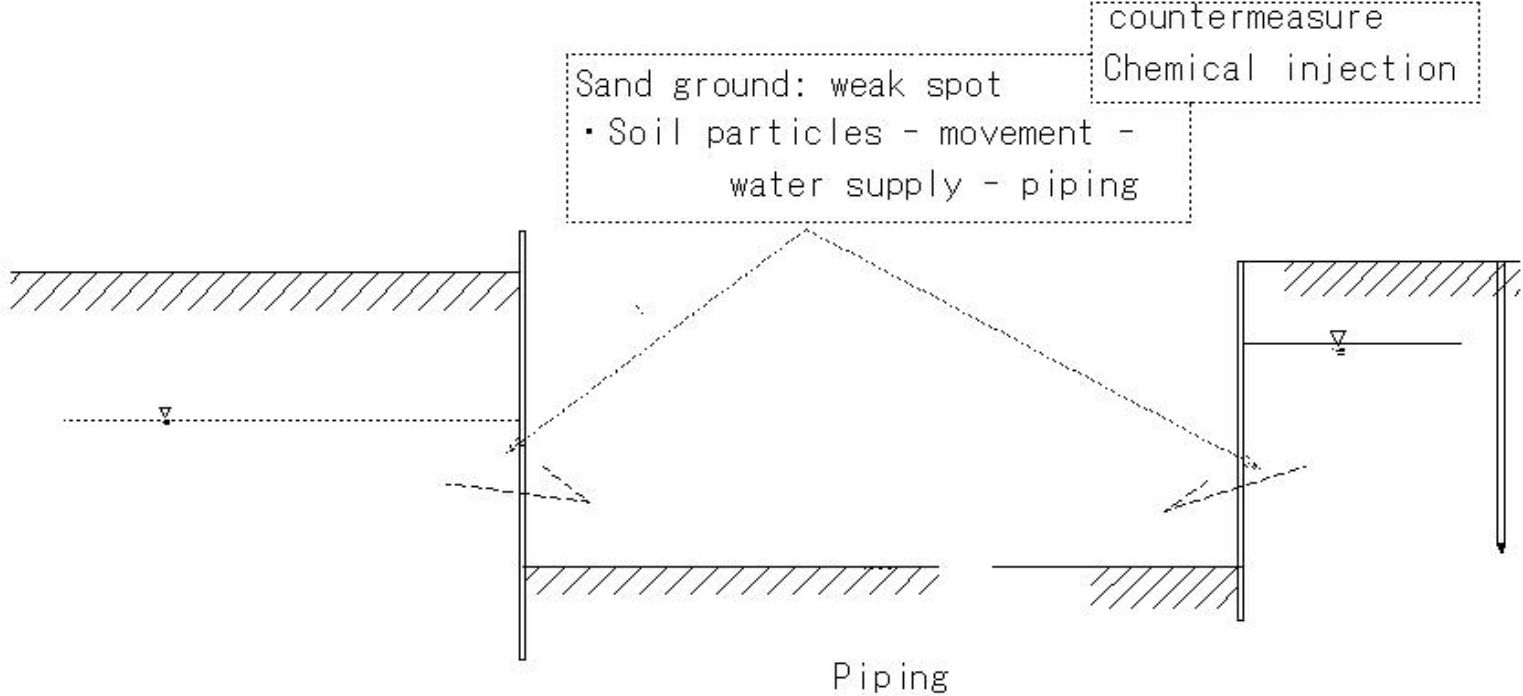
• Safe Penetration



(F80)foundation-Temporary closing(Piping)

(F80) foundation-Temporary closing(Piping)

Foundation work  
Temporary closing- safety  
⊙Piping



(F81)foundation-Temporary closing(Quicksand phenomenon)

(F81) foundation-Temporary closing(Quicksand phenomenon)

Foundation work

Temporary closing- safety

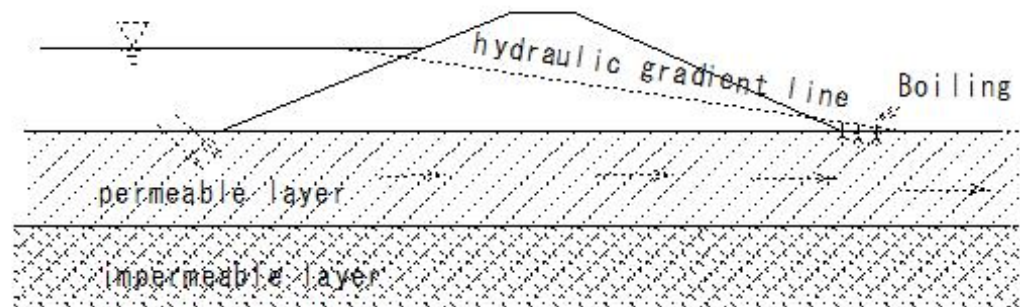
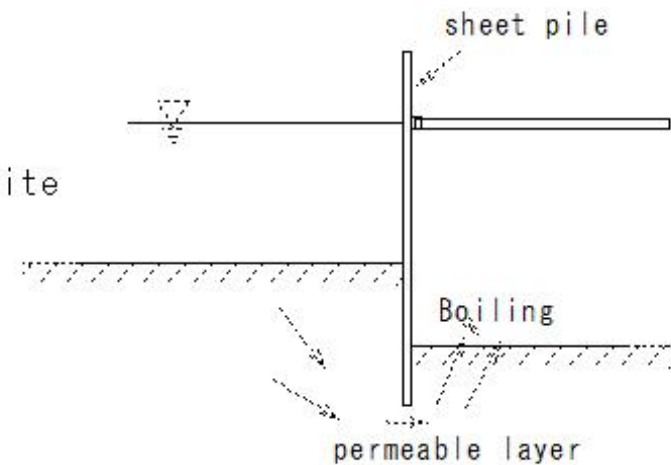
④Quicksand phenomenon

- Piping in sandy ground
- Sandy liquid
- A large amount of sand movement
- Ground settlement around the construction site

countermeasure

sand particle size

N value - consideration



(F82) Foundation work-cast-in-place pile(Reverse construction method)

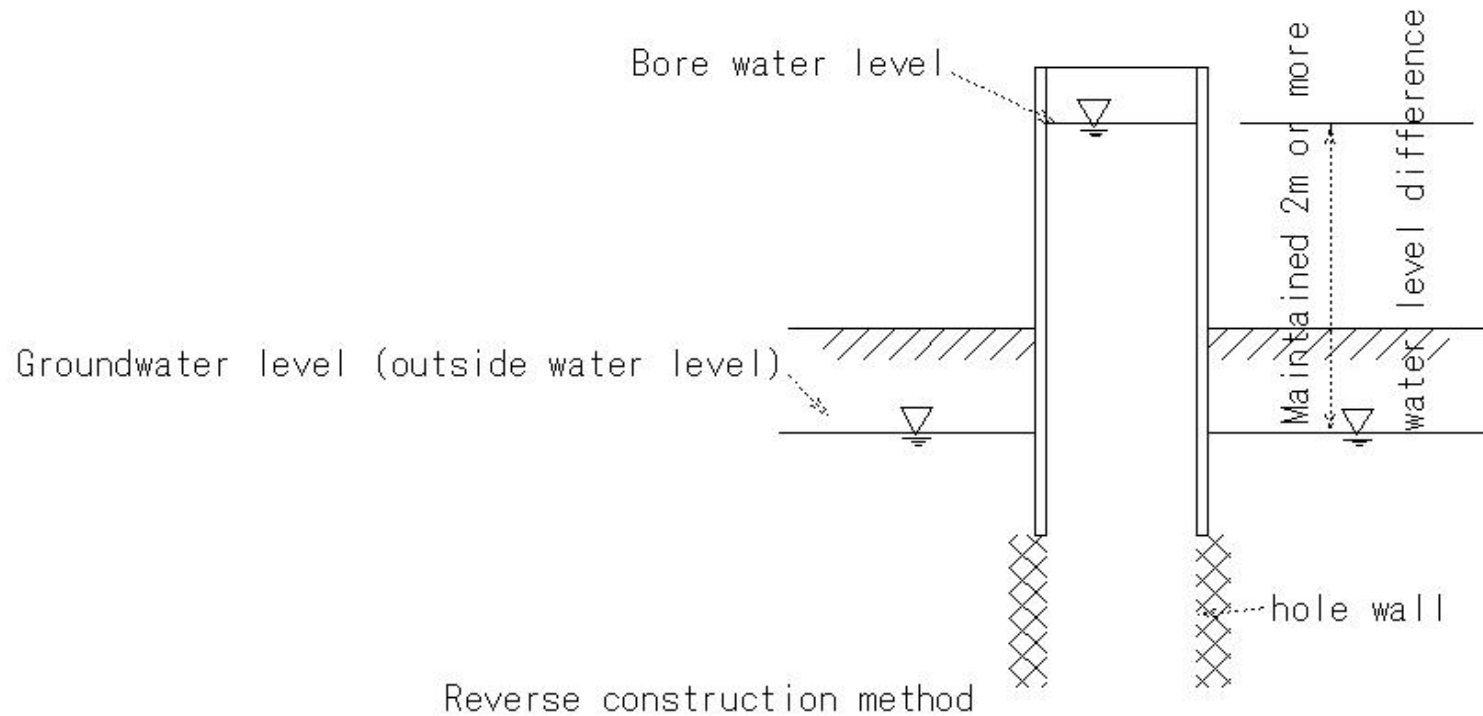
(F82) Foundation work-cast-in-place pile(Reverse construction method)

Foundation work

cast-in-place pile

Reverse construction method

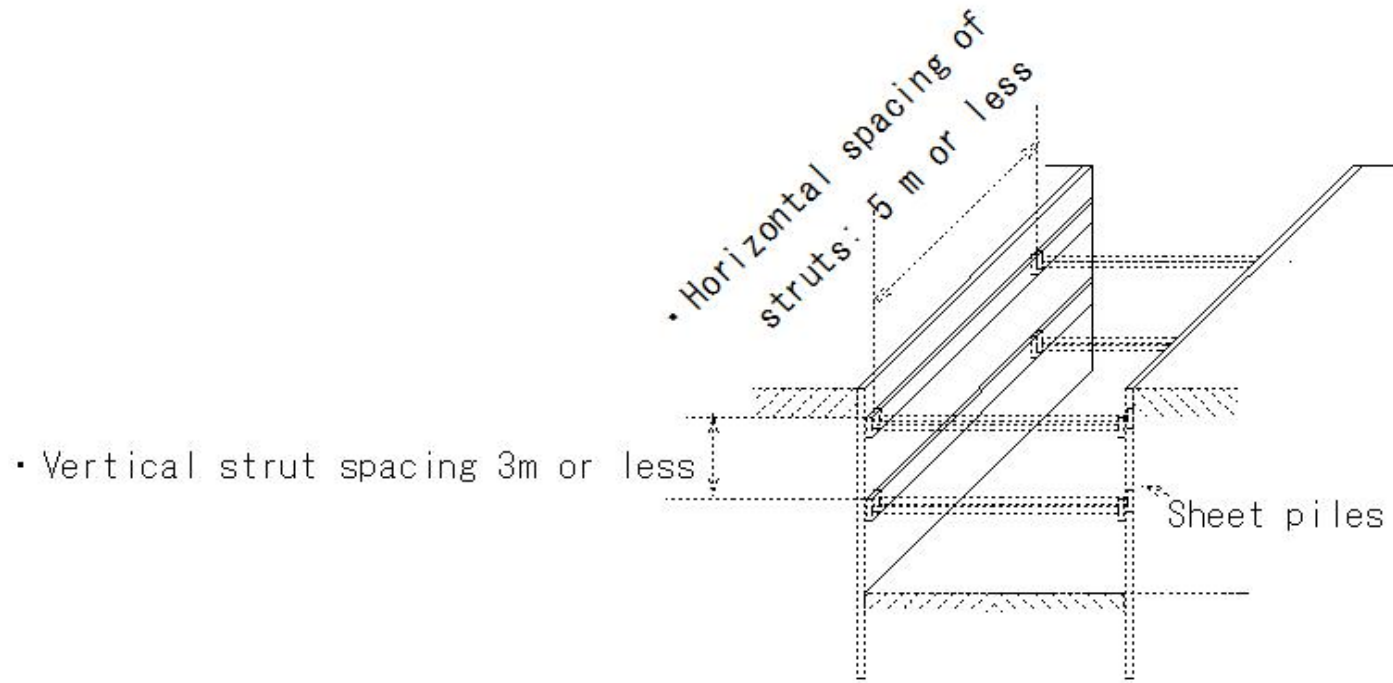
Raise the casing approximately 2m to protect the hole wall



(F83)Foundation work-(strut type temporary closing work)

(F83)Foundation work-(strut type temporary closing work)

Foundation work  
strut type temporary closing work



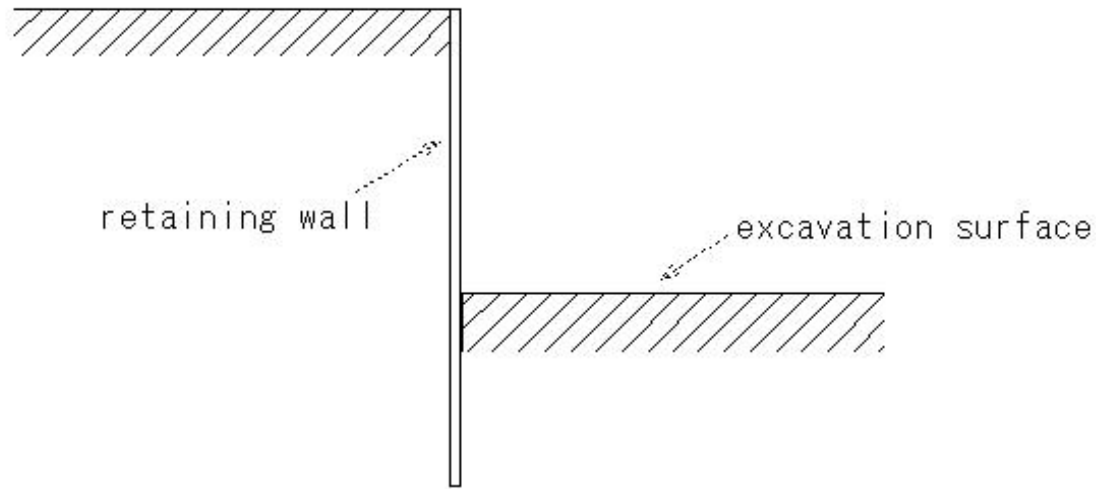
Stray beam type temporary cofferdam

(F84) Foundation work-(retaining wall)

(F84) Foundation work-(retaining wall)

Foundation work  
retaining wall

- Freestanding type
- Excavation depth - shallow



Freestanding type



(F85)Foundation work-(retaining wall)

(F85)Foundation work-(retaining wall)

Foundation work

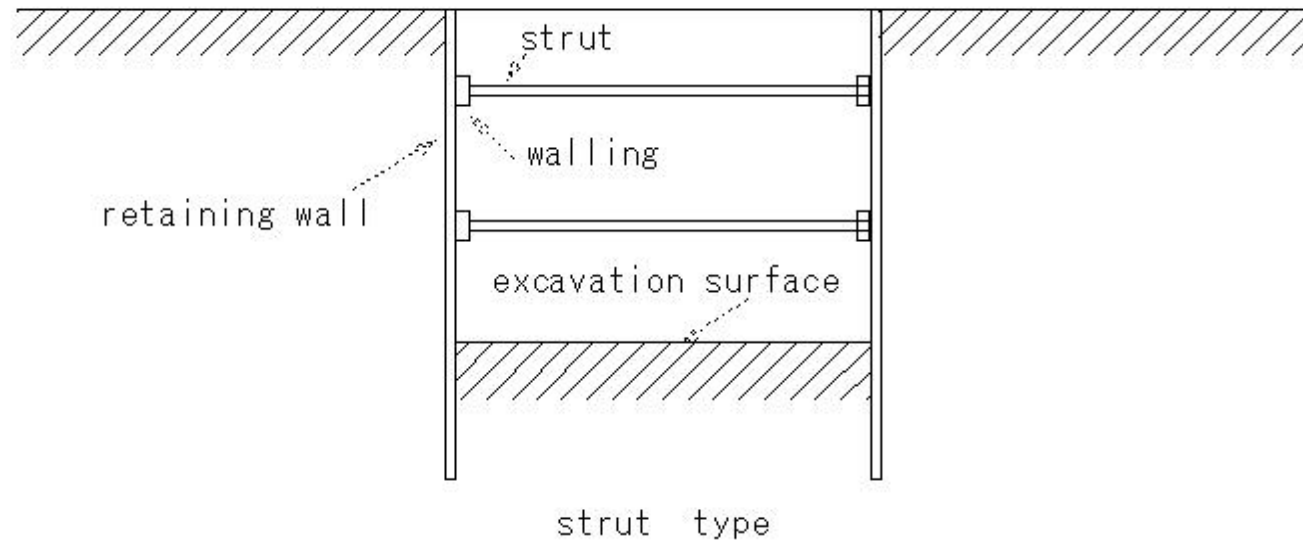
retaining wall  
strut type

• Features: Application

drilling -deep

Site - narrow

Excavation amount - want to reduce



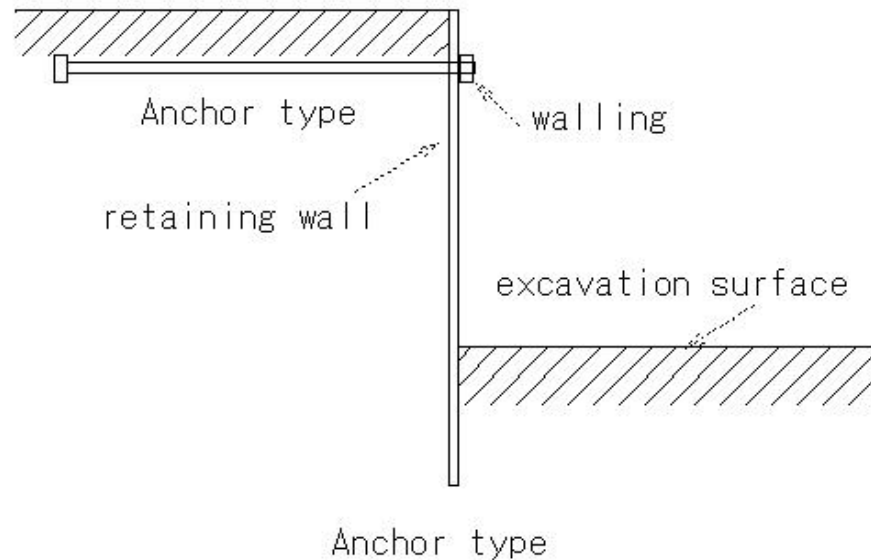
(F86) Foundation work-(retaining work)

(F86) Foundation work-(retaining wall)

Foundation work

Earth retaining work

- Anchor type
- Features: Application
  - Inside the excavation - large space
- Anchor driving possible

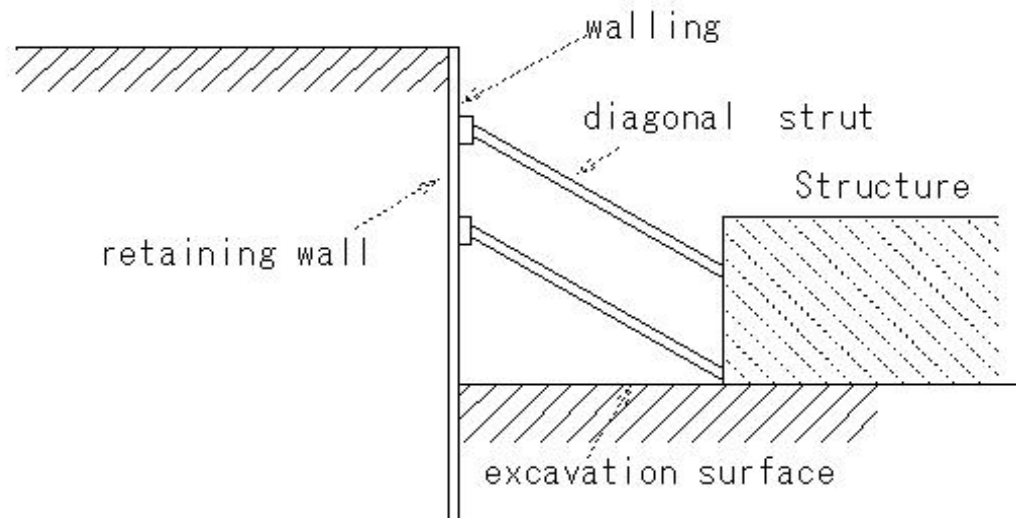


(F87) Foundation work-(Island construction method)

(F87) Foundation work-(Island construction method)

Earth retaining work

- Island construction method
- Features: Application
  - Excavation area - large
  - strut • timbering-disadvantageous
  - soft ground
  - Heaving prevention



(F88)Foundation work-(Earth retaining work-Sheet pile (wood) earth retaining)

(F88)Foundation work-(Earth retaining work-Sheet pile (wood) earth retaining)

Earth retaining work


Sheet pile (wood) earth retaining

- shape-Vertical sheet pile
- Applicable condition
  - simple earthwork
  - trench method

▪ Features

Construction costs -low  
weak strength

Vertical Sheet pile (wood)



Sheet pile (wood) earth retaining

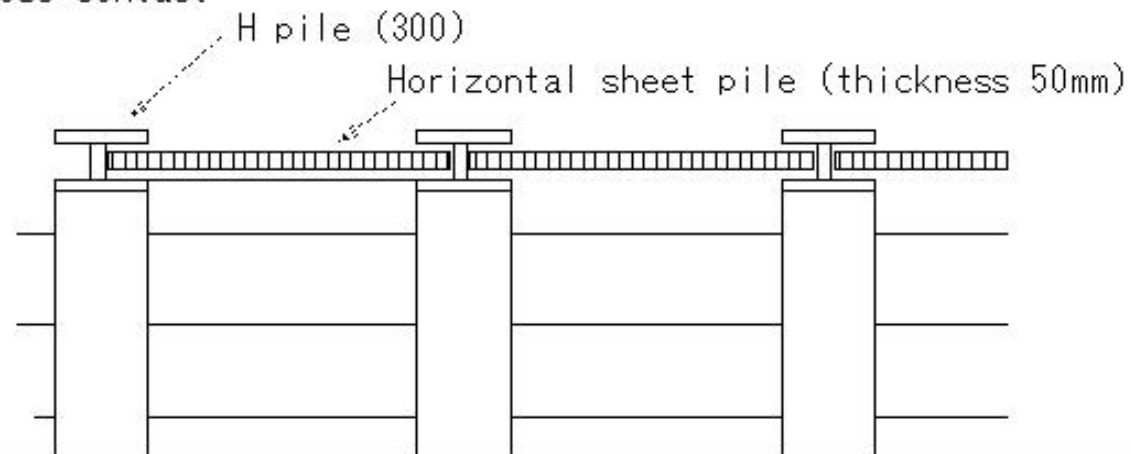
(F89)Foundation work-(Steel pile (main pile) horizontal sheet pile earth retaining)

(F89)Foundation work-(Steel pile (main pile) horizontal sheet pile earth retaining)

Earth retaining work

Steel pile (main pile) horizontal sheet pile earth retaining

- Applicable condition
  - Groundwater - low
  - No spring water
  - Normal ground: Boiling, no heaving
  - Road support possible
- Features
  - Construction cost - cheap
  - Obstacles - construction possible
  - Earth retaining - close contact



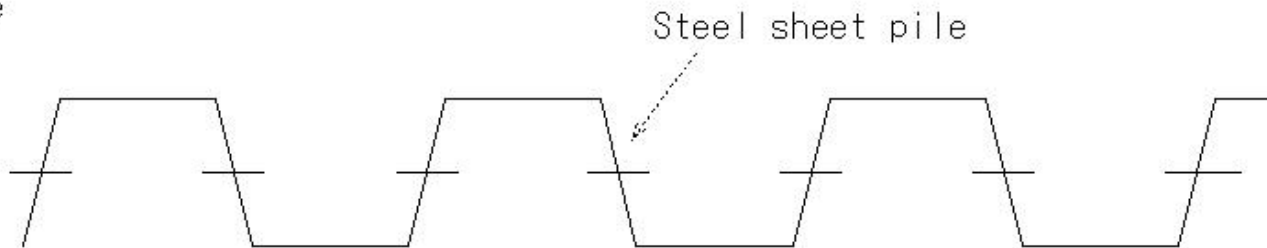
(F90)Foundation work-(Steel sheet pile earth retaining work)

(F90)Foundation work-(Steel sheet pile earth retaining work)

Earth retaining work

Steel sheet pile earth retaining work

- Applicable condition
  - Groundwater - high - sandy ground
  - Role of earth retaining and water stopping
  - Heaving/boiling - suitable for soft ground
- Features
  - Material can be used repeatedly
  - Buried objects - cannot be constructed continuously
  - Cobblestones/hard ground - unsuitable
  - noise



(F91)Foundation work-(concrete continuous underground wall)

(F91)Foundation work-(concrete continuous underground wall)

Earth retaining work

concrete continuous underground wall



- Applicable condition
  - Road load support
  - Role of earth retaining and water stopping
  - No-noise, no-vibration - construction
  - Prevention of surrounding ground settlement
  - Excavation depth - deep
- Features
  - Main structure - use
  - Length/Thickness - Free
  - Temporary fixing - expensive work
  - Column style - close contact

• Continuous underground wall  
construction method

(1) Pillars and pillars

(2) Pillars and walls

(3) Walls and walls

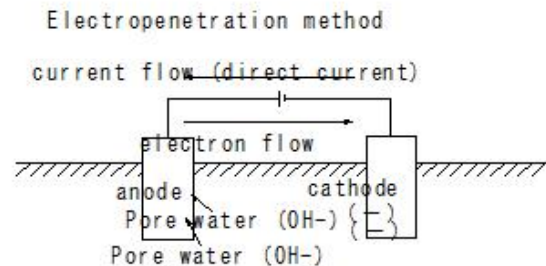
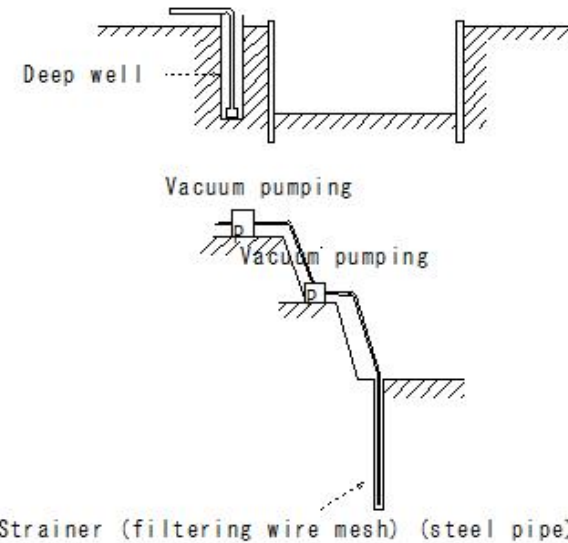
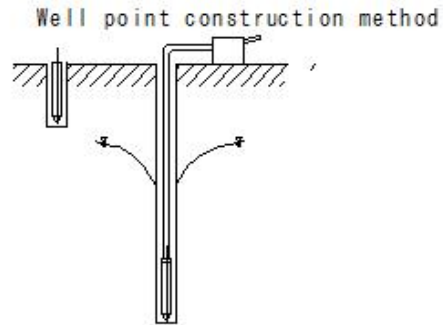
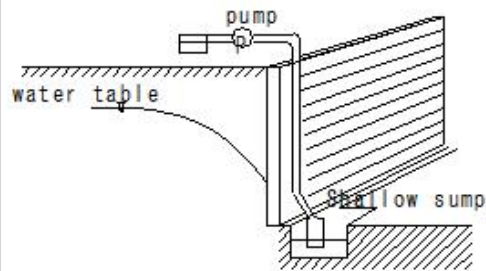


(F92) Foundation work-(Drainage method)

(F92) Foundation work- (Drainage method)

Drainage method

- Excavation - below groundwater level
- Pumping up groundwater - drying up of well water
- Decline in surrounding groundwater
- Surrounding area survey





(F93)Foundation work-(Drainage method-Shallow sump)

(F93) Foundation work-(Drainage method-Shallow sump)

Drainage method

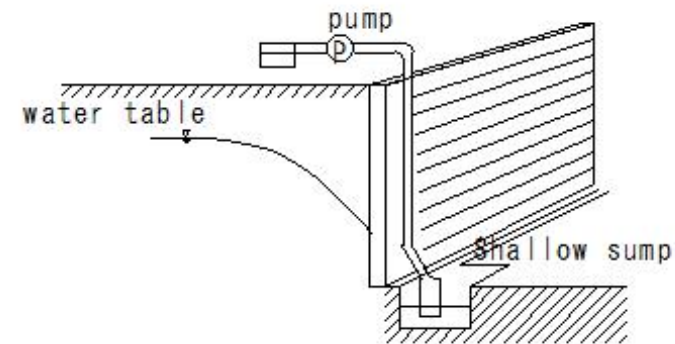
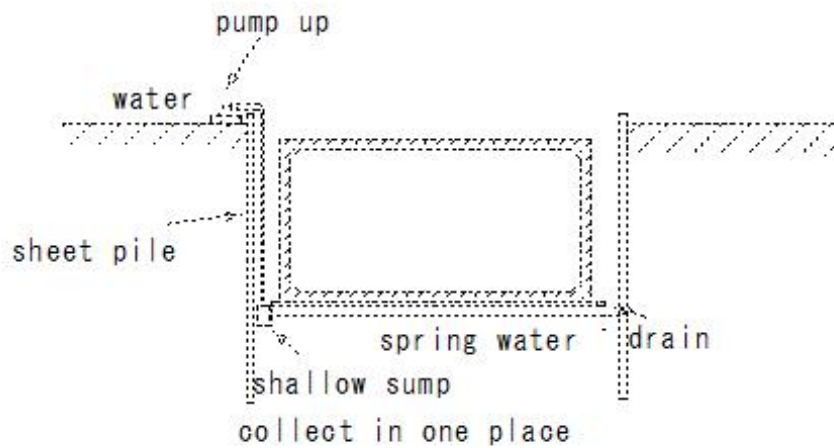
Shallow sump drainage method

Shallow sump

Shallow sump

rainwater

- ① Less amount of groundwater flowing out
- ② Excavation of shallow ground



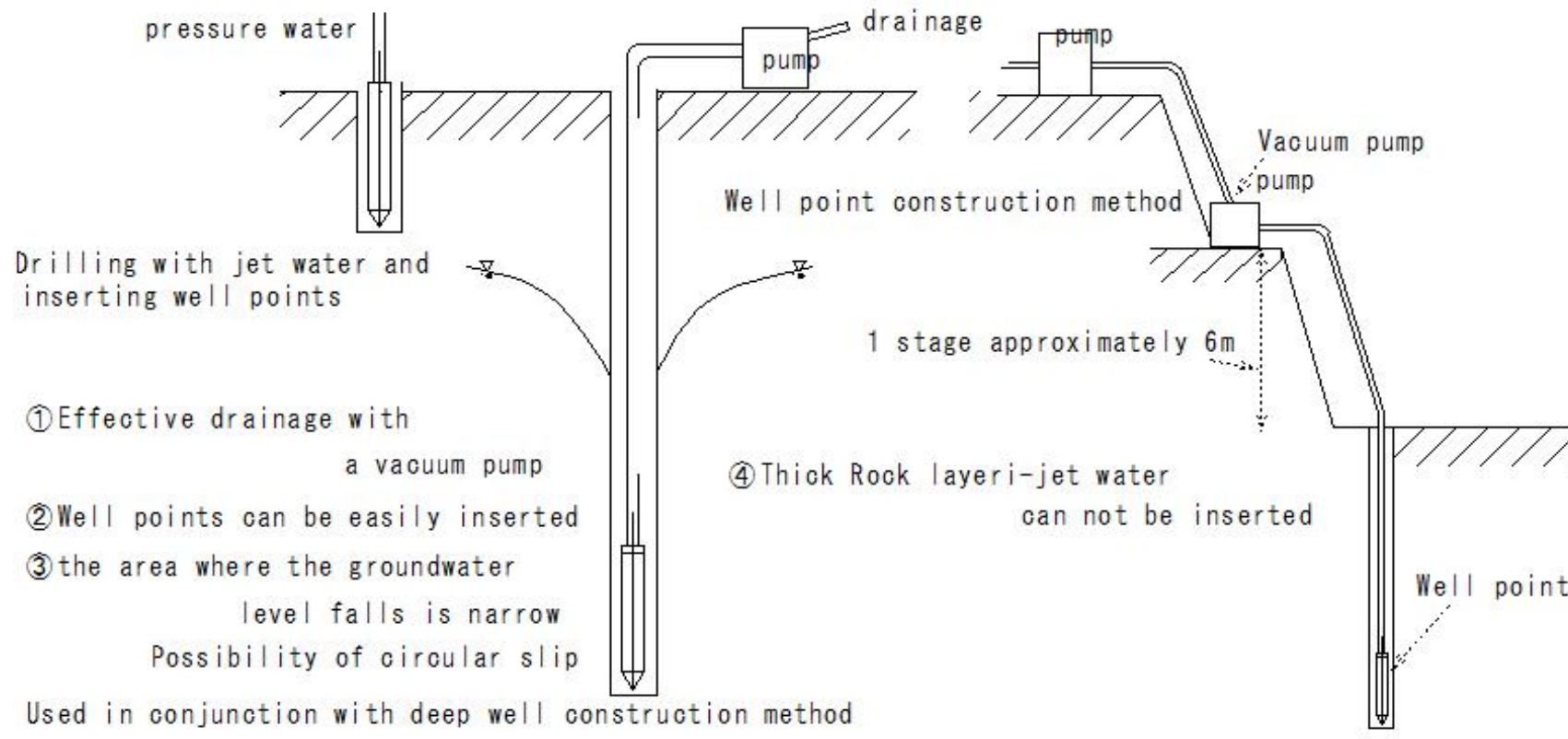
Construction method suitable for gravel layer

(F94) Foundation work-Drainage method(Well point construction method)

(F94) Foundation work-Drainage method(Well point construction method)

Well point construction method

- ① Well point Inserted into the ground by jet water
- ② Lower the groundwater level in the excavated area



(F95) Foundation work-Drainage method(Deep well method)

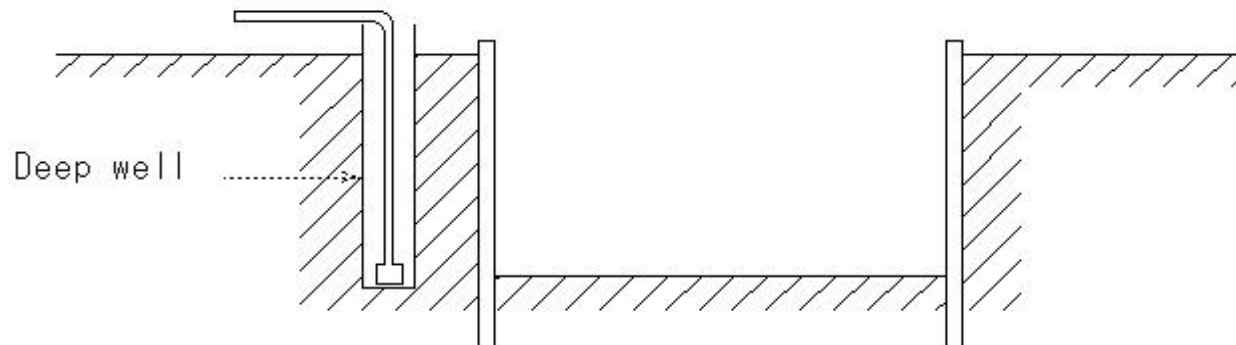
(F95) Foundation work-Drainage method(Deep well method)

Used in conjunction with deep well construction method

- ①Dig a deep well around the excavation part
- ②Pumping up water from a well and draining it
- ③Groundwater level lowering method

location

- ④Groundwater drop over a wide area
- ⑤there is a possibility of heaving on the bottom of the excavation
- ⑥the water permeability is large and the amount of drainage is large

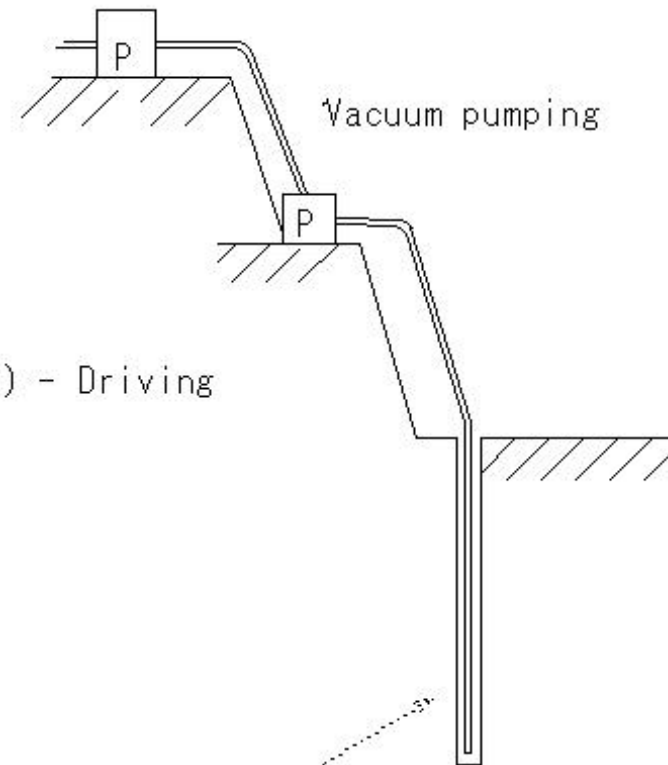


(F96)Foundation work-Drainage method(Deep well vacuum construction method)

(F96)Foundation work-Drainage method(Deep well vacuum construction method)

Deep well vacuum construction method

Vacuum pumping



Deep well vacuum construction method

- ①Strainer (filtering wire mesh) (steel pipe) - Driving
- ②Several stages of pump installation
- ③Vacuum pumping
- ④the amount of water discharged is large

Strainer (filtering wire mesh) (steel pipe)

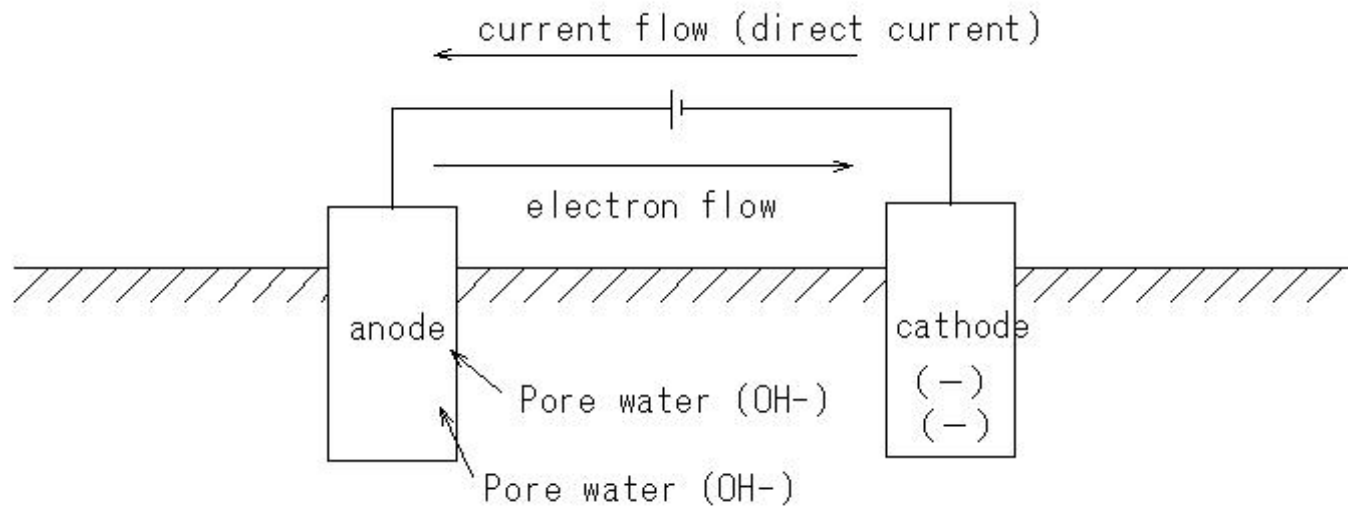
(F97) Foundation work-Drainage method(Electropenetration method)

(F97) Foundation work-Drainage method(Electropenetration method)

Electropenetration method

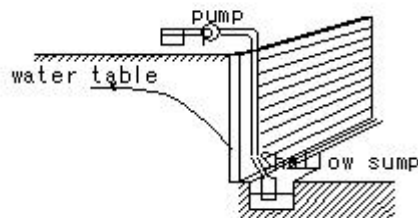
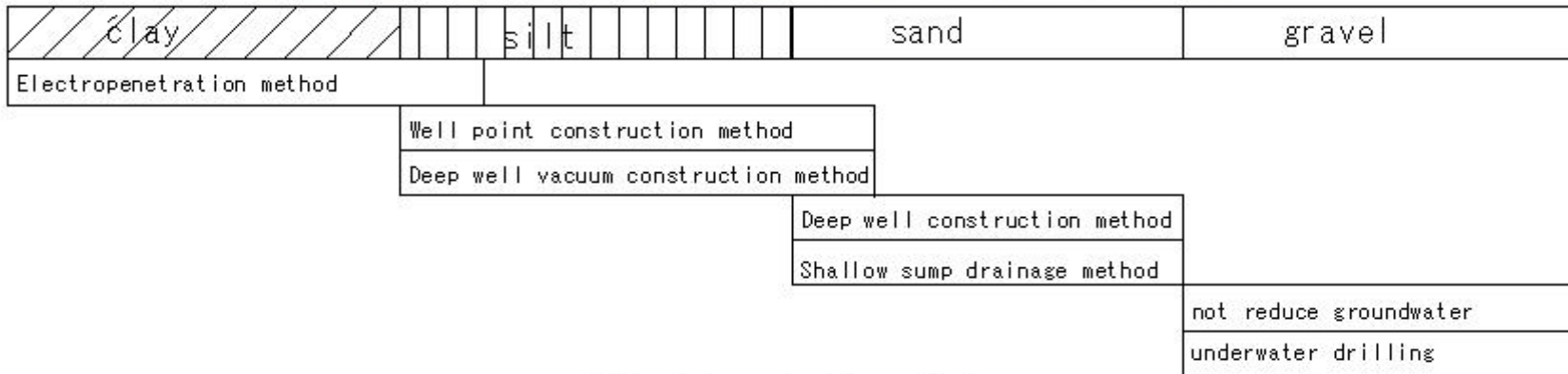
- ① Direct current underground
- ② Interstitial water -using movement toward the cathode
- ③ Ground reinforcement

Electropenetration method

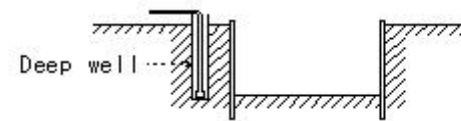
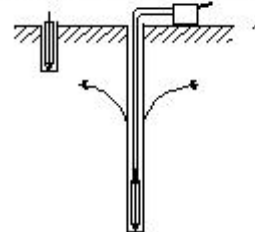


(F98)Foundation work-(Drainage method)

(F98)Foundation work-(Drainage method)

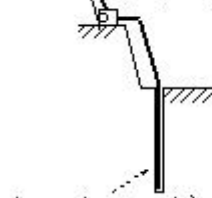


Well point construction method

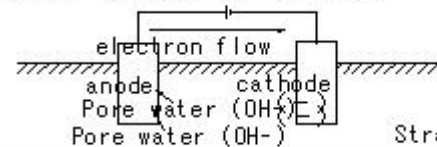


Vacuum pumping

Vacuum pumping



Electropenetration method  
current flow (direct current)



Strainer (filtering wire mesh) (steel pipe)

(F99)Construction plan for piles and caissons(Drop hammer)

(F99)Construction plan for piles and caissons(Drop hammer)

Types and contents of pile driving and hammering

①Drop hammer

- Weight of drop hammer: 1-3 times the weight of the pile
- Falling height: 1-2m
- Pile head protection: Heavy hammer
- Hold down the height of the fall

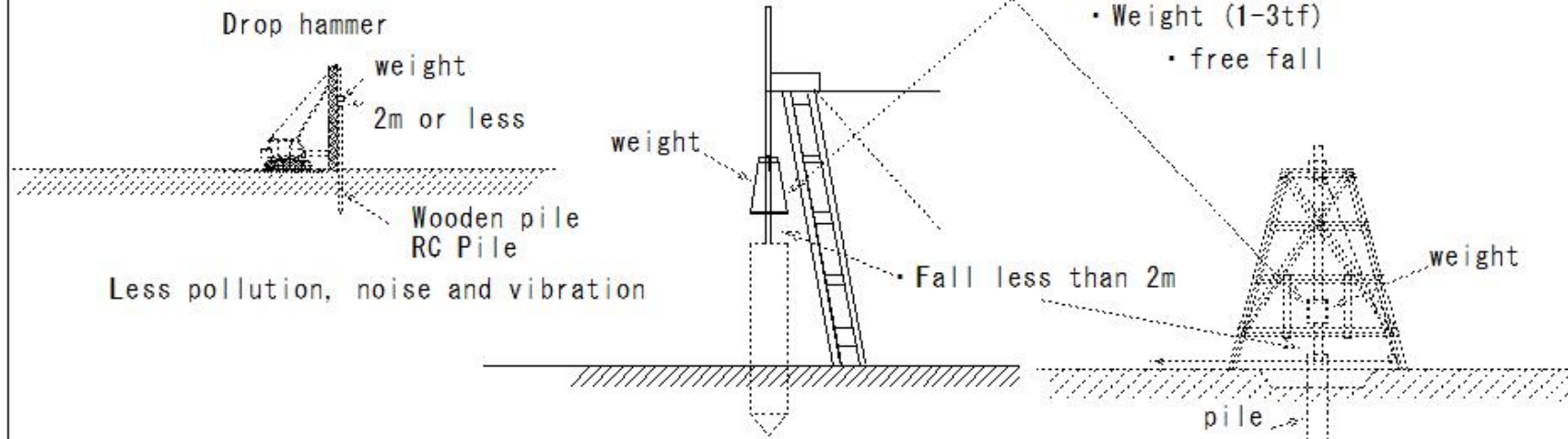
①Drop hammer

- Small cross section pile
- Equipment - Easy
- Easy to eccentricity

• Pile head: Damage prevention

• Weight of weight: 1-3 times the weight of the pile

- Weight (1-3tf)
- free fall



(F100)Construction plan for piles and caissons(Diesel hammer)

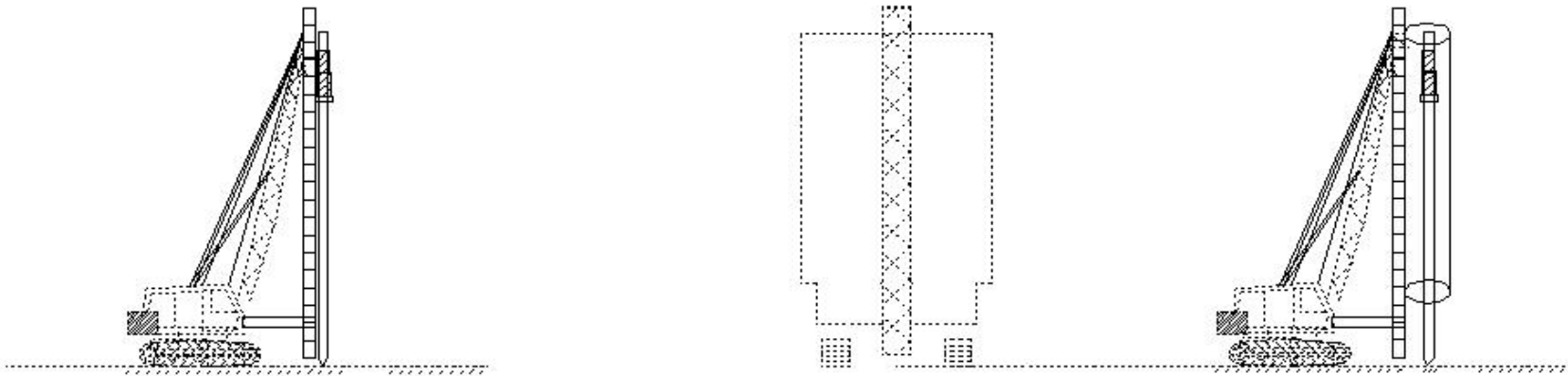
(F100)Construction plan for piles and caissons(Diesel hammer)

Types and contents of pile driving and hammering

②Diesel hammer

- Falling ram
- Inside cylinder gas explosion
- Big impact energy
- Ram size 1.26-6.0t

Diesel hammer





## (F101)Construction plan for piles and caissons(Vibrohammer)

### (F101)Construction plan for piles and caissons(Vibrohammer)

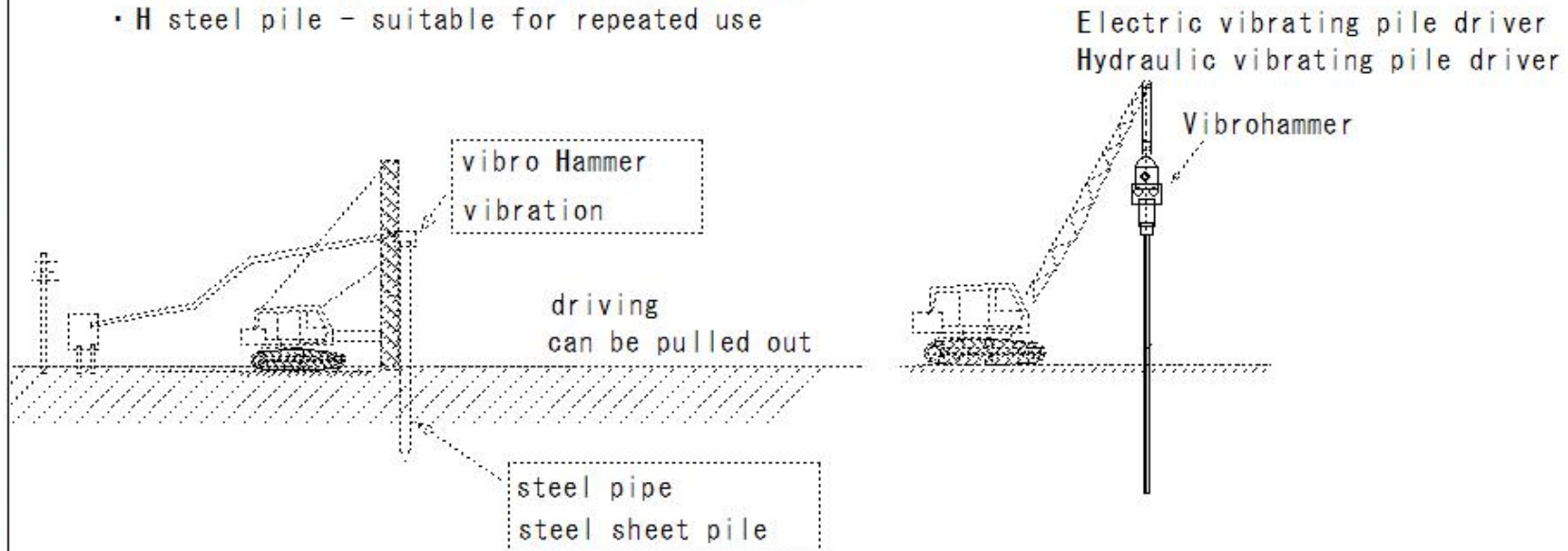
Types and contents of pile driving and hammering

#### ③Vibrohammer

- Eccentric rotating body
- Can be applied to ground with an **N** value of 30 or less

Driving without damaging the pile head

- Steel sheet piles for temporary construction
- H steel pile - suitable for repeated use





(F103)Construction plan for piles and caissons(Test piles)

(F103)Construction plan for piles and caissons (Test piles)

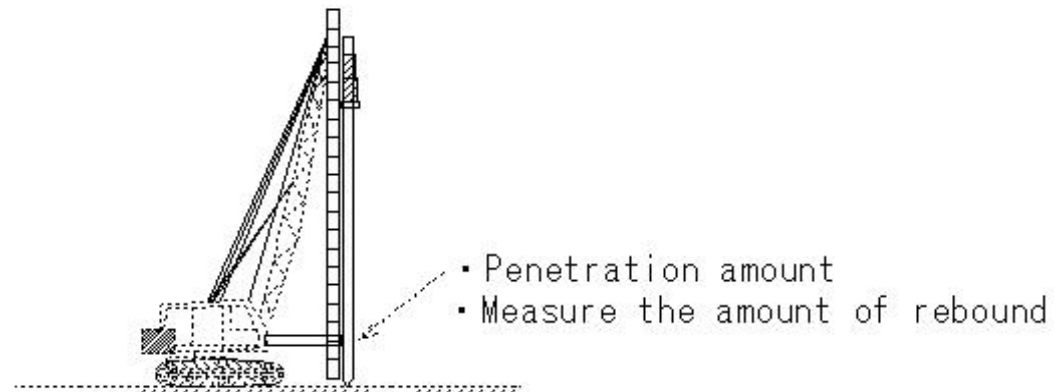
Geological survey by boring

Bearing capacity calculation

Determine the length of the pile

Soil conditions - Calculated bearing capacity - Actual bearing capacity - Difference

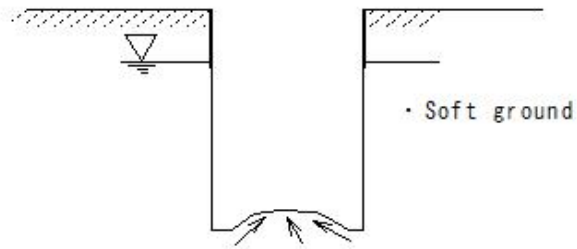
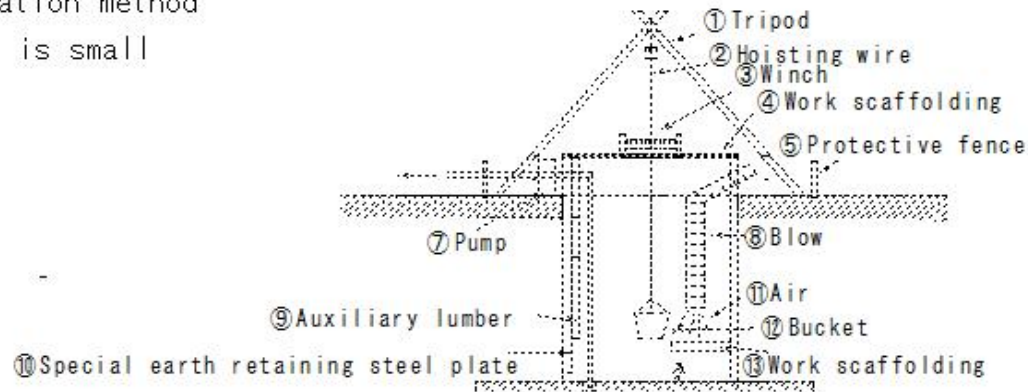
Construction: Stalled situation - Confirmation of supporting capacity through loading test



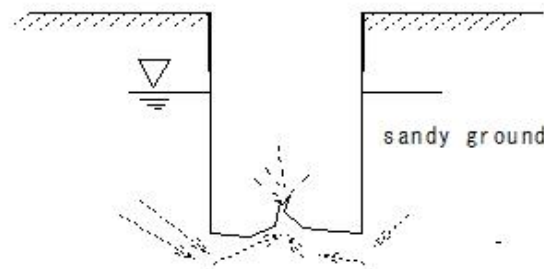
(F104)Construction plan for piles and caissons-cast-in-place pile(Deep foundation method)

(F104)Construction plan for piles and caissons-cast-in-place pile(Deep foundation method)

cast-in-place pile  
 Deep foundation method  
 Work space is small



• Water pressure - ground - push up  
 • Heaving



underground water route  
 Boiling

(F105)cast-in-place pile(Benoto method)

(F105) cast-in-place pile (Benoto method)

cast-in-place pile

Benoto method

Sand layer 5m or more below the groundwater level - does not move

Difficult with large stones

pile foundation

cast-in-place pile

② Benoto method

• France: Benoto - Developed

All-casing method

Benoto method

• Fine sand layer containing water  
5m below the groundwater level  
construction impossible

big "rolling stone"

• Large boulders and wood chips  
construction impossible

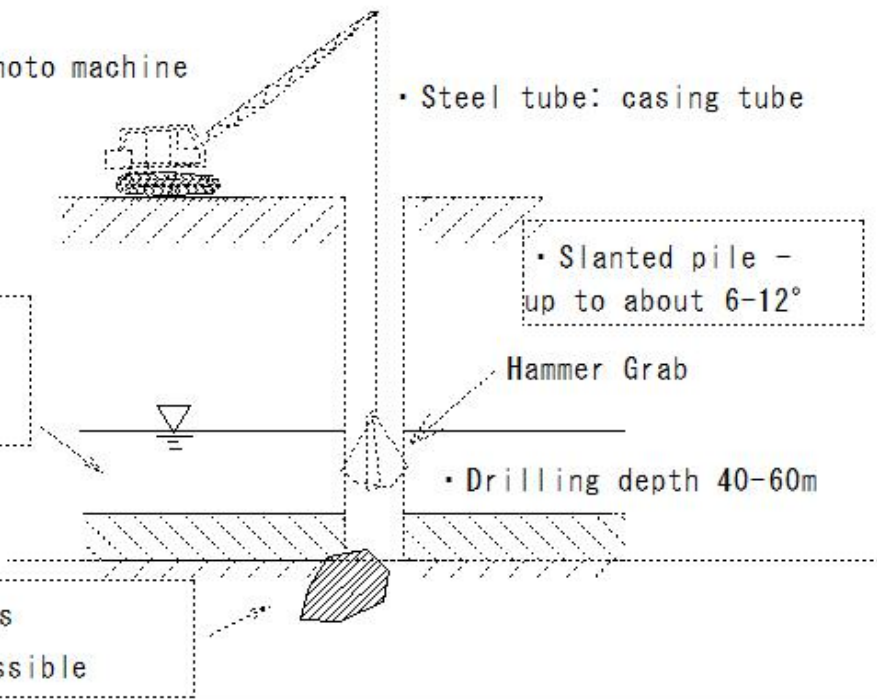
Benoto machine

• Steel tube: casing tube

• Slanted pile -  
up to about 6-12°

Hammer Grab

• Drilling depth 40-60m



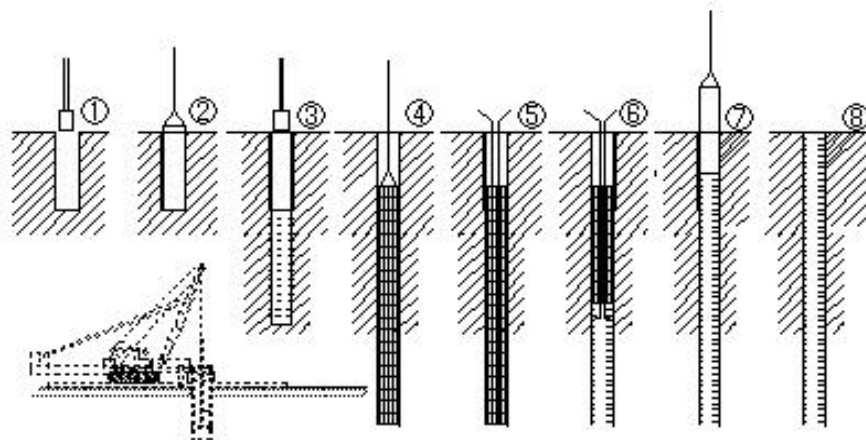
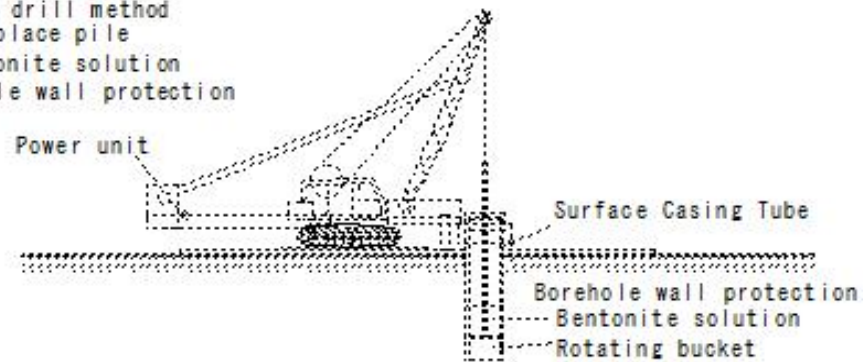
(F106)cast-in-place pile(Earth drill method)

(F106)cast-in-place pile(Earth drill method)

cast-in-place pile  
Earth drill method

earth drill method  
In-place pile  
Bentonite solution  
Borehole wall protection

Stabilizer is required in sand layer  
Depth approximately 27m



- ①Drilling
- ②Casing tube insertion
- ③Bentonite solution - injection
- ④Erection of rebar
- ⑤Built-in tremmy tube rebar
- ⑥Ready-mixed concrete pouring
- ⑦Casing tube pull-out
- ⑧Sediment reburial

(F107) cast-in-place pile (Reverse method)

(F107) cast-in-place pile (Reverse method)

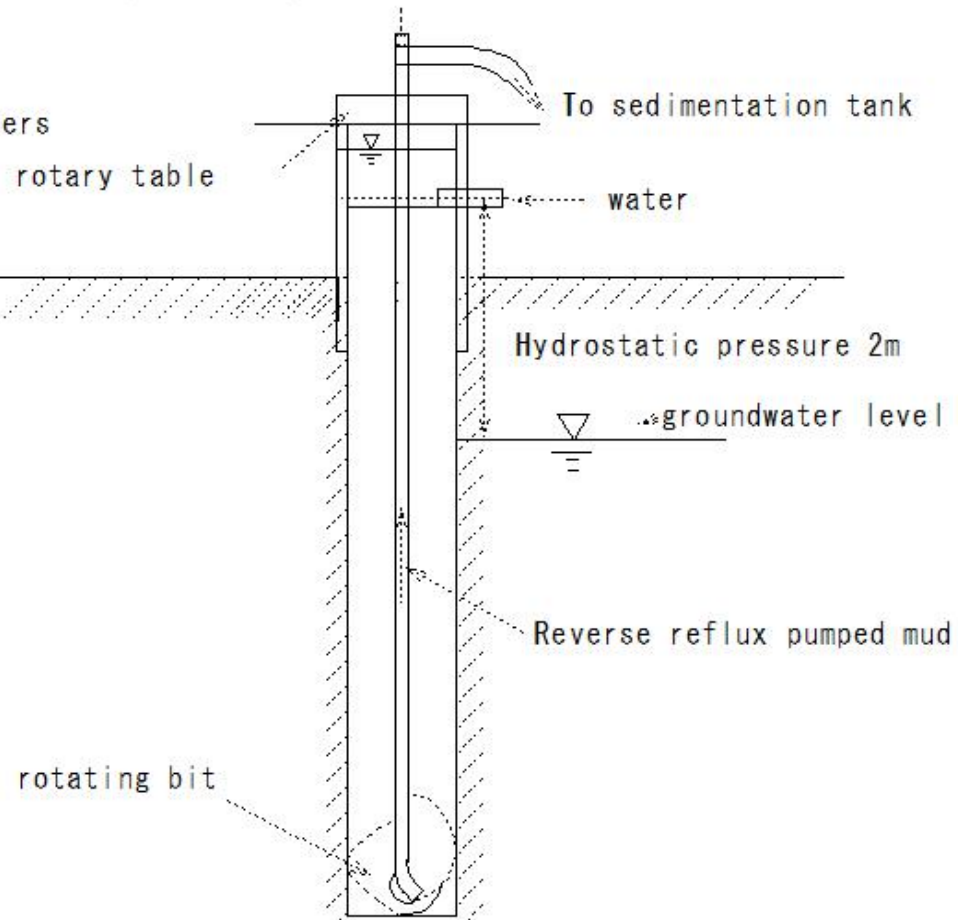
cast-in-place pile

Reverse method

Good for long and large diameters

Sludge treatment - problems

suction pump



(F108) cast-in-place pile (Open caisson foundation)

(F108) cast-in-place pile (Open caisson foundation)

cast-in-place pile

caisson foundation

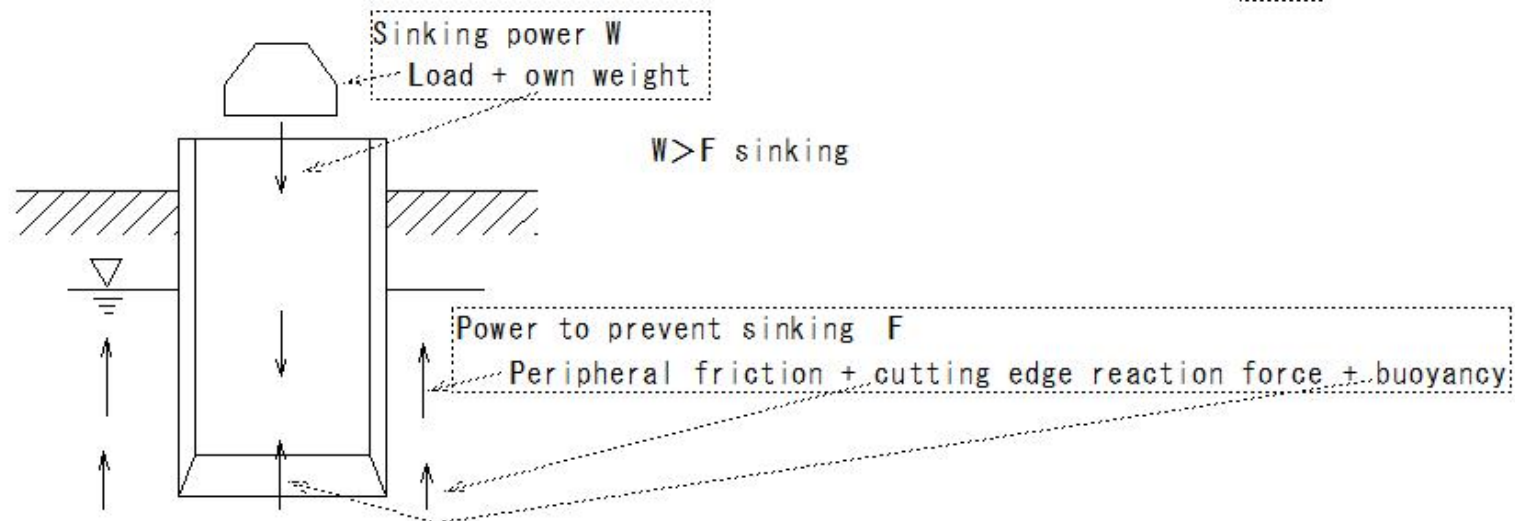
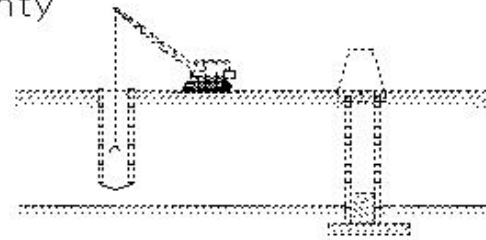
① Open caisson foundation

Open caisson: Underwater excavation - poor certainty  
relatively easy

Construction cost - cheap

① Circumferential friction - reduction

② Convert passive earth pressure to active earth pressure





(F109) cast-in-place pile (Pneumatic caisson construction method)

(F109) cast-in-place pile (Pneumatic caisson construction method)

cast-in-place pile

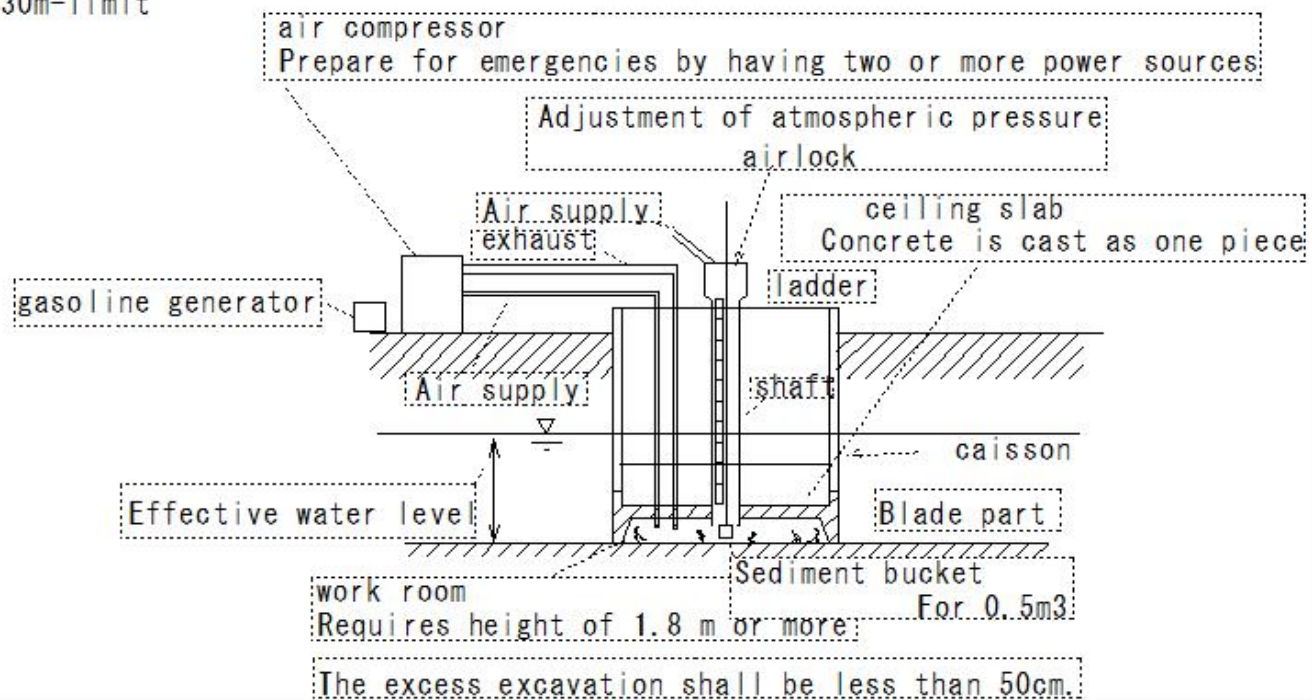
Pneumatic caisson method

- High pressure - drainage
- Drilling in dry conditions
- Manual excavation
- Groundwater level 30m-limit

② Pneumatic caisson

Construction certainty

Foundations of long bridges, etc.



(F110)Foundation construction machinery(Ready-made piles)

(F110) Foundation construction machinery (Ready-made piles)

Construction plan for piles and caissons

Foundation construction machinery

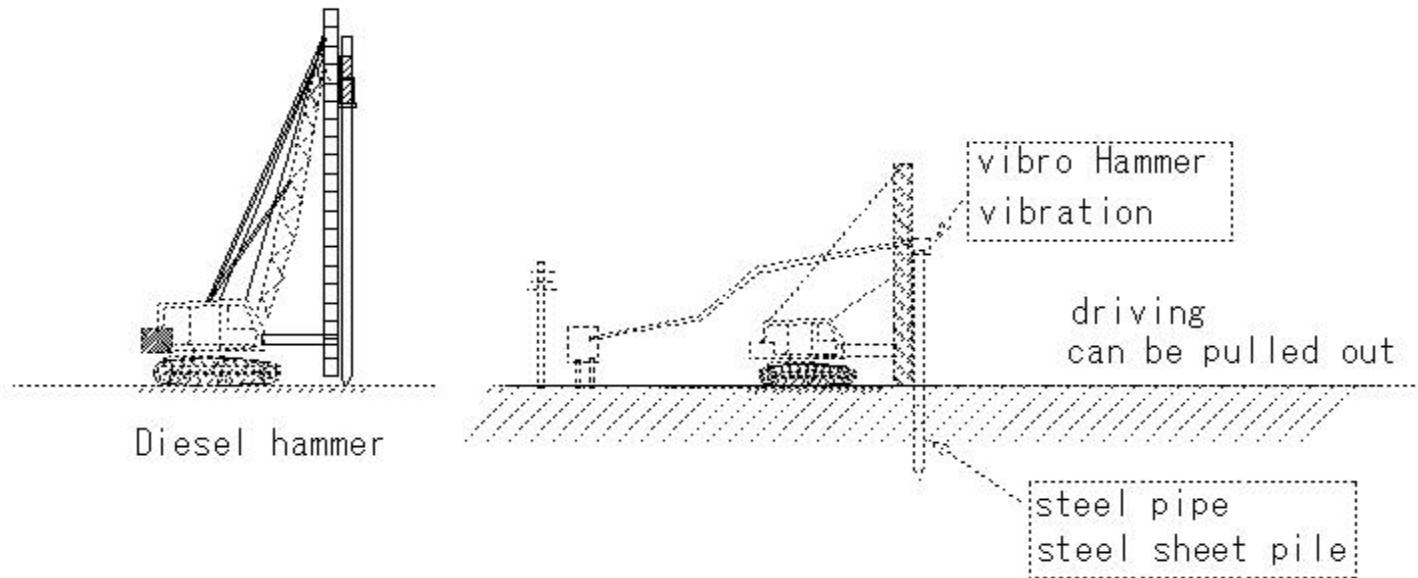
① Ready-made piles

Impact construction method

Vibration method

Press-in method

Combined construction method



(F111)Foundation construction machinery(Cast-in-place piles)

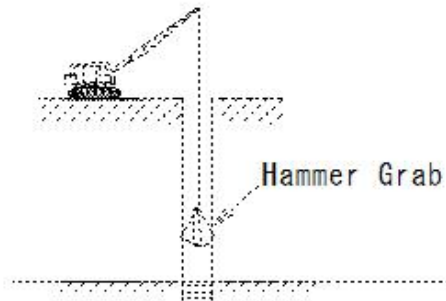
(F111)Foundation construction machinery(Cast-in-place piles)

Construction plan for piles and caissons

Foundation construction machinery

② Cast-in-place piles

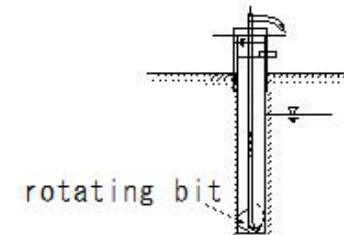
All-casing method(Benoto method)



earth drill method



Reverse circulation method




(F112)Foundation construction machinery(Features of steel piles)

(F112)Foundation construction machinery(Features of ready-made piles)

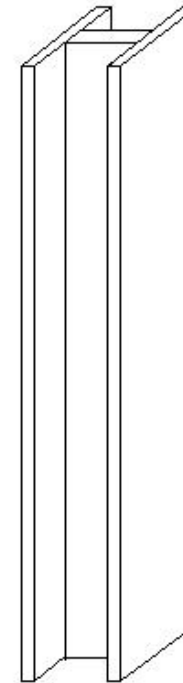
Features of ready-made piles

- Characteristics of steel piles
  - Withstands large impact forces
  - Supporting capacity - large
  - High bending strength

steel pipe



H steel



(F113)Foundation construction machinery(concrete piles)

(F113)Foundation construction machinery (concrete piles)

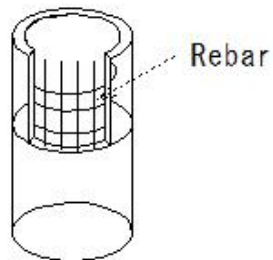
Construction plan for piles and caissons

Foundation construction machinery

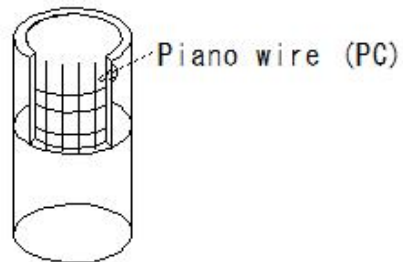
Characteristics of concrete piles

- Does not corrode
- High strength
- Easy to work

Rebar RC

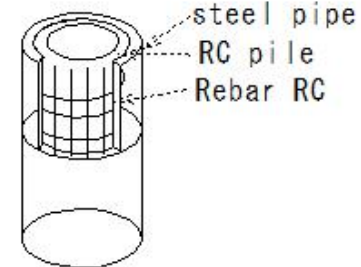


Piano wire (PC)



composite pile

Reinforce the outer periphery of RC piles with steel pipes



## (F114) Foundation construction machinery (Benoto method)

### (F114) Foundation construction machinery (Benoto method)

Construction plan for piles and caissons

Foundation construction machinery

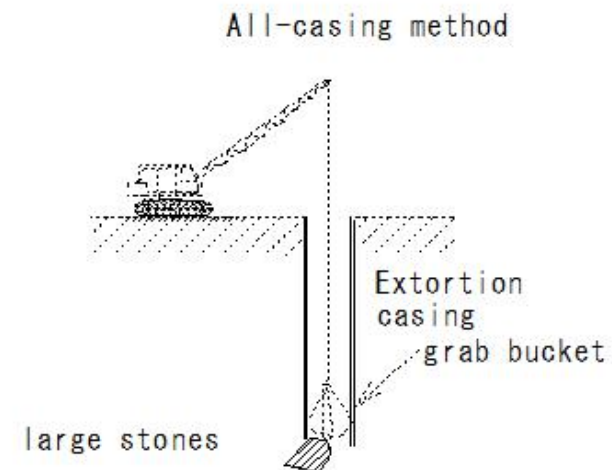
- Benoto method
- Large diameter pile
- 6 degree and 12 degree diagonal piles - possible

Strong Points

- Hard ground can be excavated
- Soft ground, no landslides
- Completed pile - no cracks

weak point

- Large machine required
- Casing tube - difficult to pull out
- Difficult to excavate with large stones



(F115)Foundation construction machinery(Earth drill method)

(F115) Foundation construction machinery (Earth drill method)

Construction plan for piles and caissons

Foundation construction machinery

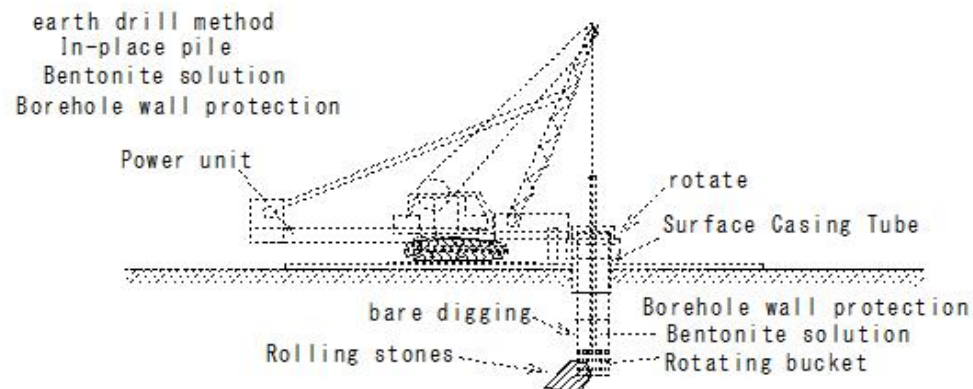
Earth drill method

Strong Points

- The price of piles is low
- Mobility available
- Supporting layer - excavated sand - can be confirmed

weak points

- Large machine required
- Rolling stones - excavation - difficult
- Concrete loss - large amount
- Difficult excavated soil treatment



(F116)Foundation construction machinery(Reverse circulation method)

(F116)Foundation construction machinery(Reverse circulation method)

Construction plan for piles and caissons

Foundation construction machinery

- Reverse circulation method

Strong Points

① Preventing hole wall collapse due to muddy water

No casing required

② Excavation depth-large

③ Pore size -freely selectable

weak points

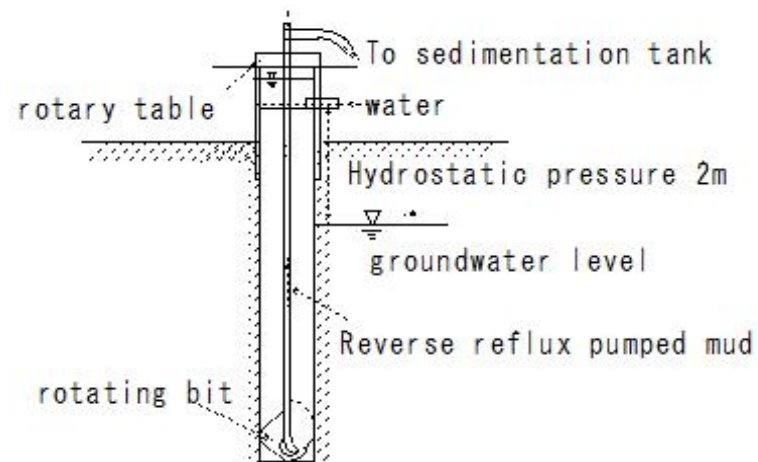
① Water Sedimentation tank - required

Narrow space - disadvantage

② Obstacles - Difficult to excavate

③ Permeable layer - water level drop -  
hole wall - collapse

Reverse circulation method





(F117) Foundation construction machinery (Earth auger method)

(F117) Foundation construction machinery (Earth auger method)

Construction plan for piles and caissons

Foundation construction machinery

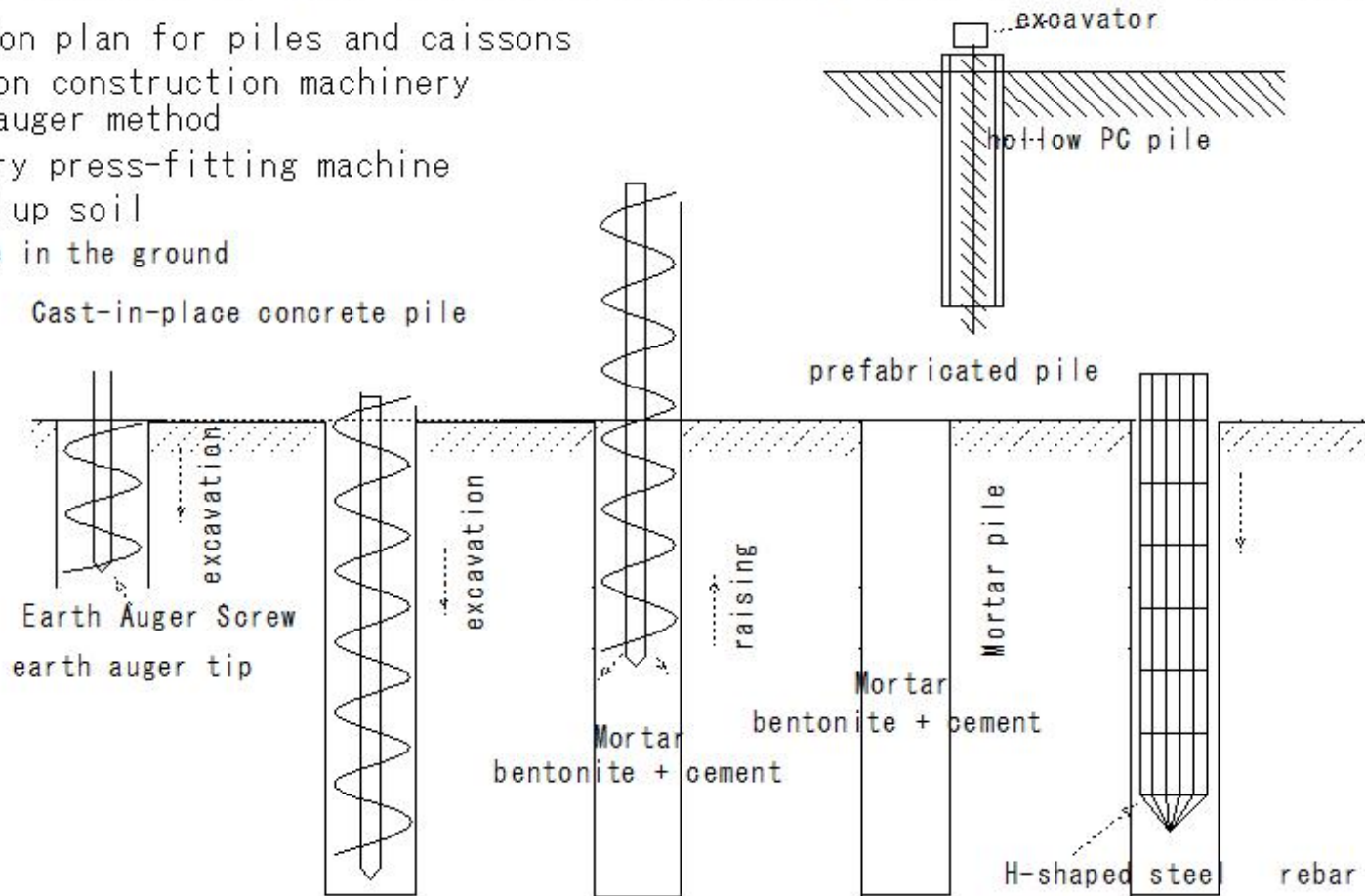
Earth auger method

rotary press-fitting machine

send up soil

pile in the ground

Cast-in-place concrete pile



(F118) Soil improvement (Sand drain method)

(F118) Soil improvement (Sand drain method)

Soil improvement

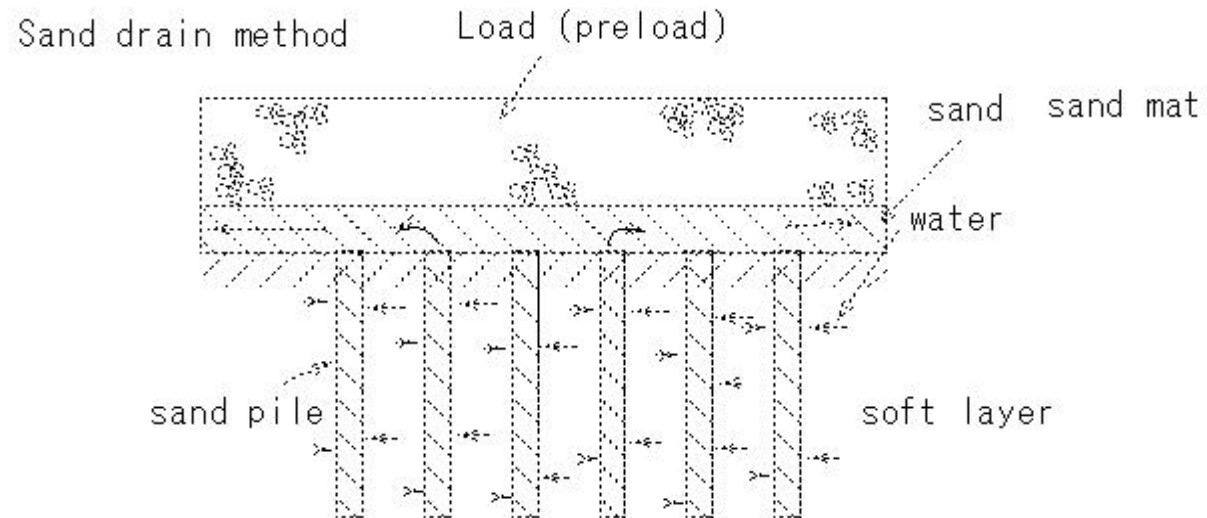
① Sand drain method

Supporting capacity - increase

Settling- prevention

Ground improvement

Load/preload



(F119) Soil improvement (Sand compaction method/Vibro Composer method)

(F119) Soil improvement (Sand compaction method/Vibro Composer method)

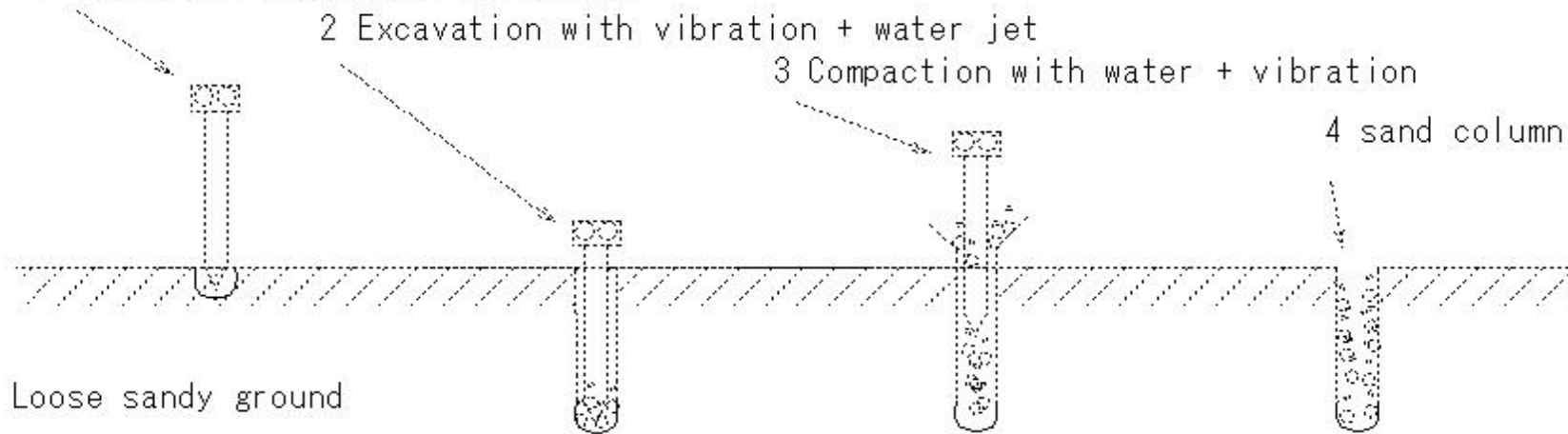
Soil improvement  
Sand compaction method  
vibrator  
Vibro Composer method  
Electric motor

1 Vibroflot (vibration generator)

2 Excavation with vibration + water jet

3 Compaction with water + vibration

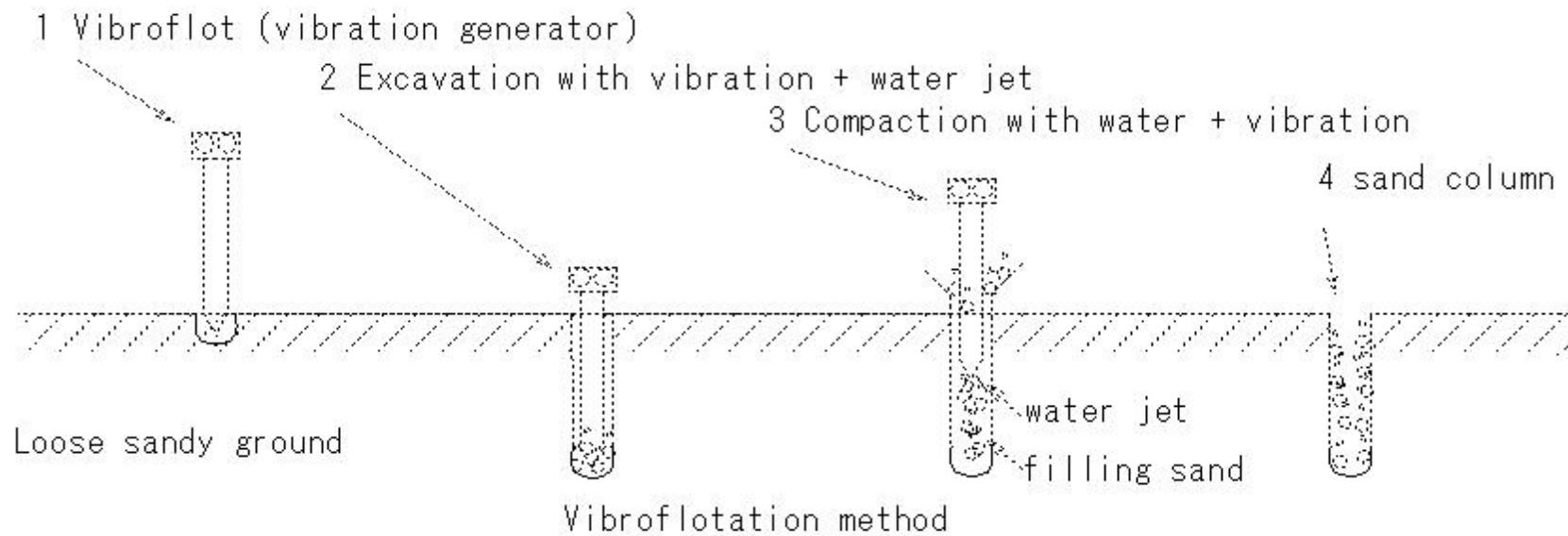
4 sand column



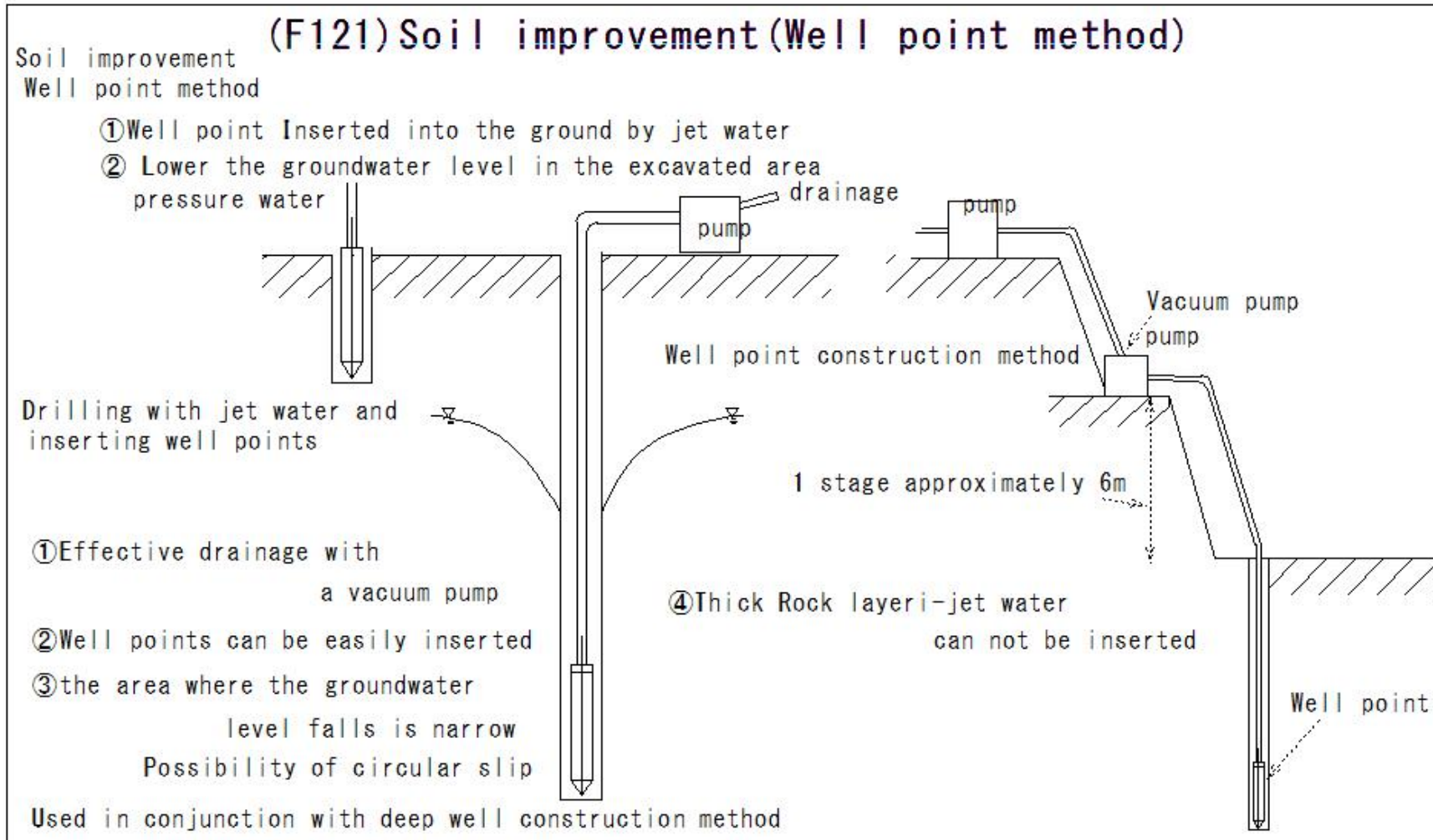
(F120)Soil improvement(vibroflotation method)

(F120)Soil improvement(vibroflotation method)

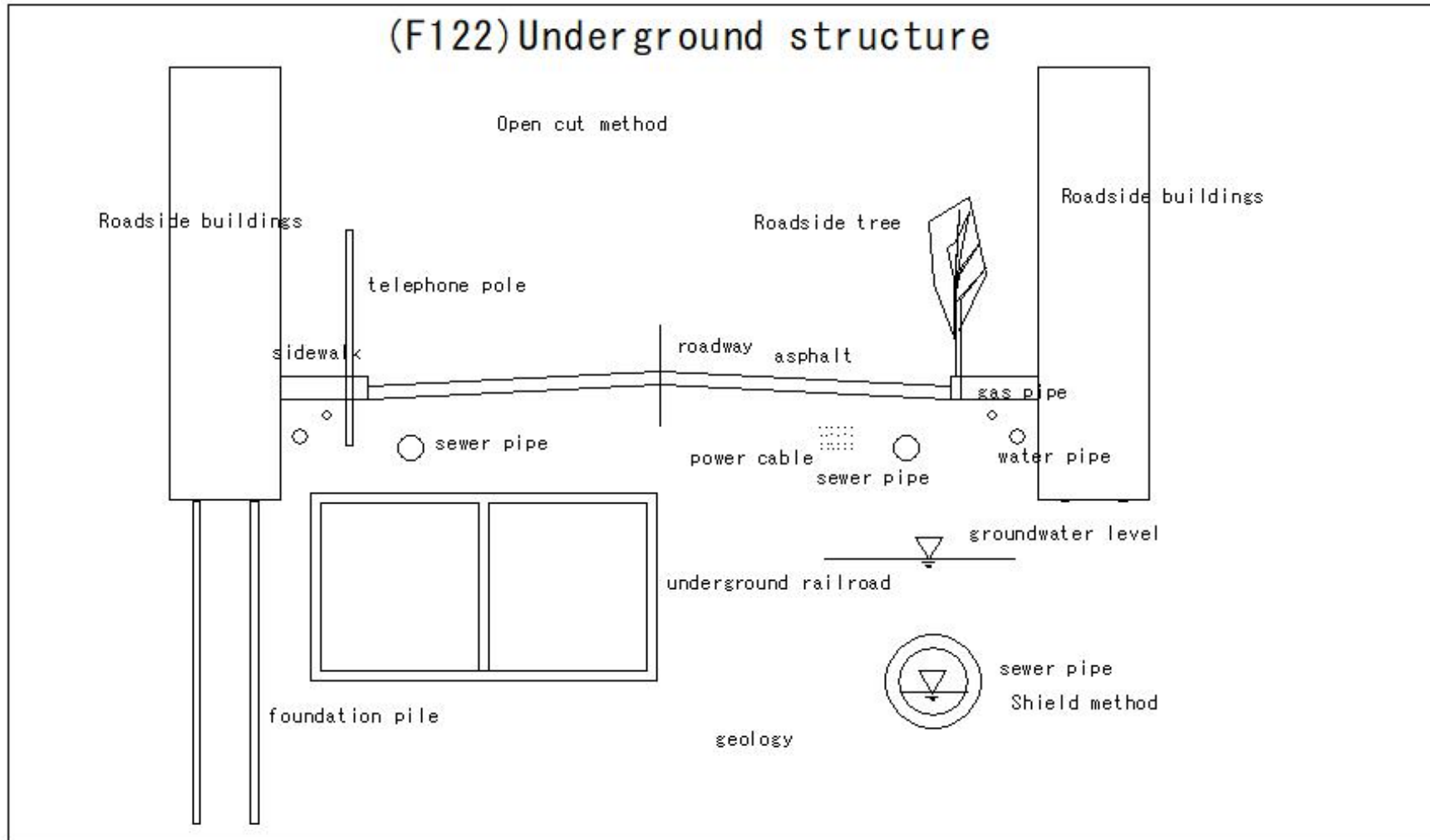
Soil improvement  
vibroflotation method



(F121)Soil improvement(Well point method)



(F122)Underground structure



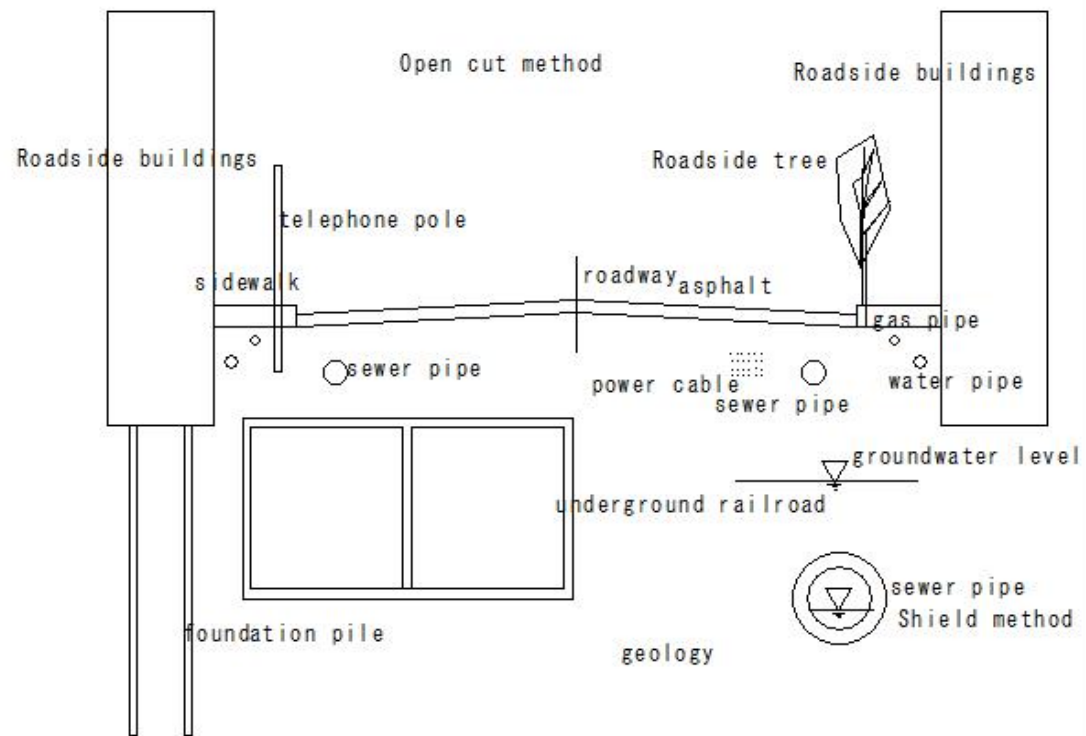
(F123)Underground structure

(F123) Underground structure

Underground structure

Vertical construction method

- Open-cut method
- underground railroad
- underground motorway
- Underground carpark
- underground shopping mall
- water pipe
- sewer pipe
- pipeline
- power line
- common ditch



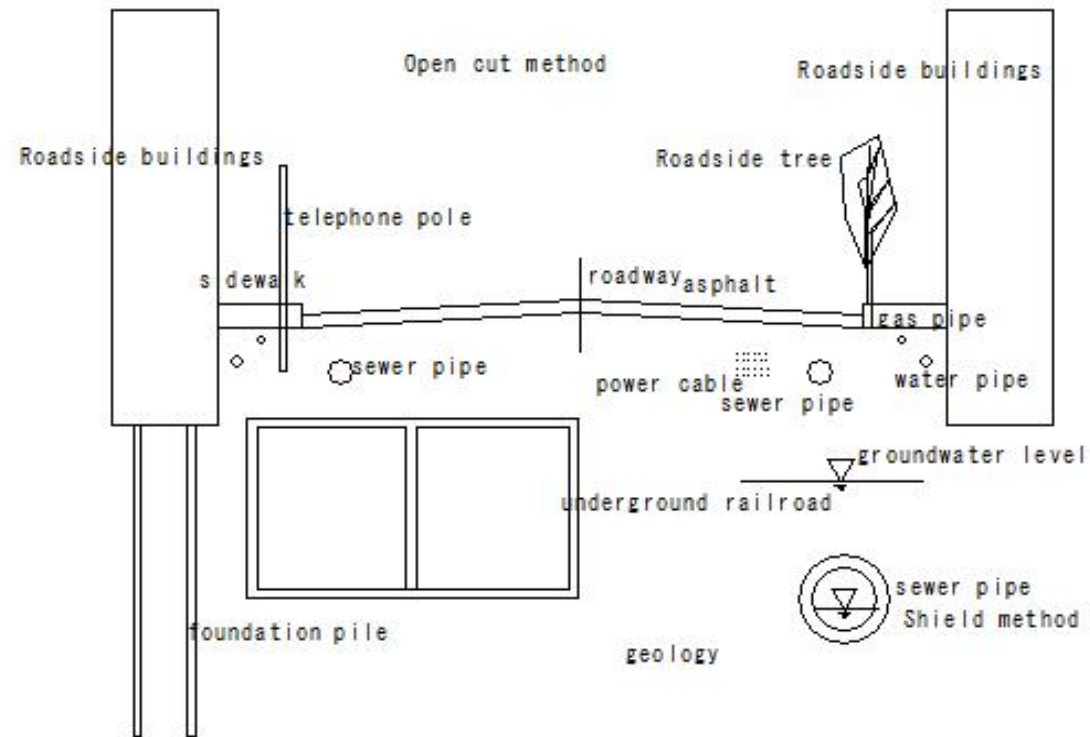
(F124)Underground structure

(F124)Underground structure

Underground structure

Vertical construction method

- Caisson construction method
- underground railroad
- underground motorway





(F125)Underground structure(Immersed tunnel method)

(F125) Underground structure(Immersed tunnel method)

Underground structure

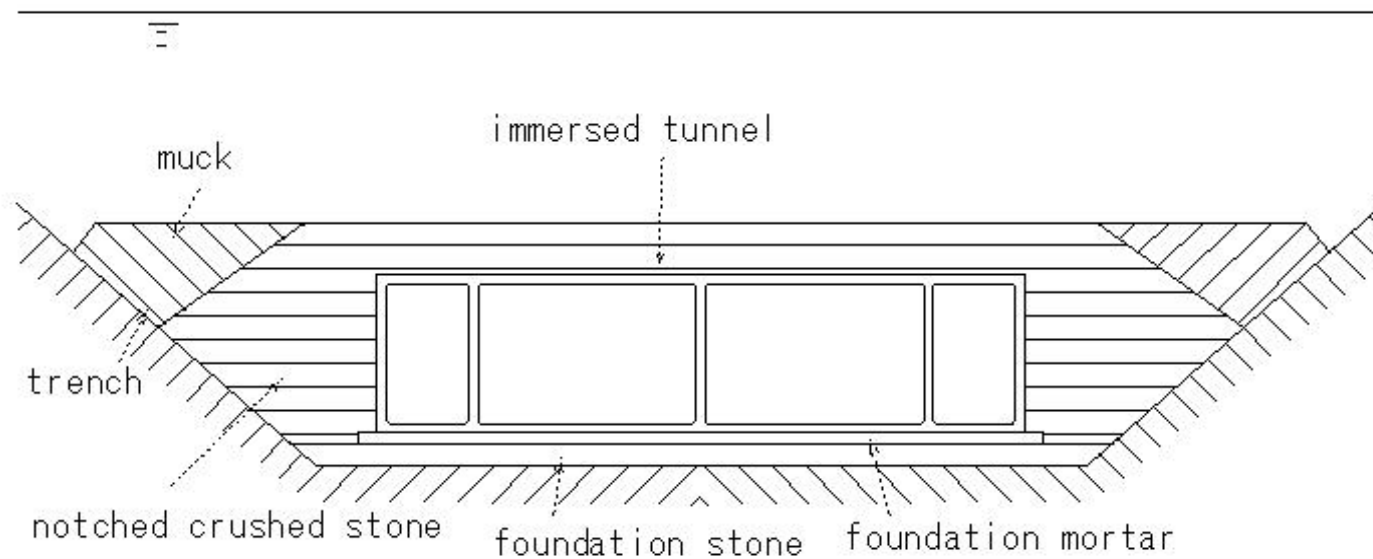
Vertical construction method

Trench method

Immersed tunnel method

underground railroad

underground motorway



(F126)Underground structure(Mountain tunnel construction method)

(F126)Underground structure(Mountain tunnel construction method)

Underground structure

Horizontal construction method

Mountain tunnel construction method

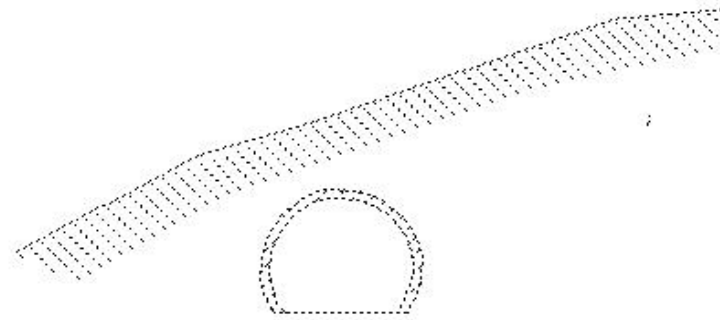
underground railroad

underground motorway

underground power plant

underground substation

underground tank



Mountain tunnel

(F127)Underground structure(Shield method)

(F127)Underground structure(Shield method)

Underground structure  
Horizontal construction method  
Shield method  
underground railroad  
underground motorway  
water pipe  
sewer pipe  
pipeline  
power line common ditch

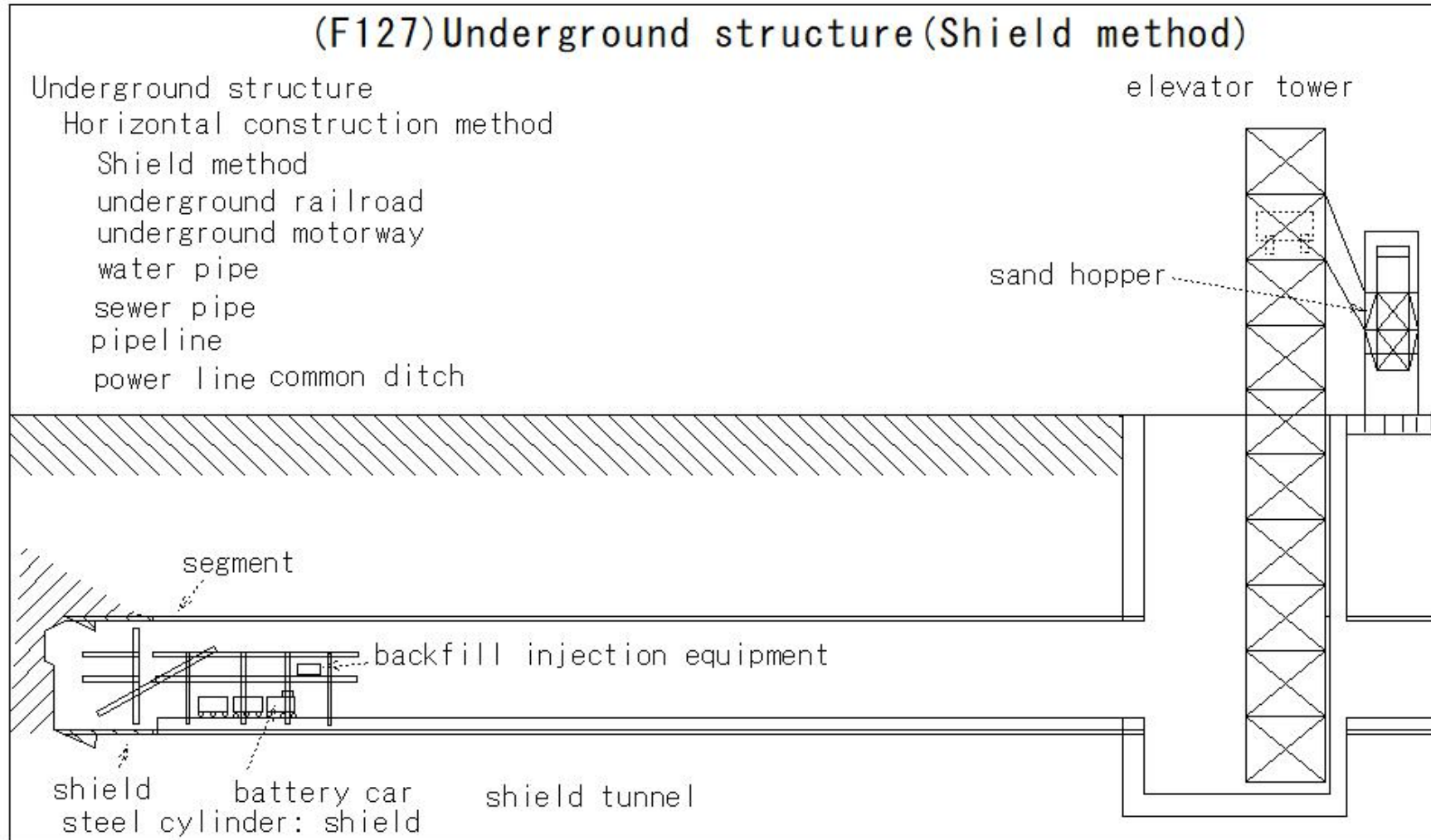
elevator tower

sand hopper

segment

backfill injection equipment

shield  
steel cylinder: shield  
battery car  
shield tunnel



(F128)Underground structure

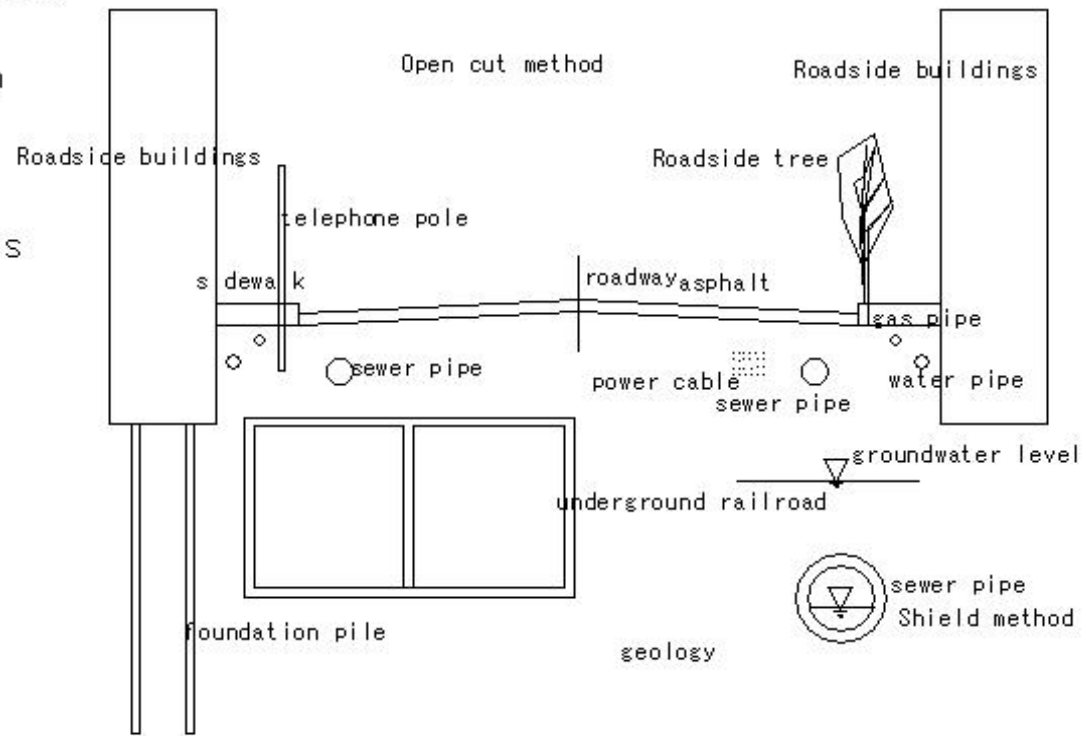
(F128) Underground structure

Underground structure

Features of underground construction

- ①Load
- ②Watertightness: Waterproofing
- ③Under construction

After completion  
social regulation  
settlement, groundwater  
level decline, buried objects



## (F129) Underground structure

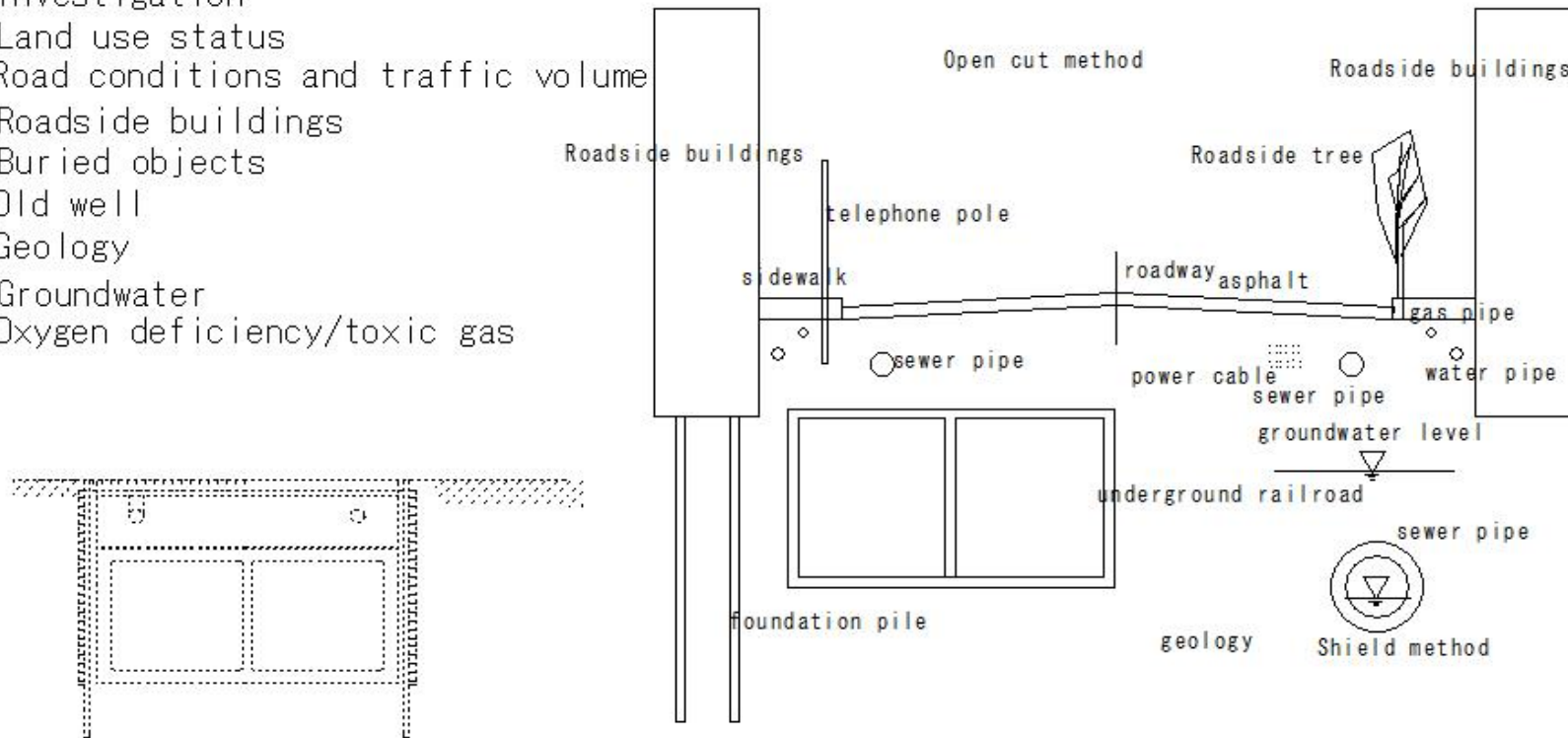
### (F129) Underground structure

Underground structure

Points to note - designing and constructing underground structures

• investigation

- ① Land use status
- ② Road conditions and traffic volume
- ③ Roadside buildings
- ④ Buried objects
- ⑤ Old well
- ⑥ Geology
- ⑦ Groundwater
- ⑧ Oxygen deficiency/toxic gas



## (F130)Underground structure

### (F130) Underground structure

Underground structure

Points to note when designing and constructing underground structures

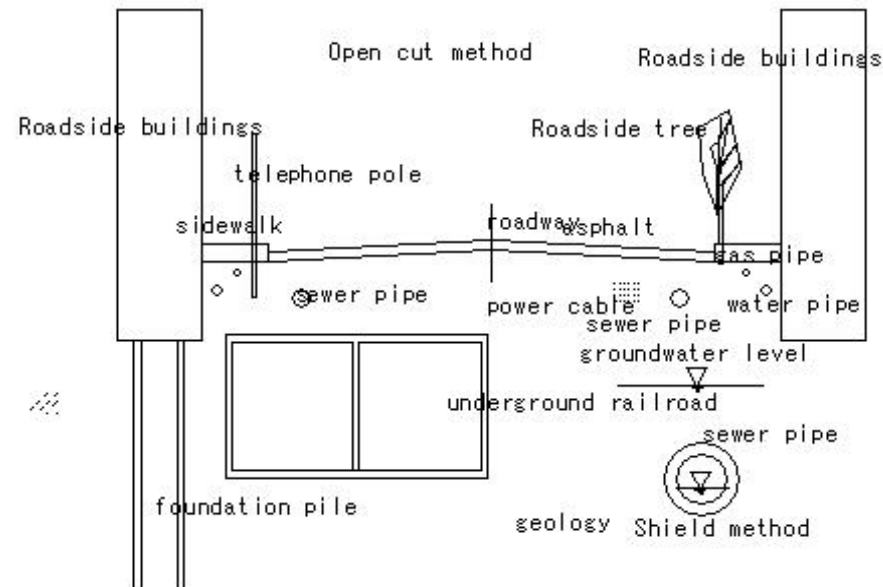
- Construction plan

Underground structure, depth, construction environment ,construction method

Environmental conservation measures

Noise/vibration, pollution prevention, ground subsidence,  
well depletion, oxygen deficiency

Ground stabilization method



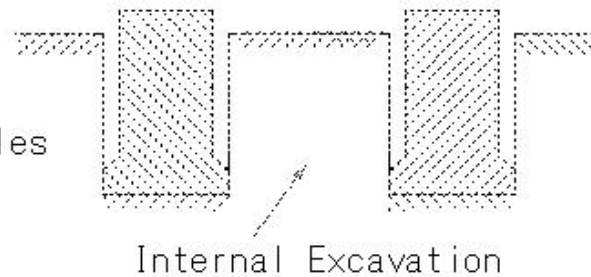
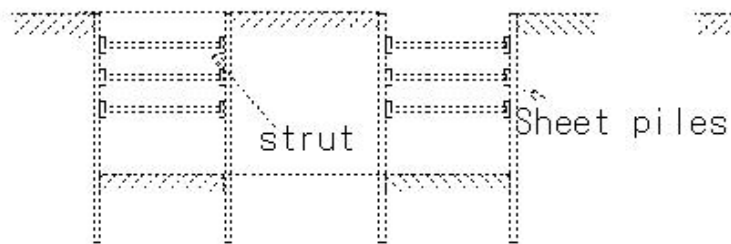
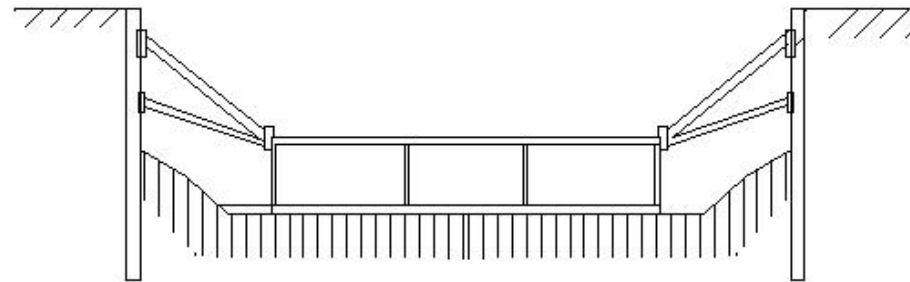
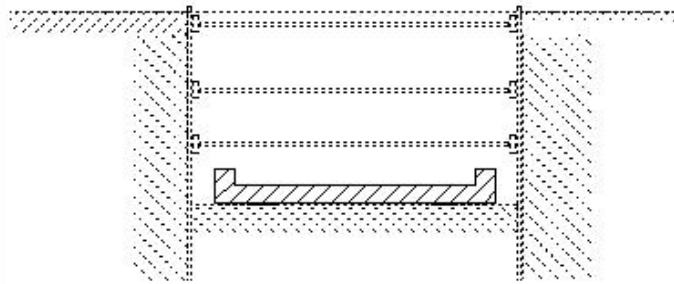
(F131)Underground structure(Open cut method)

(F131)Underground structure(Open cut method)

Underground structure

Open cut method

- Open-cut construction method, no earth retaining work
- Full-section excavation method -earth retaining work
- Partial excavation method



(F132)Underground structure(Open cut method)

(F132) Underground structure (Open cut method)

Underground structure

Open cut method

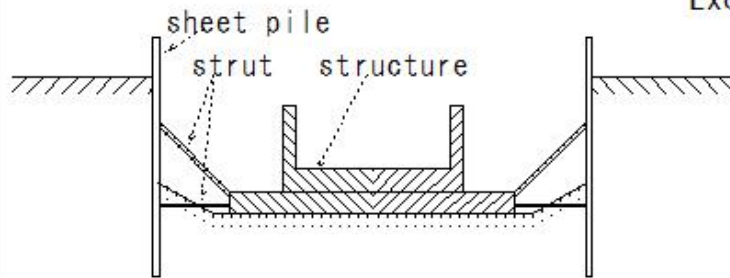
Partial excavation method

Island construction method  
trench method

Island cut method

trench cut method

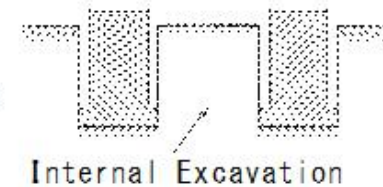
Construction of underground structures



Excavation of the periphery



Construction of the periphery





(F133)Underground structure(Open cut method)

(F133) Underground structure (Open cut method)

Underground structure

Open cut method

• Construction sequence of full-section excavation method

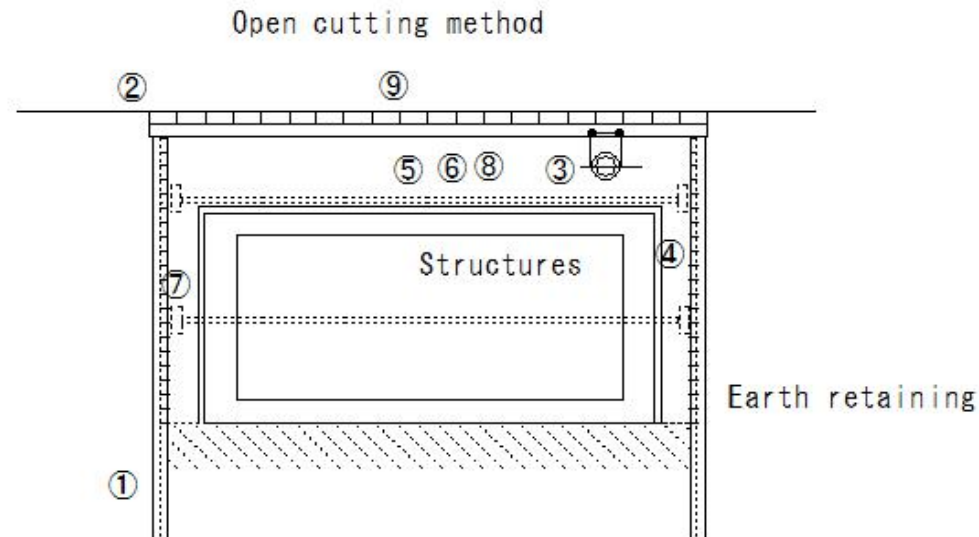
- ①Pile driving
- ②Road surface lining
- ③Protection of buried objects
- ④Earth retaining shoring
- ⑤Records of excavation, reinforcing cage installation, and concrete placement

⑥Construction

⑦Waterproof

⑧Backfilling

⑨Road lining removal



(F134)Underground structure(Open cut method)

(F134)Underground structure(Open cut method)

Underground structure

Advantages and disadvantages of open cut method

①Advantages

shallow

Construction equipment and construction  
methods -easy and economical

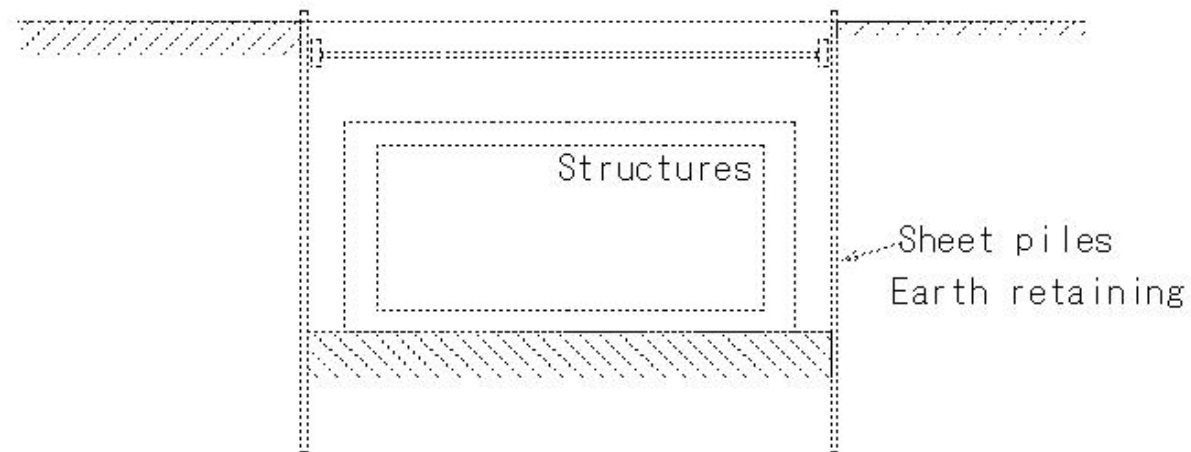
②Disadvantages

Deep below the surface

Excavation work Earth retaining work -  
getting bigger

long period

uneconomical

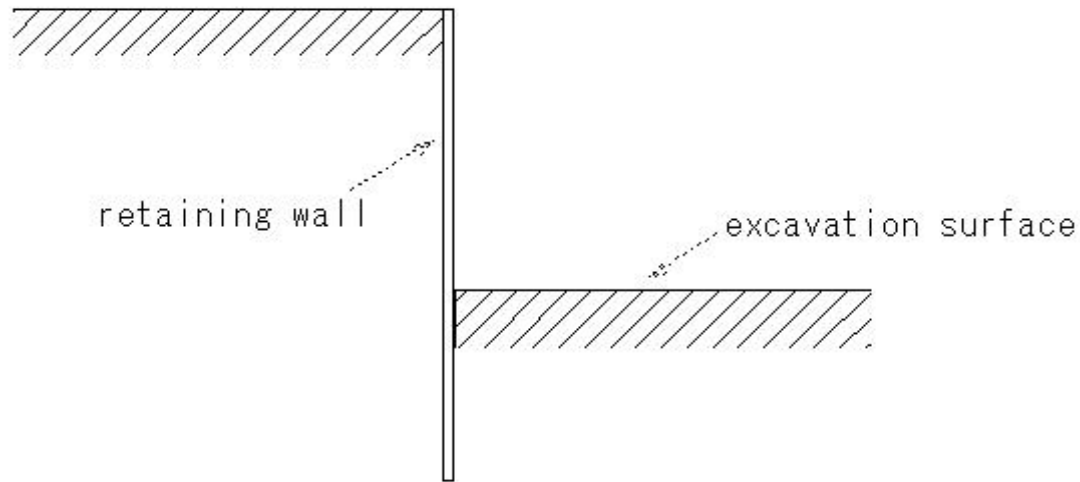


(F135)Underground structure(Types of earth retaining works)

(F135)Underground structure(Types of earth retaining works)

Types of earth retaining works

- Freestanding type retaining wall excavation surface
- Features: Application
- Excavation depth - shallow



Freestanding type

(F136)Underground structure(strut type of earth retaining works)

(F136)Underground structure(strut type of earth retaining works)

Types of earth retaining works

Earth retaining work

- strut type

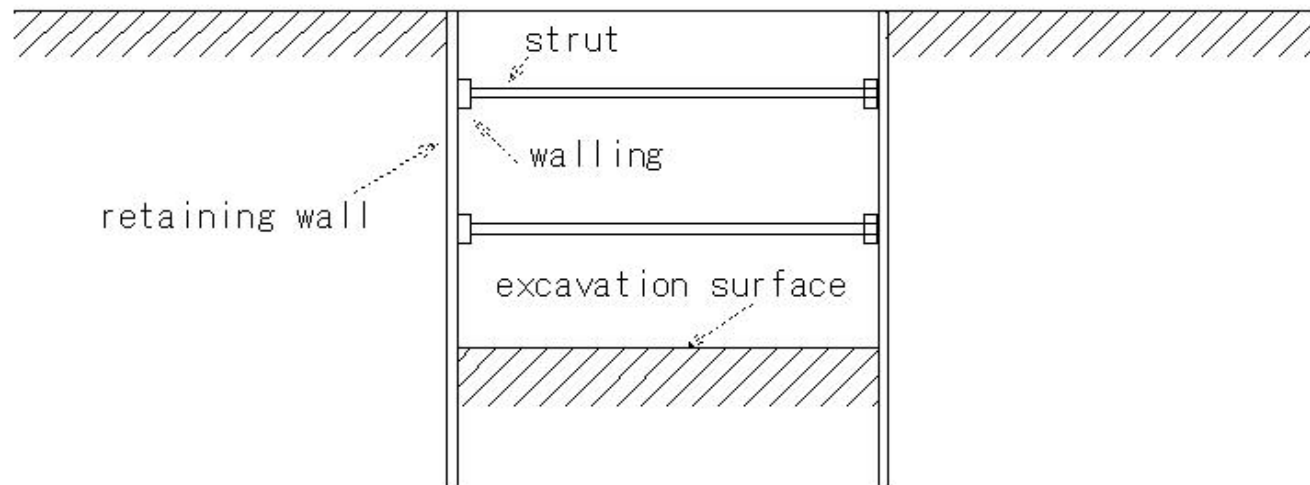
retaining wall

- Features: Application

drilling deep

Site - narrow

Excavation amount - want to reduce



strut type

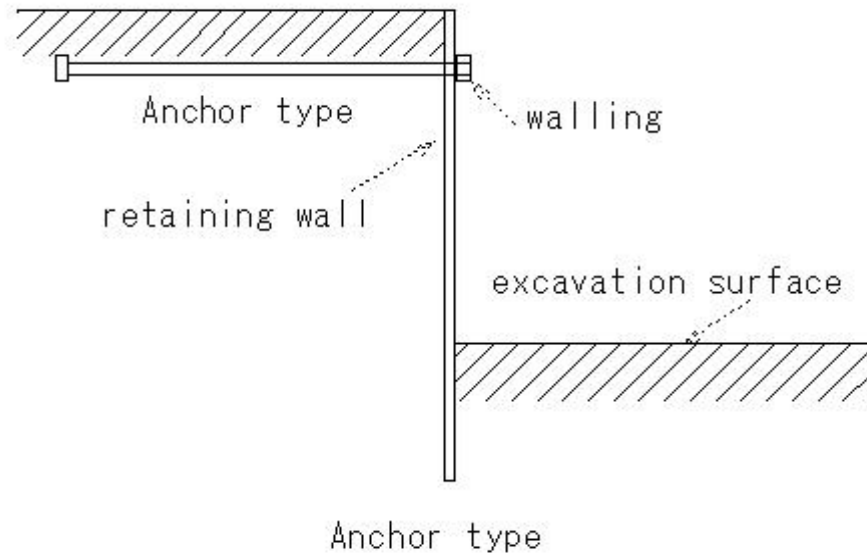
(F137)Underground structure(Anchor type of earth retaining works)

(F137)Underground structure(Anchor type of earth retaining works)

Types of earth retaining works

Earth retaining work

- Anchor type
- Features: Application  
Anchor driving possible



(F138)Underground structure(Island construction method of earth retaining works)

(F138)Underground structure(Island construction method of earth retaining works)

Types of earth retaining works

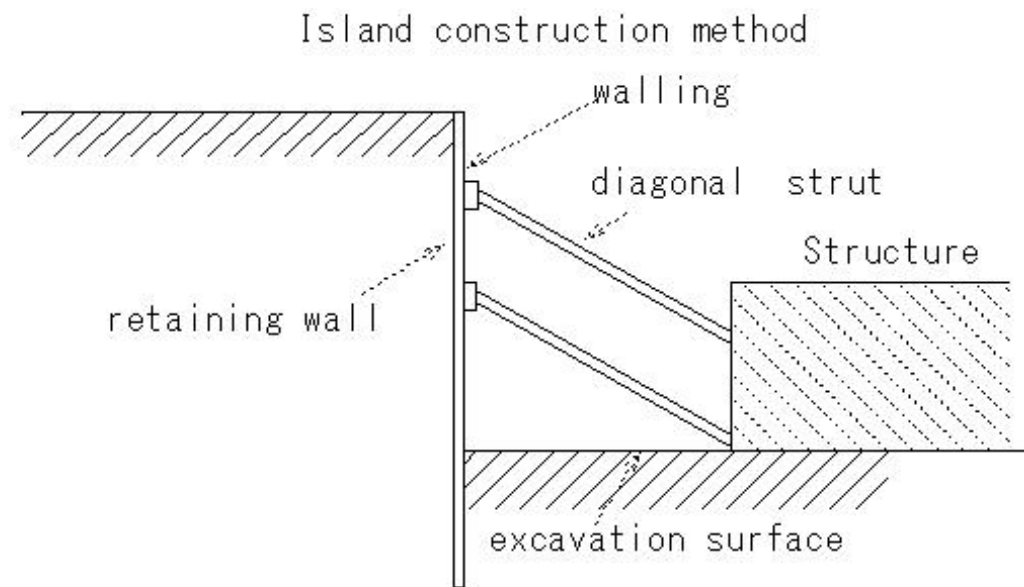
Earth retaining work

- Island construction method
- Features: Application

Excavation area - large

Strut and timbering -disadvantageous  
soft ground

Heaving prevention



(F139)Underground structure(Open cut method-Sheet pile (wood) earth retaining)

(F139)Underground structure(Open cut method-Sheet pile (wood) earth retaining)

Earth retaining work

Sheet pile (wood) earth retaining


- shape-Vertical sheet pile
- Applicable condition

simple earthwork  
trench method

- Features

Construction costs -low  
weak strength

Vertical Sheet pile (wood)



Sheet pile (wood) earth retaining

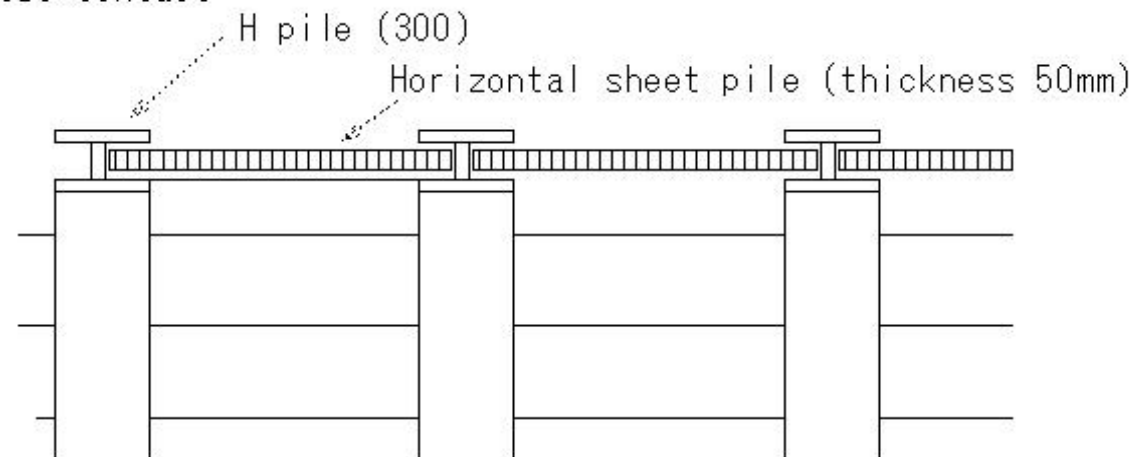
## (F140)Open cut method(Steel pile (main pile) horizontal sheet pile earth retaining)

(F140)Open cut method(Steel pile (main pile) horizontal sheet pile earth retaining)

Earth retaining work

Steel pile (main pile) horizontal sheet pile earth retaining

- Applicable condition
  - Groundwater - low
  - No spring water
  - Normal ground: Boiling, no heaving
  - Road support possible
- Features
  - Construction cost - cheap
  - Obstacles - construction possible
  - Earth retaining - close contact





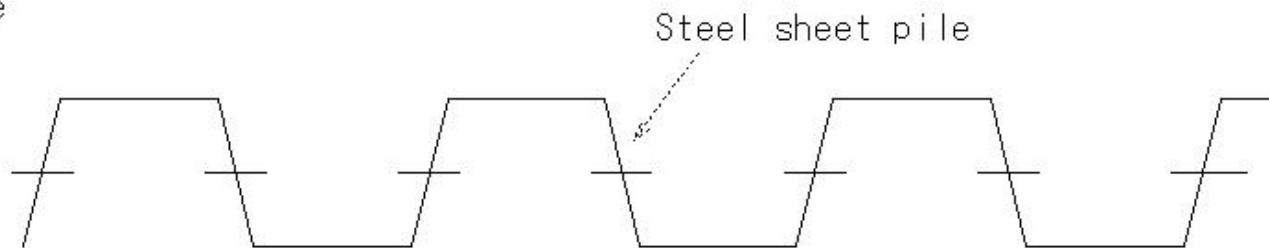
(F141)Open cut method(Steel sheet pile earth retaining work)

(F141) Open cut method(Steel sheet pile earth retaining work)

Earth retaining work

Steel sheet pile earth retaining work

- Applicable condition
  - Groundwater - high - sandy ground
  - Role of earth retaining and water stopping
  - Heaving/boiling - suitable for soft ground
- Features
  - Material can be used repeatedly
  - Buried objects - cannot be constructed continuously
  - Cobblestones/hard ground - unsuitable
  - noise



(F142)Open cut method(concrete continuous underground wall)

(F142) Open cut method(concrete continuous underground wall)

Earth retaining work

concrete continuous underground wall


- Applicable condition
  - Road load support
  - Role of earth retaining and water stopping
  - No-noise, no-vibration - construction
  - Prevention of surrounding ground settlement
  - Excavation depth - deep
- Features
  - Main structure - use
  - Length/Thickness - Free
  - Temporary fixing - expensive work
  - Column style - close contact

• Continuous underground wall  
construction method

(1) Pillars and pillars

(2) Pillars and walls

(3) Walls and walls



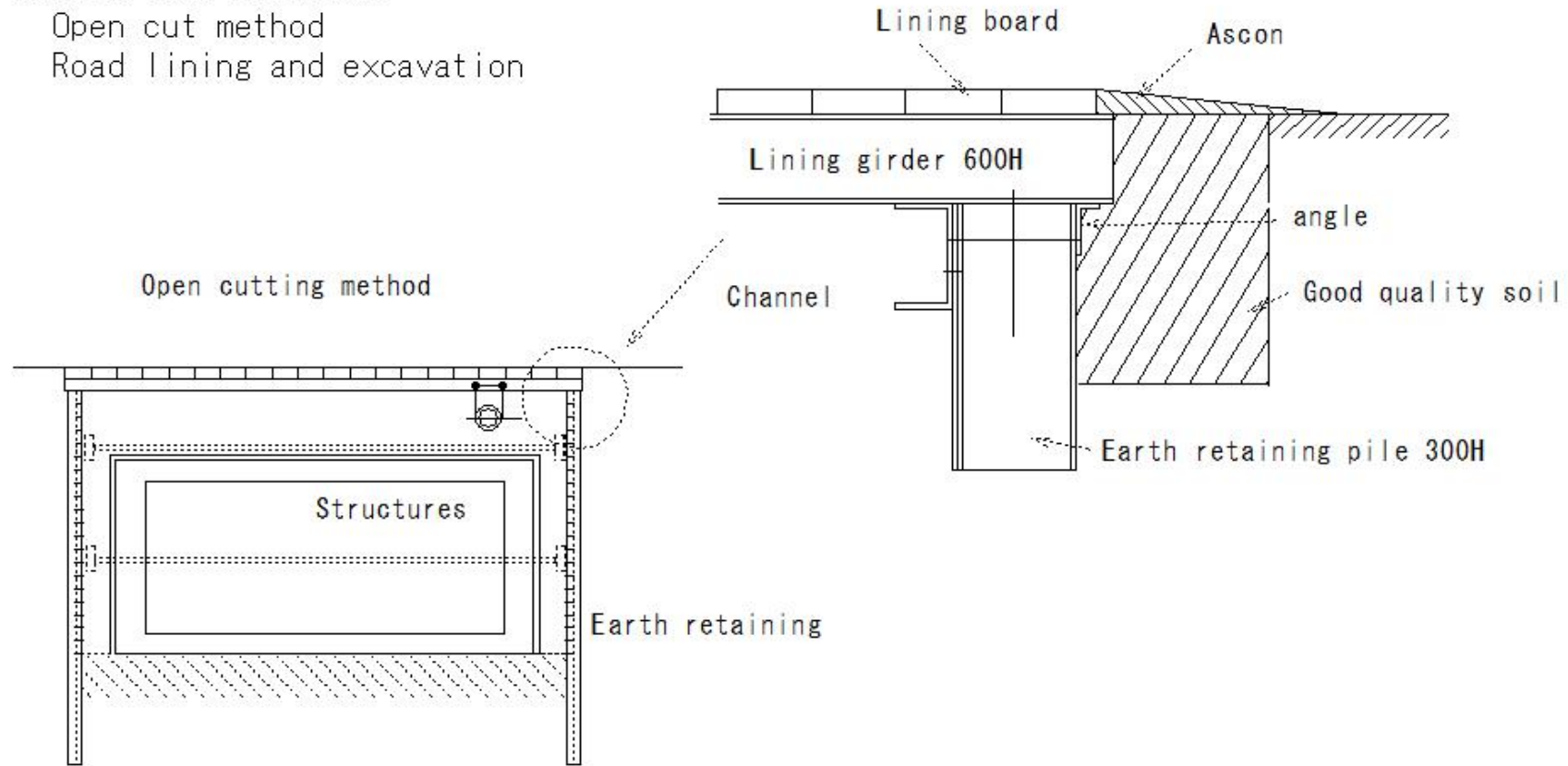
(F143)Open cut method(Road lining and excavation)

(F143)Open cut method(Road lining and excavation)

underground structure

Open cut method

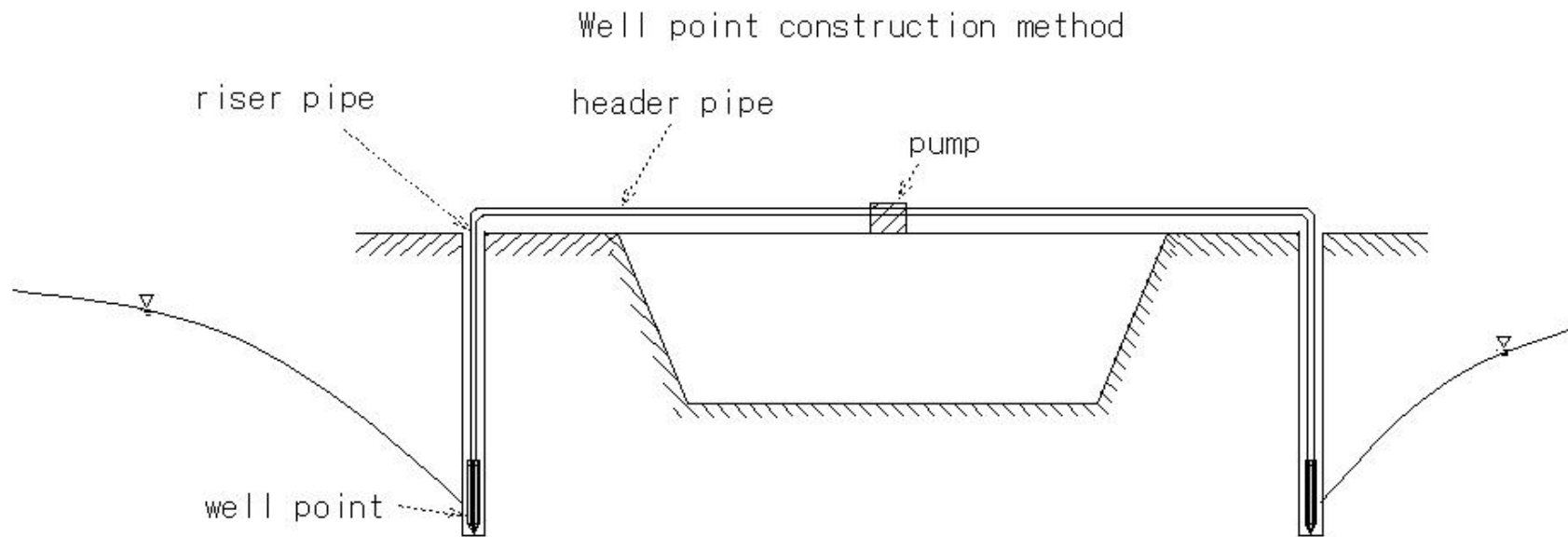
Road lining and excavation



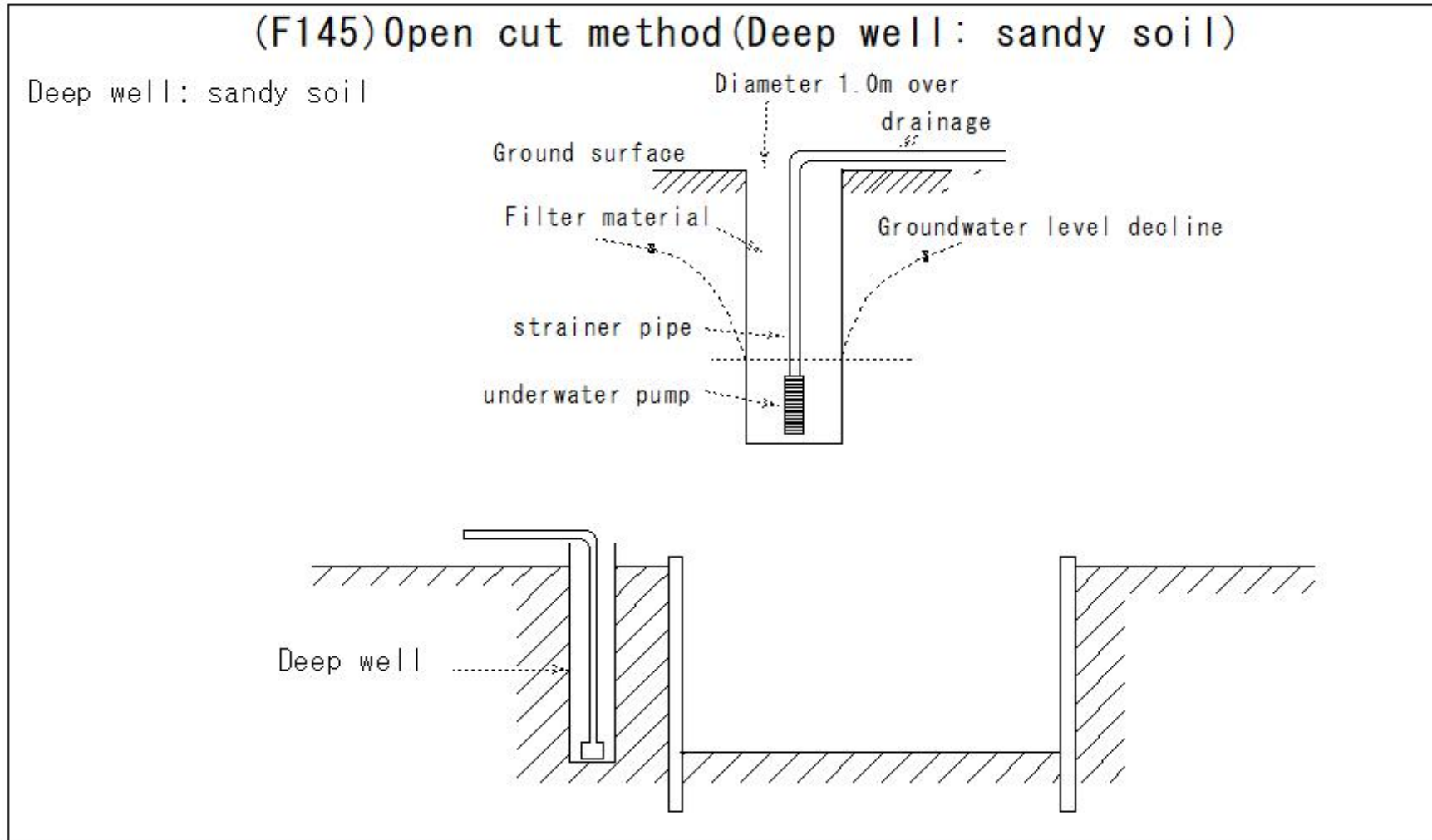
(F144)Open cut method(Well point construction method)

(F144)Open cut method(Well point construction method)

underground structure  
Well point construction method



(F145)Open cut method(Deep well: sandy soil)



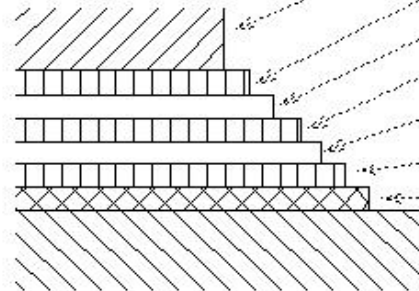
(F146)underground structure(waterproof)

(F146) underground structure (waterproof)

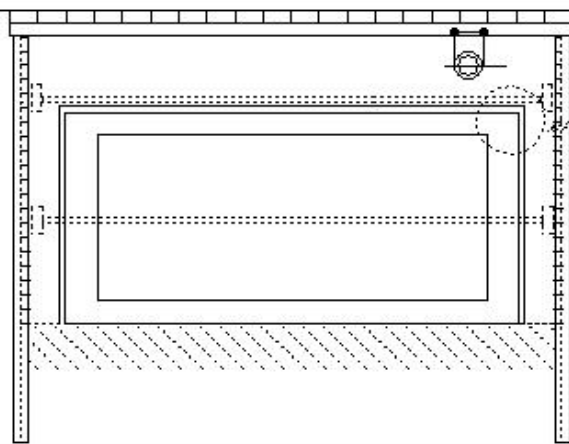
underground structure  
Open cut method

An example of top waterproofing

- ①protective mortar
- ②blown asphalt
- ③waterproof cloth
- ④blown asphalt
- ⑤asphalt felt
- ⑥blown asphalt
- ⑦asphalt primer
- ⑧upper floor concrete



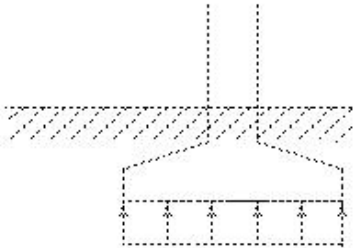
waterproof



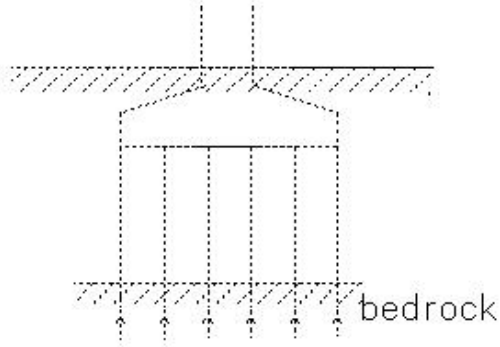
(F147)Types of foundation work

(F147)Types of foundation work

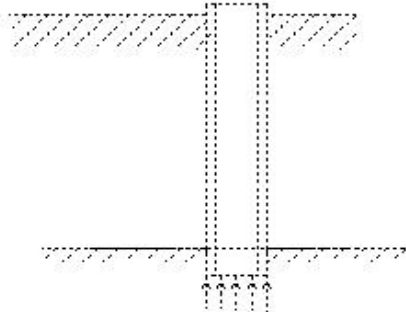
Types of foundation work



direct foundation



pile foundation



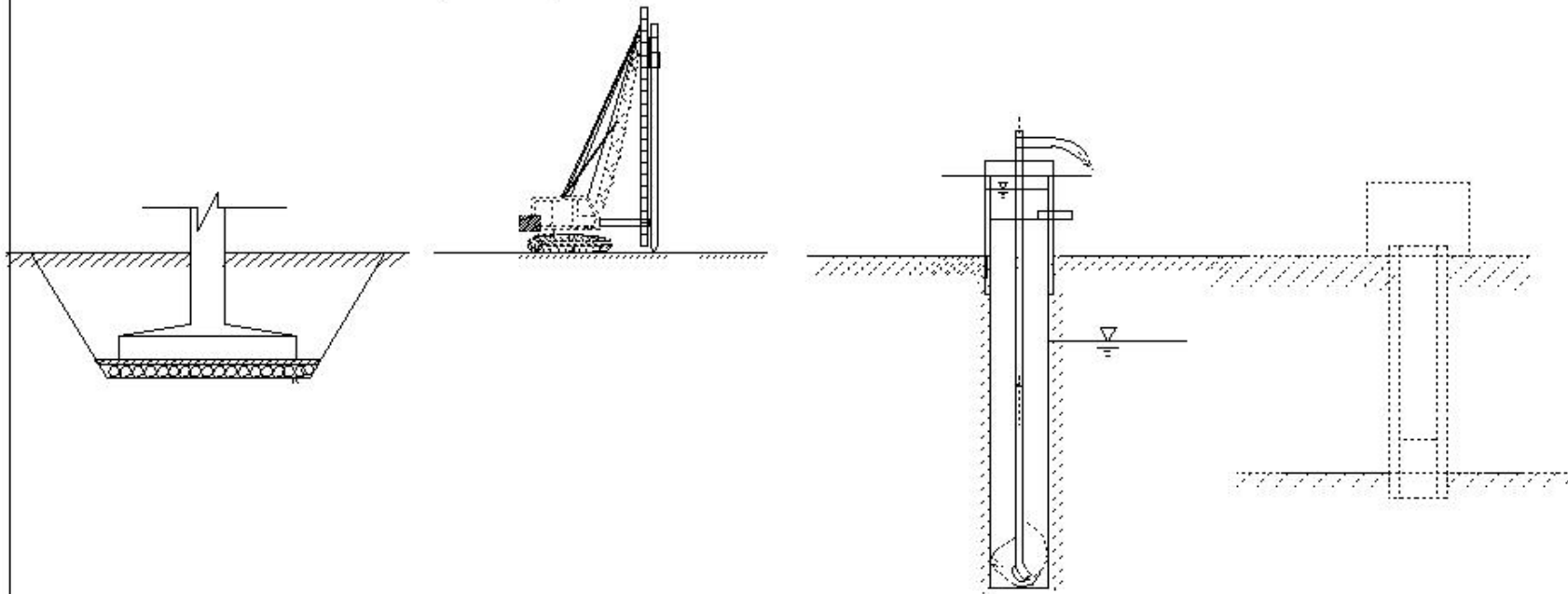
caisson foundation

## (F148)Types of foundation work

### (F148)Types of foundation work

Types of foundation work

- Direct foundation
- Ready-made piles  
(RC PC pile)
- pile foundation
- Cast-in-place piles
- caisson foundation

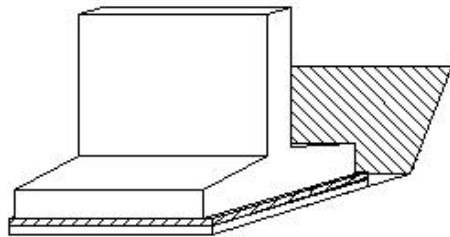




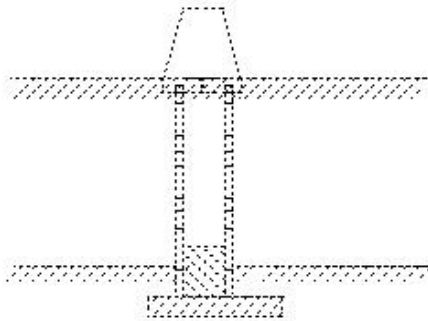
(F149)Types of foundation work

(F149)Types of foundation work

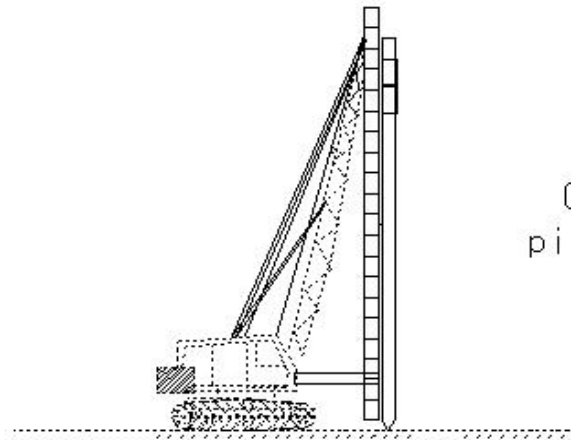
Types of foundation work  
direct foundation



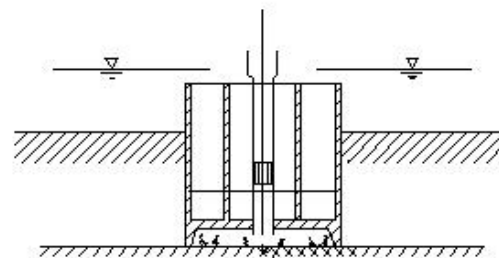
open caisson foundation



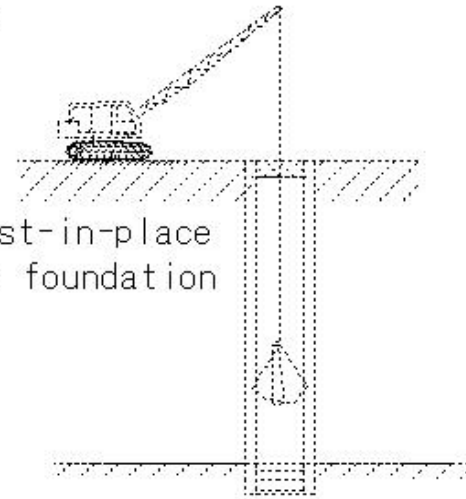
Ready-made pile foundation



Pneumatic caisson basics



Cast-in-place  
pile foundation

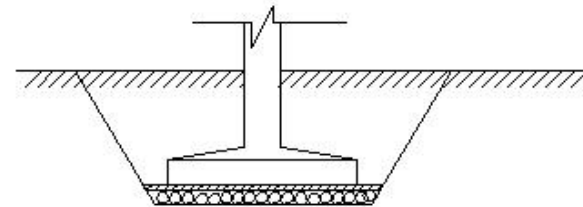

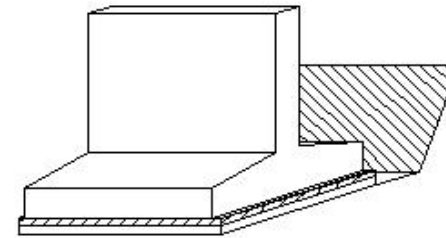


(F150)Types of foundation work(direct foundation)

(F150)Types of foundation work(direct foundation)

Types of foundation work  
direct foundation

- advantages
    - Cost - minimum
  - disadvantages
    - Scope of application - limited
- direct foundation  
footing foundation



(F151)Types of foundation work(Ready-made pile foundation)

(F151)Types of foundation work(Ready-made pile foundation)

Types of foundation work

Ready-made pile foundation

• advantages

Steps: Less work Cost: cheap

Construction period: short

• Disadvantages

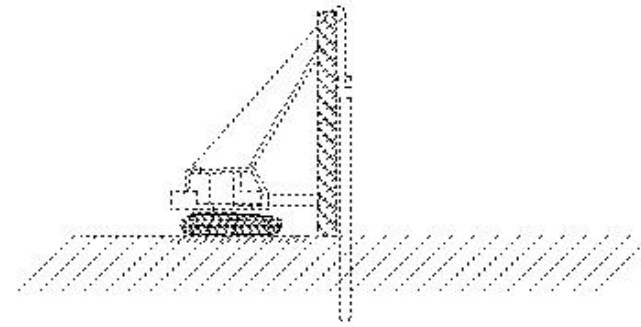
Geological confirmation: impossible

Noise/vibration: large

Cobblestone: Difficult to construct

• Classification by construction method

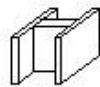
Wooden pile, RC pile, PC pile, steel pile



RC pile



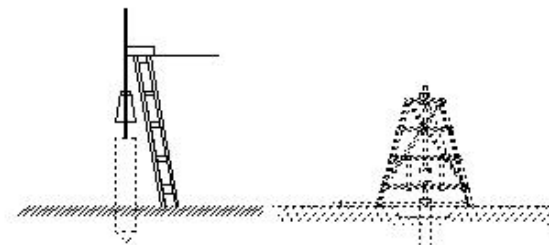
RC pile



H steel pile



steel pile



Wooden pile

(F152)Types of foundation work(cast-in-place pile foundation)

(F152)Types of foundation work(cast-in-place pile foundation)

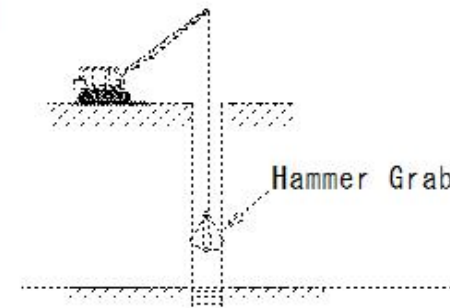
Types of foundation work

cast-in-place pile

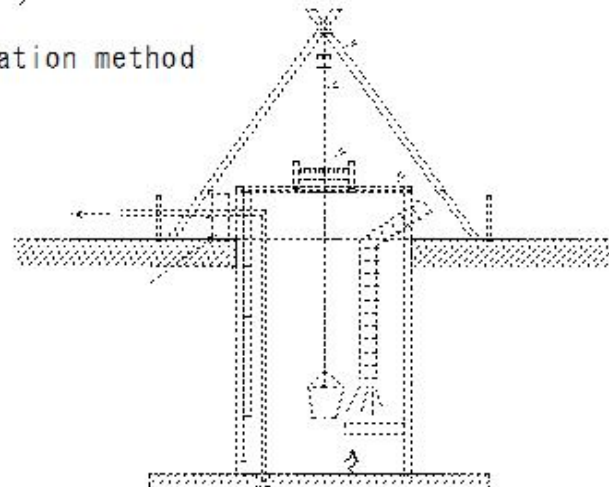
- advantages
  - Noise/vibration: low
  - Supporting capacity: sure
- Disadvantages
  - Step: A lot of work
  - Cost: high
- Classification by construction method

All-casing method

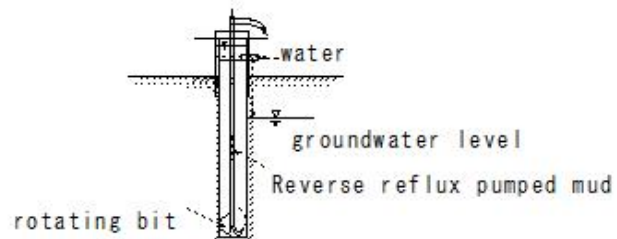
Benoto pile



Deep foundation method



Reverse circulation method



(F153)Types of foundation work(caisson foundation)

(F153)Types of foundation work(caisson foundation)

Types of foundation work

caisson foundation

open caisson foundation

Pneumatic caisson basics

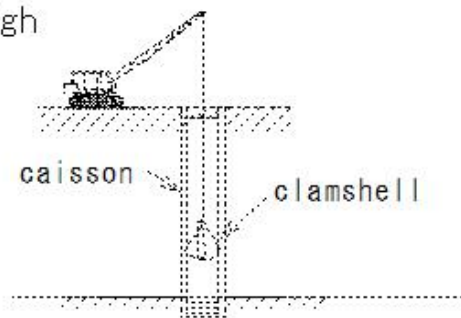
- advantages  
Large supporting force and horizontal resistance force can be obtained.

Geological confirmation: impossible

- Disadvantages

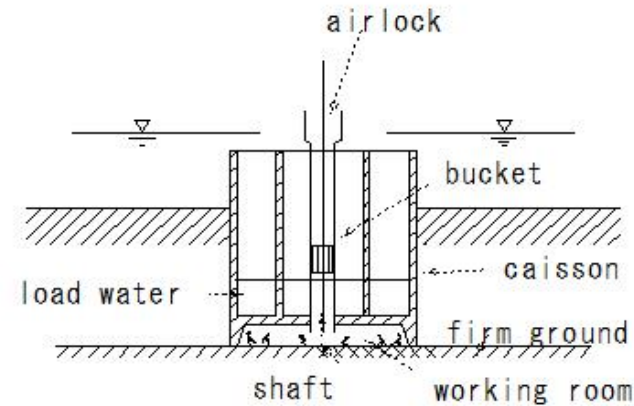
Step: a lot of work

Cost: high



Open caisson foundation  
Sedimentation in the support layer

Open caisson



Pneumatic caisson

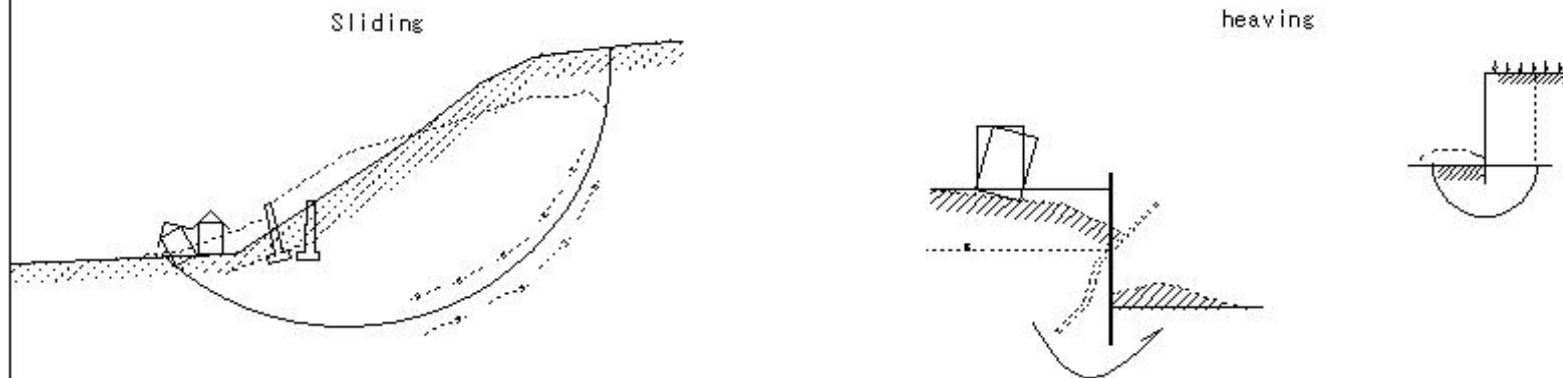
(F154)Types of foundation work(points of planning)

(F154)Types of foundation work(points of planning)

Types of foundation work

Foundation work  
points of planning

- ① Superstructure - Integration
- ② Safe and reliable construction  
No uneven settlement
- ③ Durability/maintenance-easy
- ④ During construction, environmentally friendly and economical



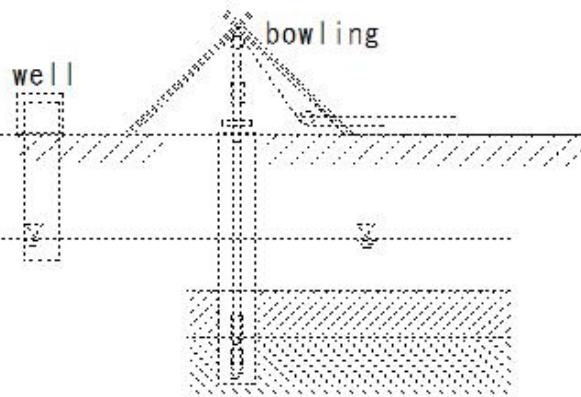
(F155)Types of foundation work(investigation)

(F155)Types of foundation work(investigation)

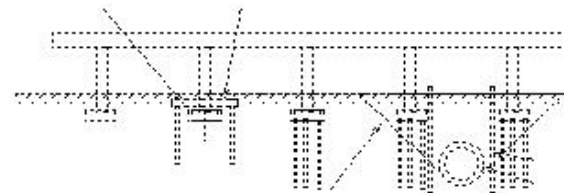
Types of foundation work

Foundation work  
investigation

- ①Soil investigation
- ②Environmental survey
- ③Investigation of construction conditions  
and environmental conditions



under pinning method





(F156)Soft ground improvement method

(F156) Soft ground improvement method

Soft ground improvement method

- ① Soil - compaction
  - ② Drainage - ground bearing capacity - increase
- Soft ground - standard penetration test - N value < 5

Slow consolidation drainage speed





(F157)Soft ground improvement method(Vibroflow tension method)

(F157)Soft ground improvement method(Vibroflow tension method)

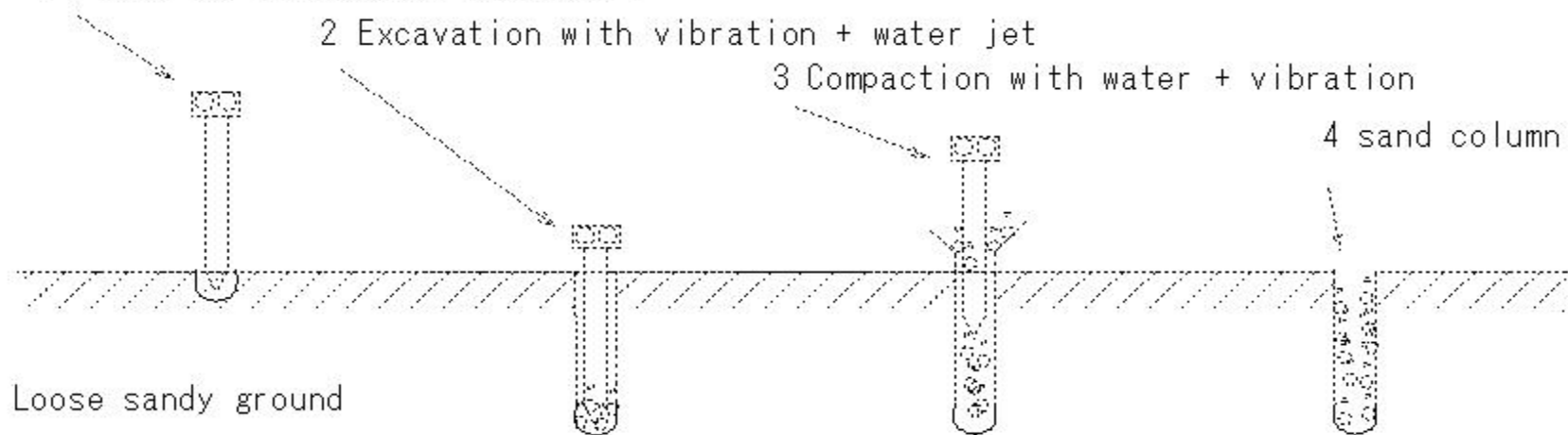
Soft ground improvement method  
Vibroflow tension method

1 Vibroflot (vibration generator)

2 Excavation with vibration + water jet

3 Compaction with water + vibration

4 sand column



Loose sandy ground

Vibro flotation method

1 Vibroflot (vibration generator) - pile

2 Jet water and vibration - intrusion

3 Sand/gravel - input

4 Water tightening/vibration - compaction

(F158)Soft ground improvement method(Sand drain method)

(F158) Soft ground improvement method(Sand drain method)

Soft ground improvement method

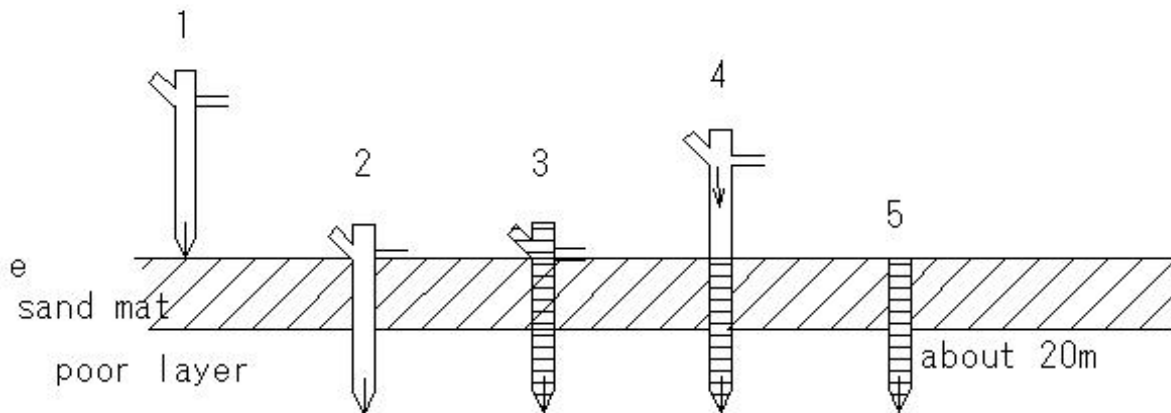
Sand drain method

Drain method

- 1 Cohesive soil poor ground
- 2 Artificial drainage channel (drain)
- 3 Drainage distance - short
- 4 Sand pile (bearing capacity - no)

- 1 Mandrel  
poor layer  
Compressed air

- 2 Driving
- 3 Add sand
- 4 Compressed air
- 5 Pull out the sand pile  
about 20m



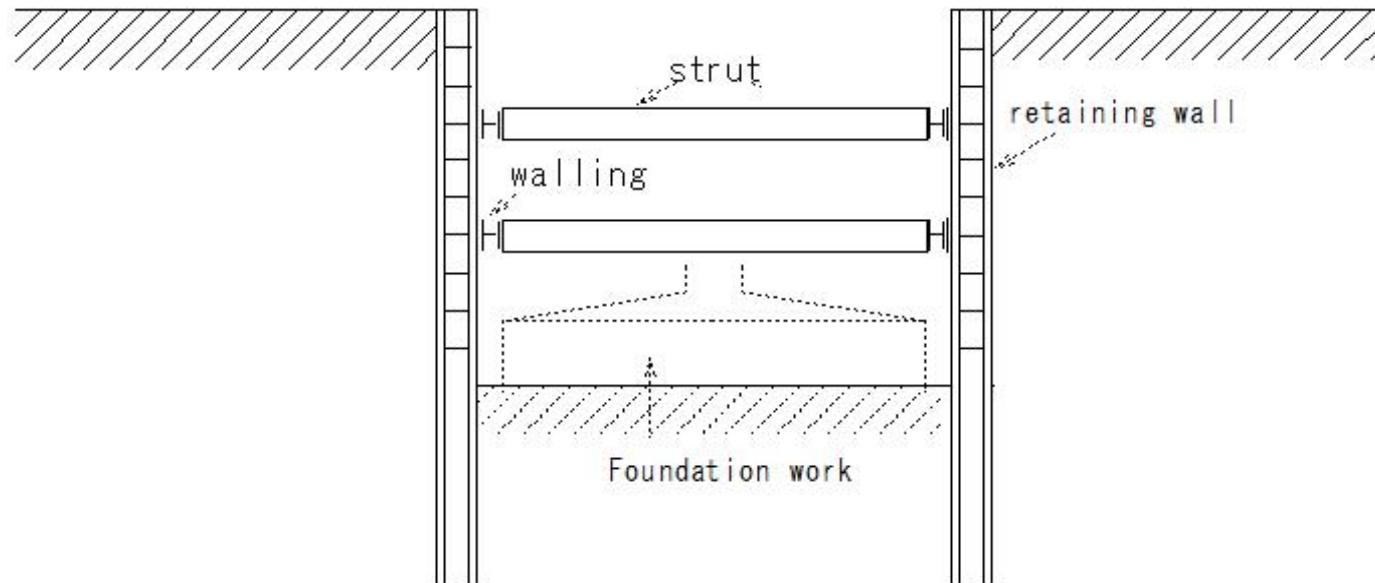
Sand drain method

(F159)Earth retaining work

(F159)Earth retaining work

Earth retaining work

Earth retaining work: temporary construction -  
during foundation excavation - prevention of landslides

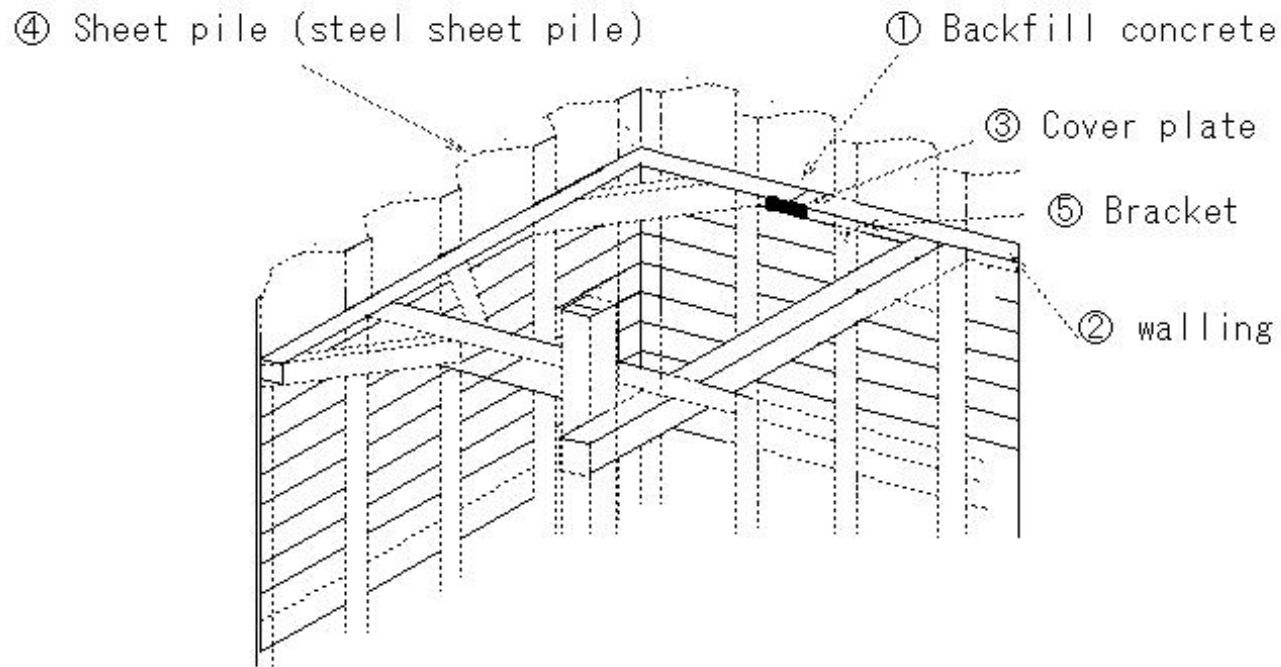


(F160)Earth retaining work(steel sheet pile)

(F160)Earth retaining work(steel sheet pile)

Earth retaining wall timbering method

- Relationship between steel sheet pile and walling
- Sheet pile (steel sheet pile) strut construction method

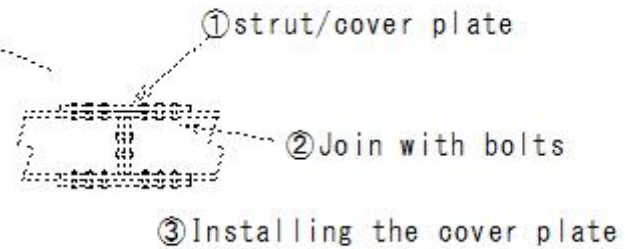
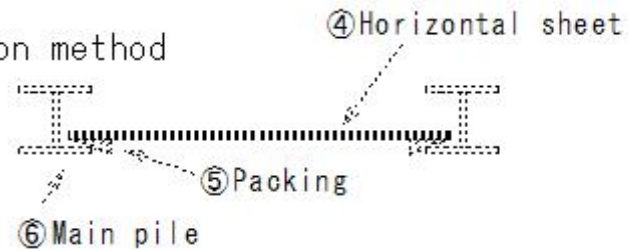
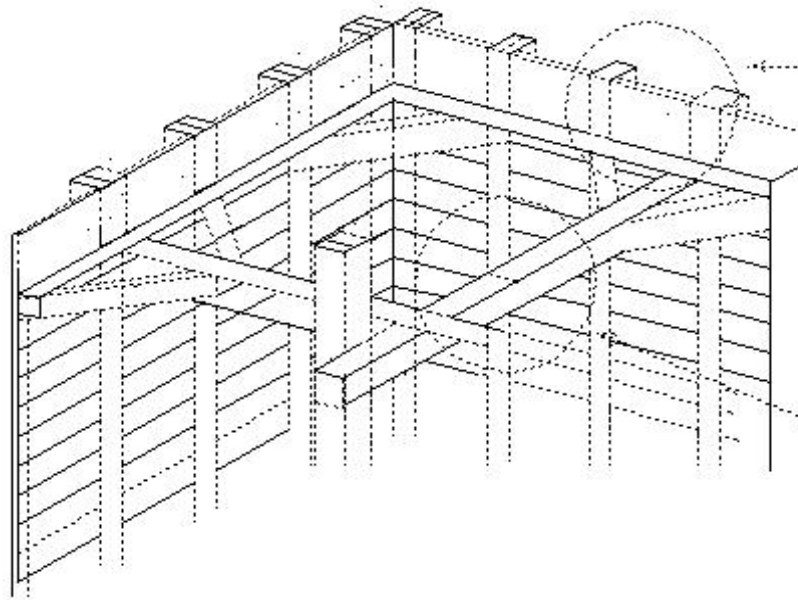


(F161)Earth retaining work(Main piles horizontal sheet pile timbering)

(F161)Earth retaining work(Main piles horizontal sheet pile timbering)

Earth retaining wall timbering method

- Main pile horizontal sheet pile strut construction method



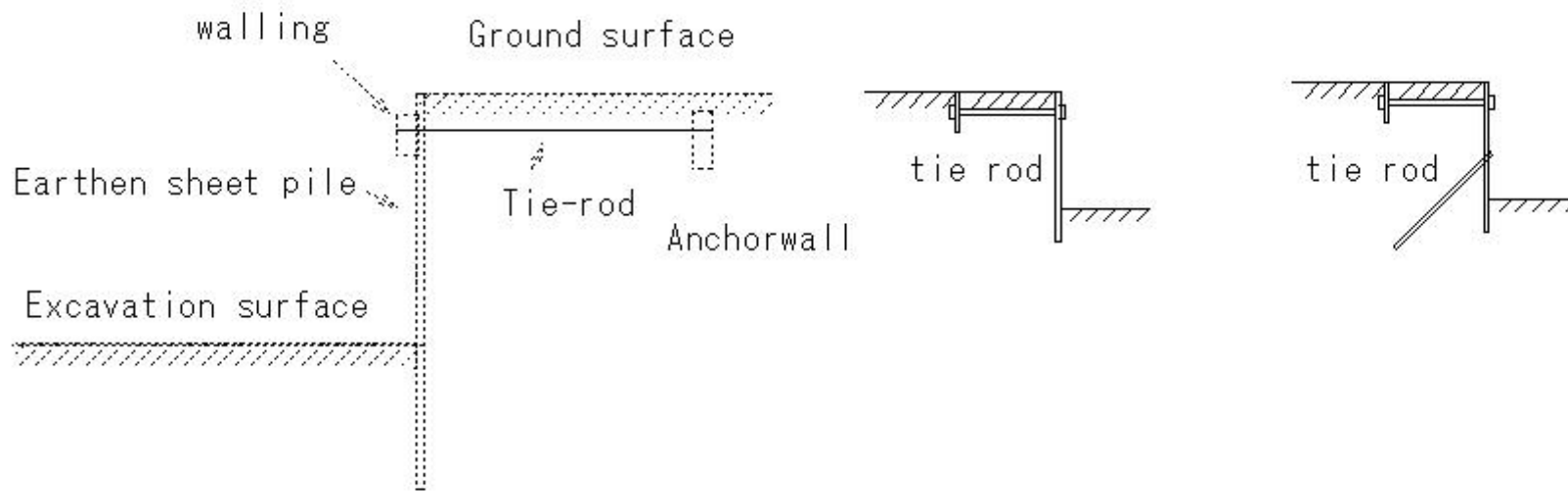
- Horizontal sheet pile installation

(F162)Earth retaining work(tie rods)

(F162)Earth retaining work(tie rods)

Earth retaining work

Construction method using tie rods



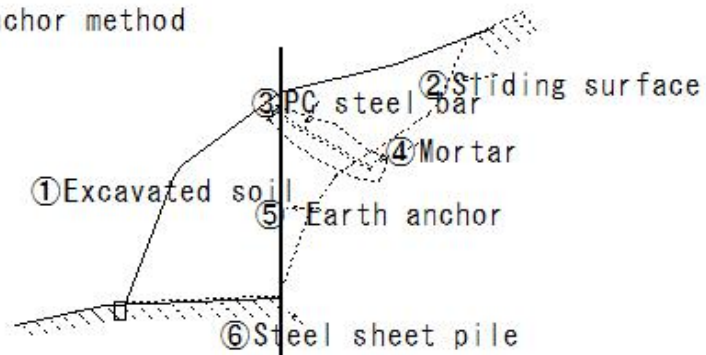
(F163)Earth retaining work(earth anchor)

(F163)Earth retaining work(earth anchor)

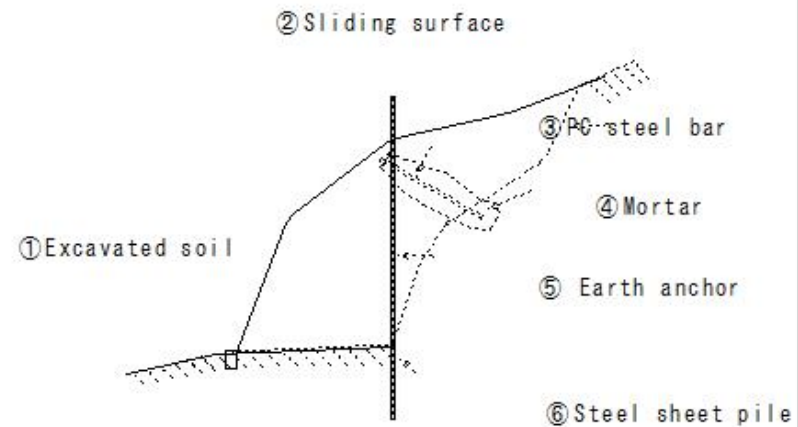
Earth retaining work  
earth anchor

earth anchor

Earth anchor method



⑦ Unable to construct cut beams

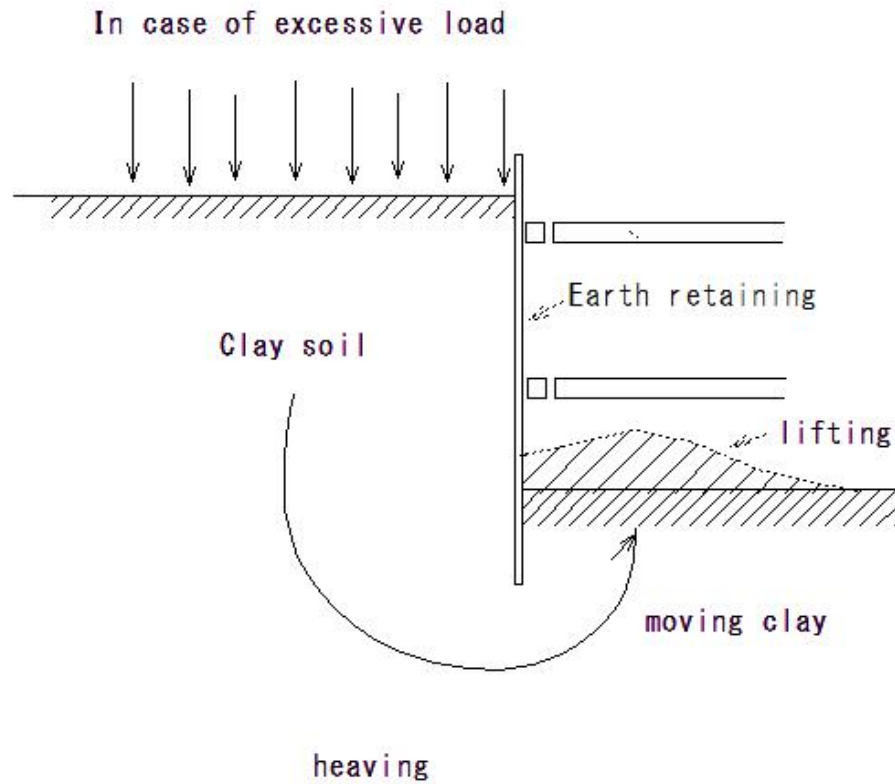


⑦ Unable to construct cut beams

(F164)Earth retaining work(heaving)

(F164)Earth retaining work(heaving)

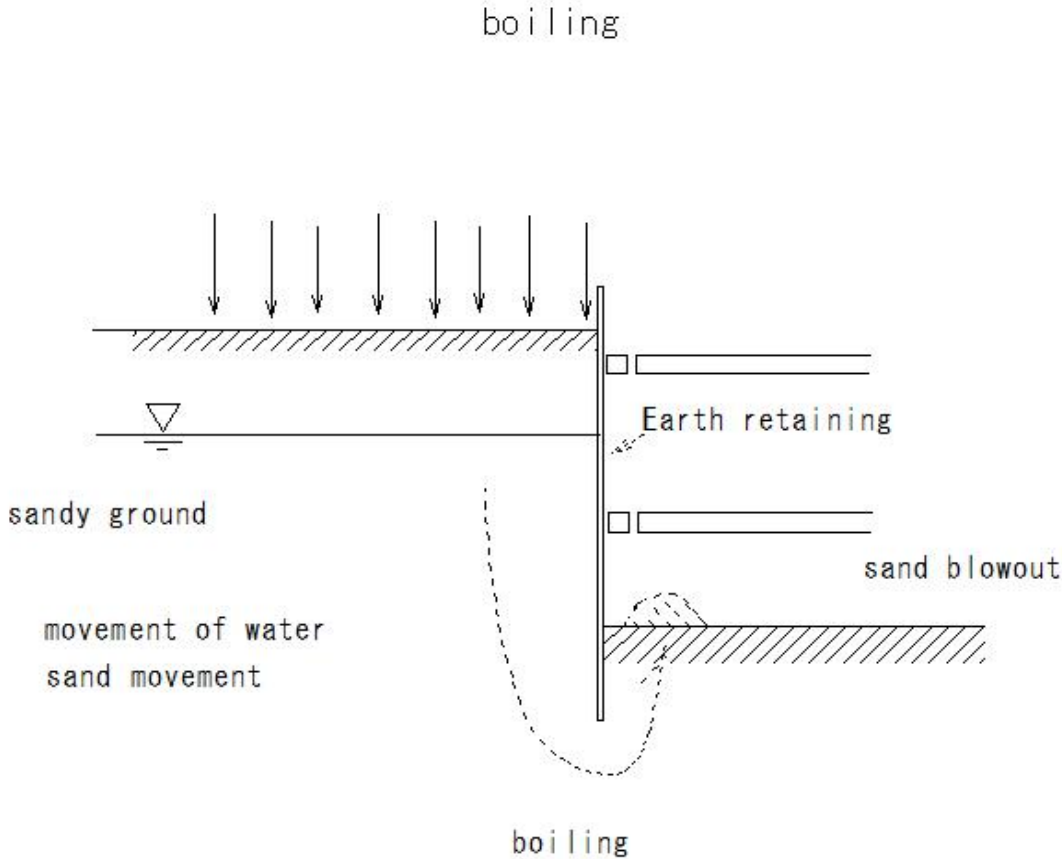
Earth retaining work  
heaving





(F165)Earth retaining work(boiling)

(F165) Earth retaining work (boiling)

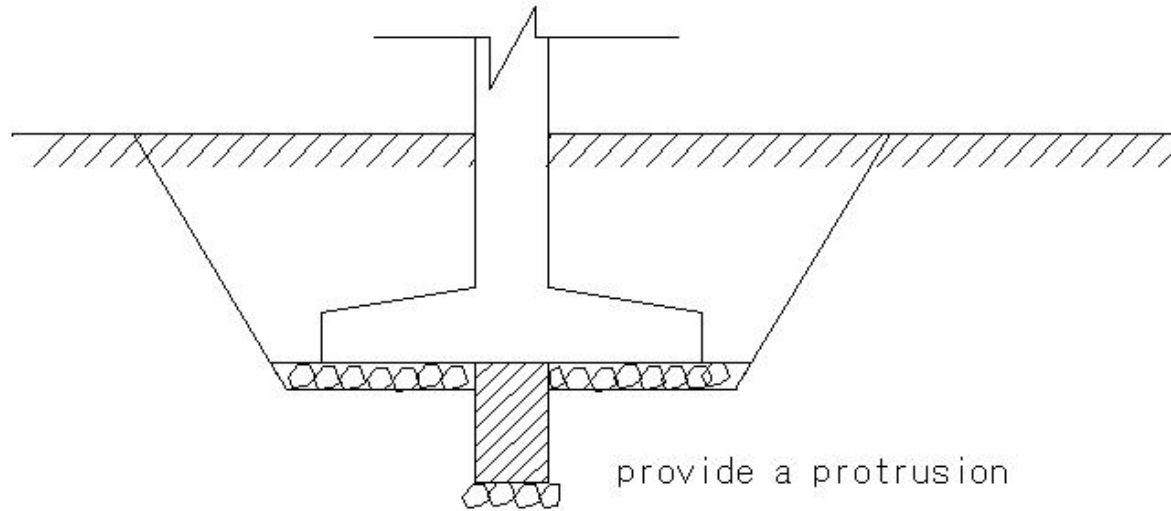


(F166)foundation work(direct foundation)

(F166) foundation work (direct foundation)

direct foundation

Falling/Settlement/Sliding - Safety

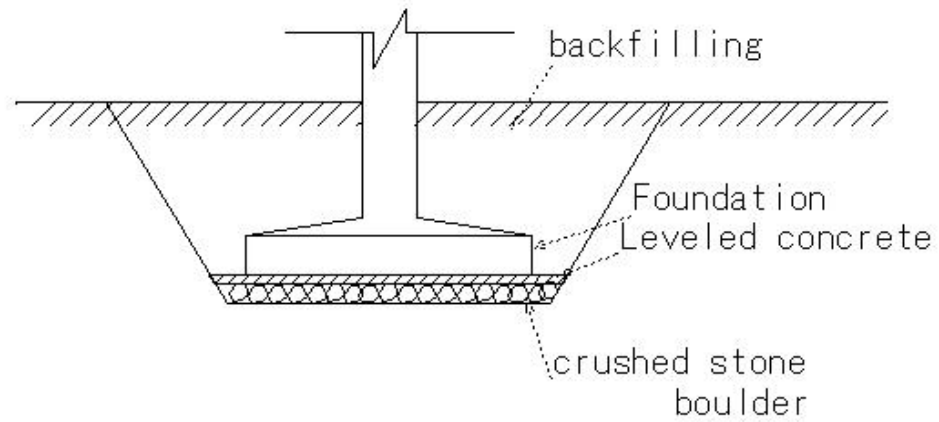


(F167) foundation work(direct foundation)

(F167) foundation work(direct foundation)

direct foundation

Foundation of sandy soil

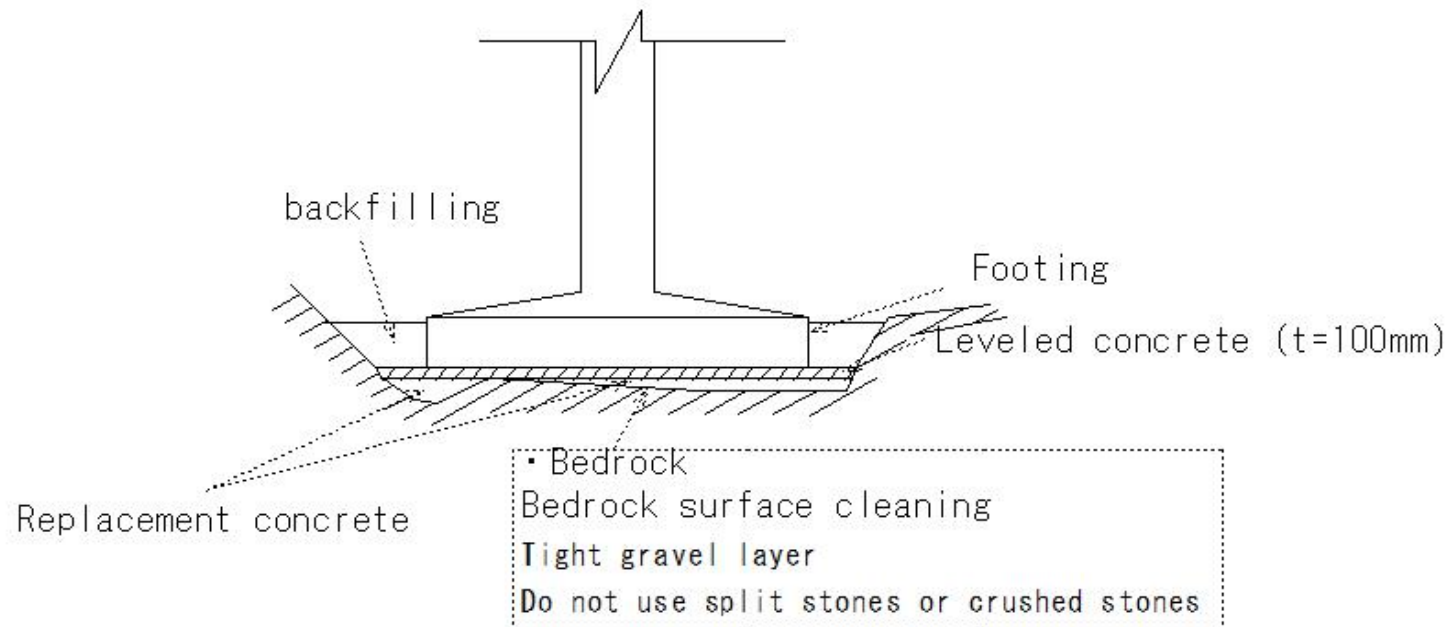


Foundation of sandy soil

(F168)foundation work(direct foundation)

(F168) foundation work(direct foundation)

direct foundation  
bedrock foundation



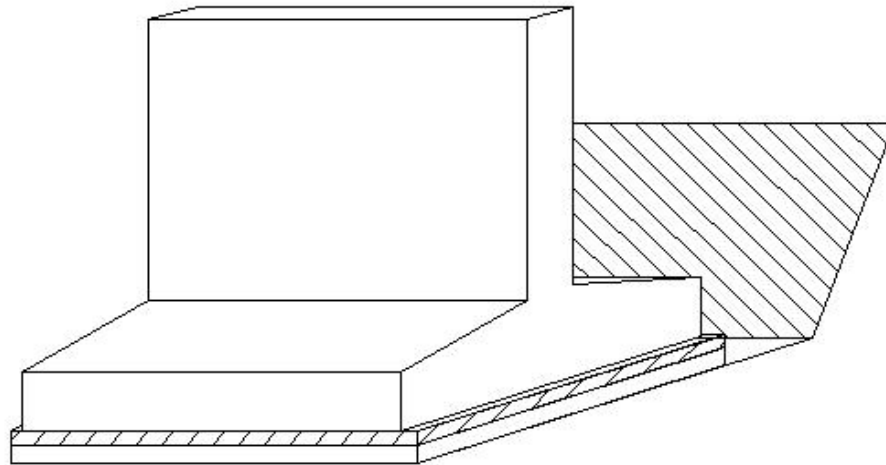
(F169)foundation work(direct foundation)

(F169) foundation work(direct foundation)

direct foundation

Features of direct foundation work

- ①Depth to supporting ground -5m  
Groundwater treatment - easy  
Supporting ground - shallow
- ②Supporting capacity judgment - easy
- ③Noise and vibration during construction - little  
Adjacent structures - Minor impact
- ④Work space during construction - small



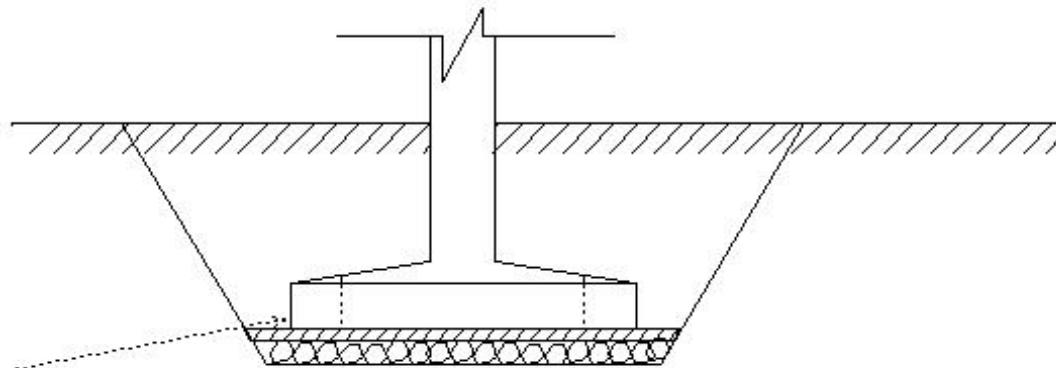
(F170)foundation work(direct foundation)

### (F170) foundation work(direct foundation)

direct foundation

Changing the size and depth of the direct foundation

Foundation of sandy soil



Insufficient support capacity  
Bottom area - Increase

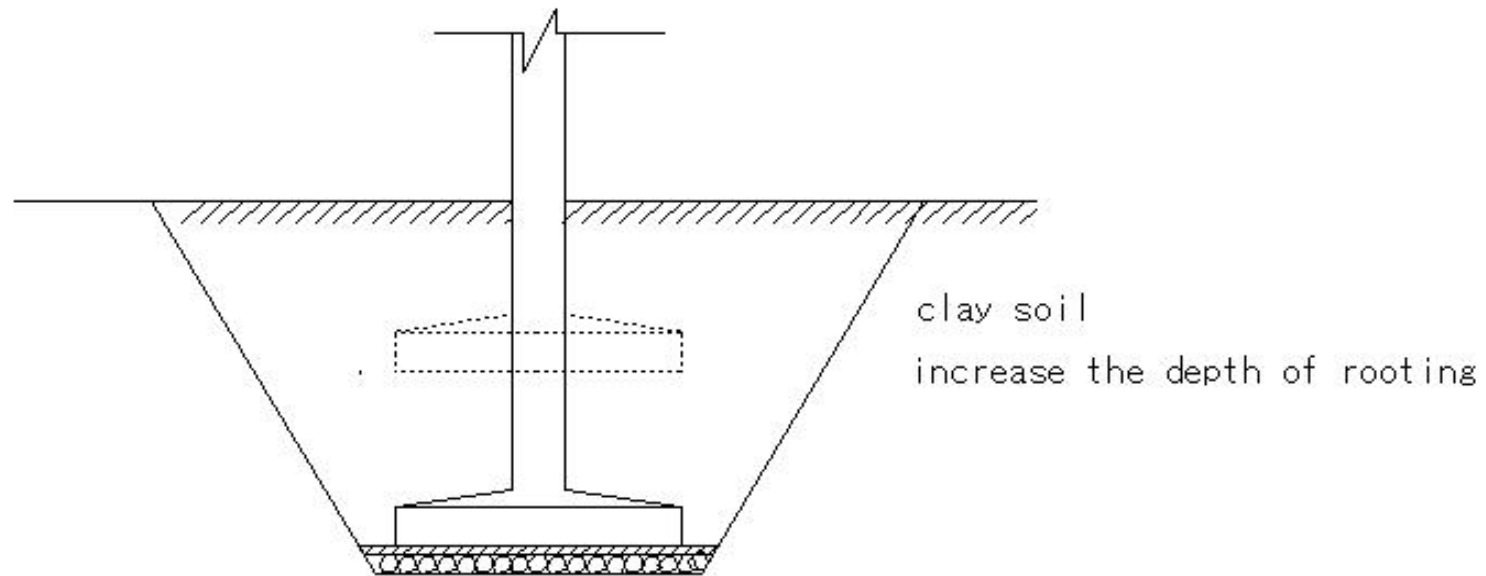
Foundation of sandy soil

(F171)foundation work(direct foundation)

(F171)foundation work(direct foundation)

direct foundation

Changing the size and depth of the direct foundation

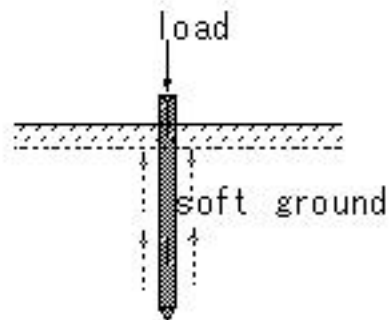


(F172)foundation work(pile foundation)

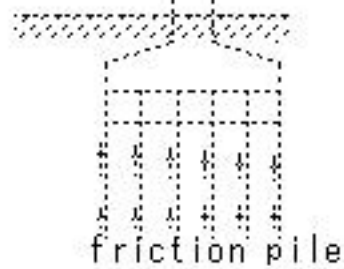
(F172)foundation work(pile foundation)

pile foundation

friction pile  
Supported by frictional force

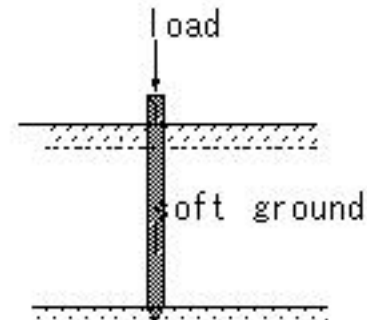


friction pile

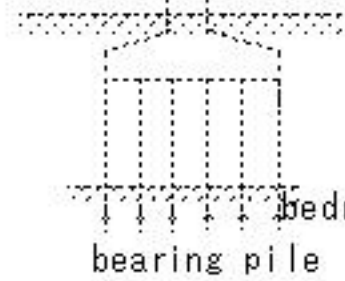


friction pile

support pile  
support layer



bearing pile



bearing pile



(F173)foundation work(pile foundation)

foundation work(pile foundation)

pile foundation

Pile foundation

Percussion method  
Vibration method  
Press-in method  
Jet method  
Pre-boring method  
Prefabricated pile method

Wooden stake  
RC pile (reinforced concrete pile)  
PC pile (prestressed concrete pile)  
Steel pile (H steel pile, steel pipe pile)

Cast-in-place piles

Drilling method

Mechanical excavation

Benoto pile  
Reverse construction method  
Earth drill method

Manual excavation-deep foundation method

Penetration method

Pedestal pile

Franky pile

(F174)foundation work(pile foundation)

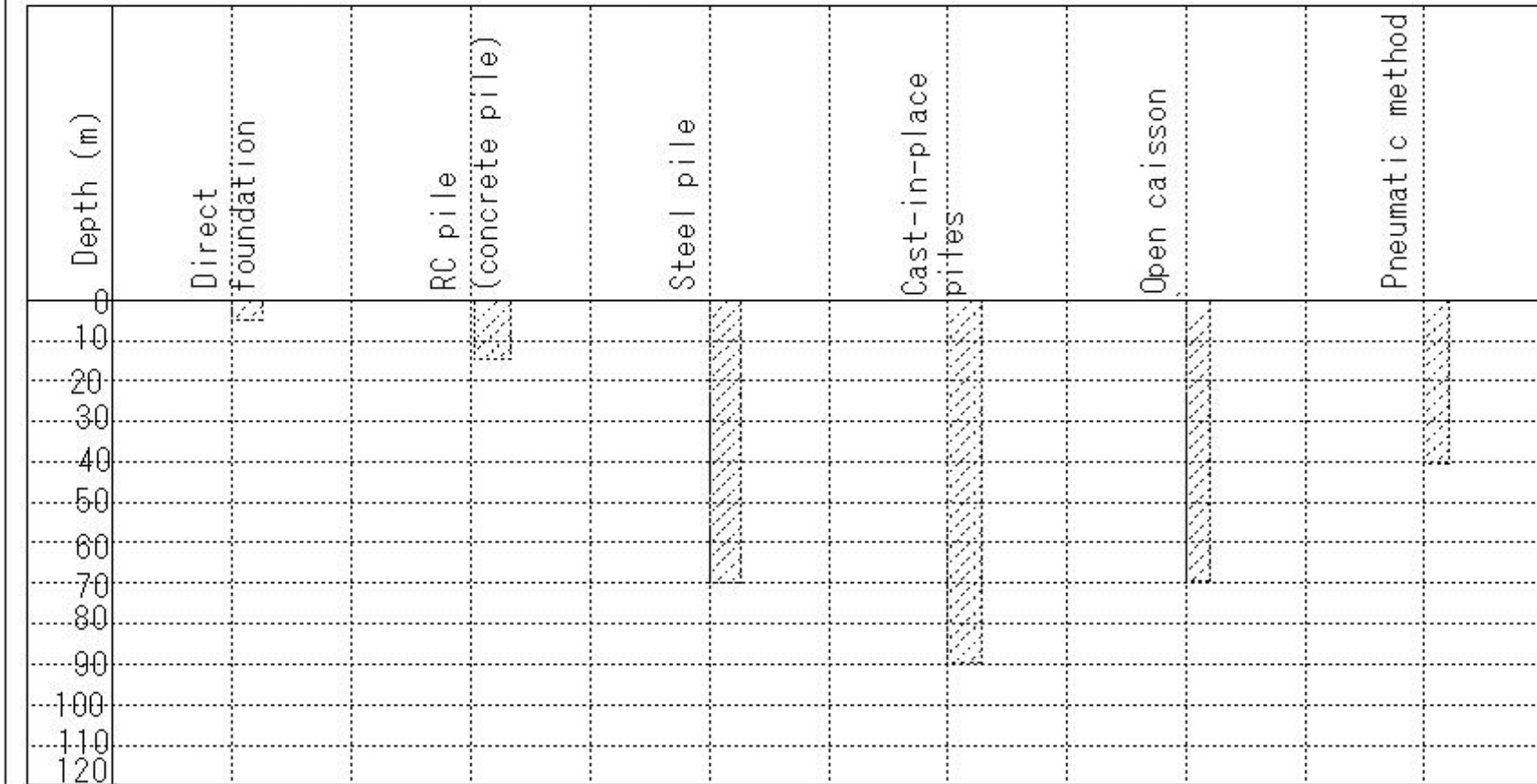
(F174)foundation work(pile foundation)

Pile and apply Type of pile (diameter cm)	Vertical allowable supporting force (kN/m2)	Standard length (m)	Application
RC pile (30)	196-294	6-7	Solid/hollow section
PC pile(40)	392-588	7-8	hollow section
H-shaped steel pile (width 30)	294	15-25	Both welded and rolled products
Steel pipe pile (50)	980-1176	20-30	Both welded and rolled products
Cast-in-place piles (100)	1960-2450	20-30	Use of various excavators

(F175)foundation work(pile foundation)

(F175) foundation work (pile foundation)

Construction depth by foundation type

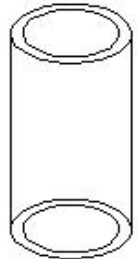


(F176) foundation work( ready-made piles)

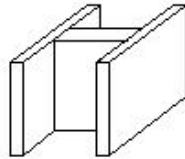
(F176) foundation work( ready-made piles)

ready-made piles

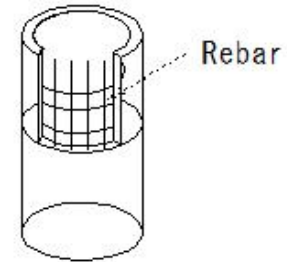
- ①RC pile, PC pile, H-shaped steel pile, steel pipe pile
- ②Noise/vibration construction pollution  
Urban - Difficult to construct
- ③No noise/vibration - press-in method/jet method



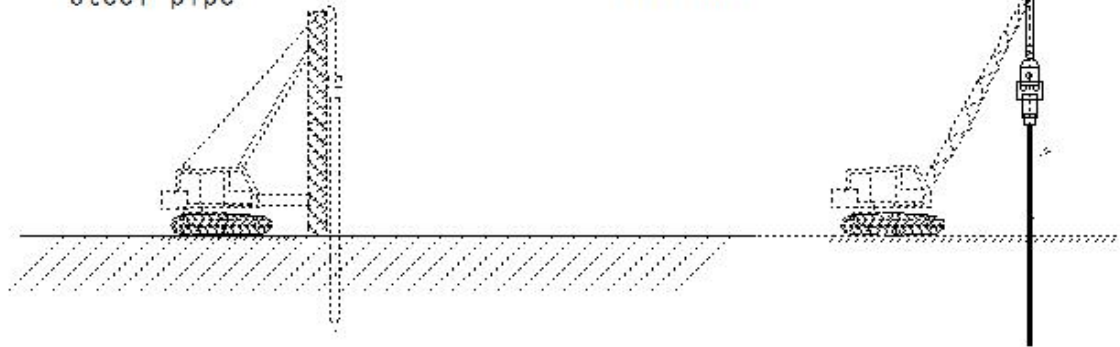
steel pipe



H steel



Rebar RC

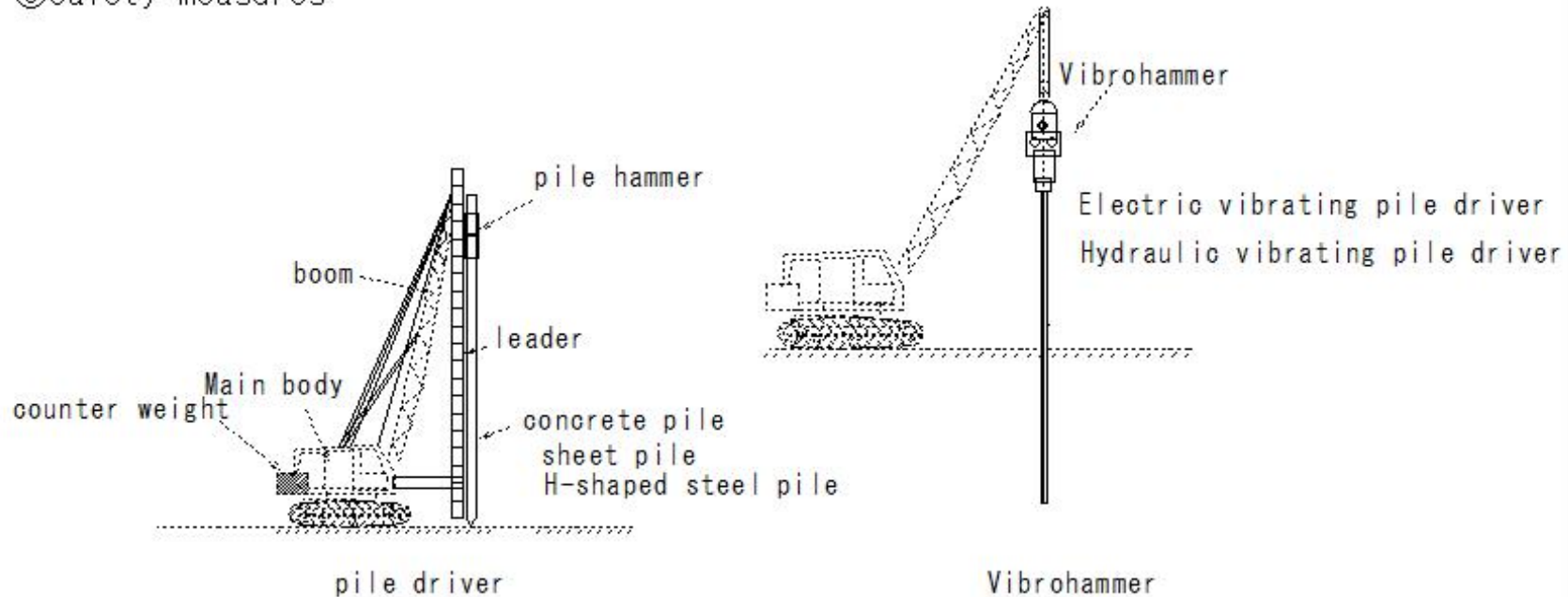


(F177) foundation work( ready-made piles)

(F177) foundation work( ready-made piles)

Features of ready-made piles

- ①Factory production, high quality
- ②Construction - Easy Construction speed - Fast
- ③Construction management - Easy Construction cost - Cheap
- ④Noise Control Act Pile driving work 85 dB or less
- ⑤Safety measures



(F178) foundation work (built-in construction method)

(F178) foundation work (built-in construction method)

Construction method of ready-made piles

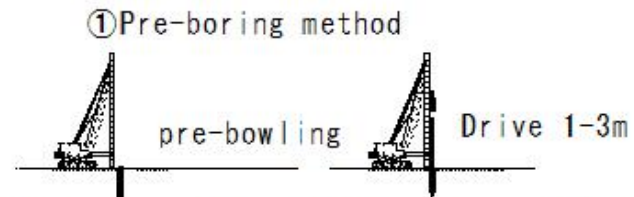
built-in construction method

Noise and vibration prevention

① Pre-boring method

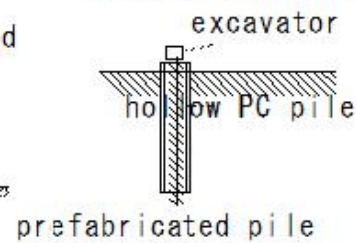
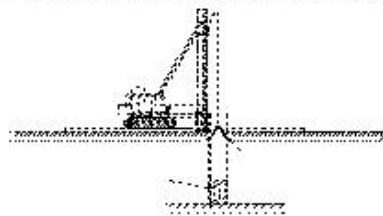
② Hollow excavation pile method

③ Jet method

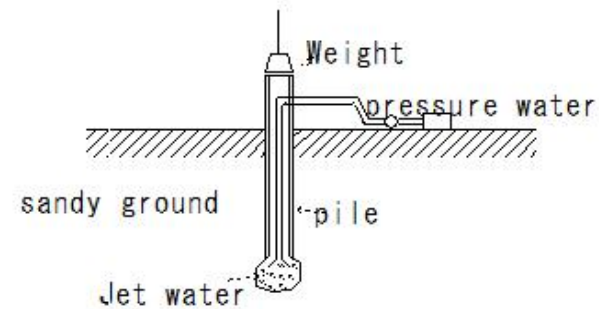


Dig the hole for the ready-made pile with an earth auger etc. Place concrete in case not pouring

② Hollow excavation pile method



③ Jet method

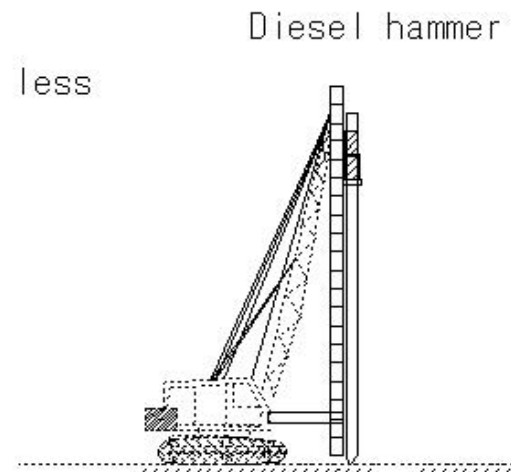


(F179) foundation work (Impact construction method for ready-made piles)

(F179) foundation work (Impact construction method for ready-made piles)

Impact construction method for ready-made piles

- ① Pile weight 1-3 times
- ② Fall height 2m or less
- ③ Pile driving from the center to the outside
- ④ Number of blows  
Steel pile 3000 times or less  
PC pile 2000 times or less  
RC pile or less 1000 times or less
- ⑤ Pile driving prevention  
Penetration amount per blow - 2mm or less



Driving ready-made piles

(F180) foundation work(diesel hammer)

(F180) foundation work(diesel hammer)

Impact construction method for ready-made piles

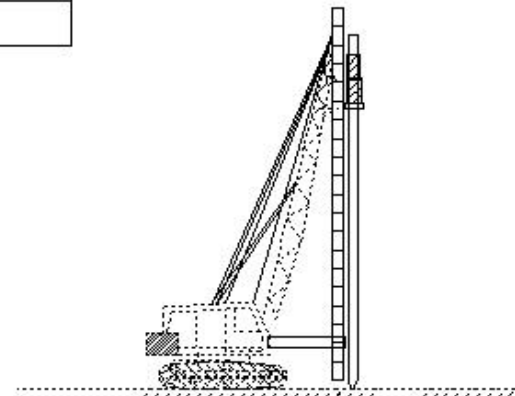
Driving method for ready-made piles

Impact construction method

- diesel hammer

• Construction method	Diesel engine - piston driving
• noise	big
• vibration	big
• Construction speed	fast
• advantages points	Low-fuel consumption
	Easy to operate
	Good mobility
• Disadvantages	Weak layer - does not start

Diesel hammer





## (F181)foundation work(steam hammer)

steam hammer

Impact construction method for ready-made piles

Driving method for ready-made piles

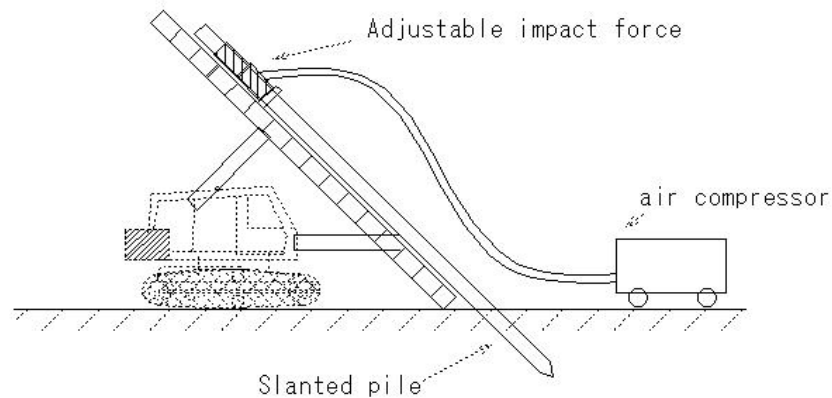
Impact construction method

steam hammer

· Construction method	Steam pressure - piston - driving
· noise	big
· vibration	big
· Construction speed	fast
· Strong Points	Impact force - adjustable
· Disadvantages	Fire/soot

Steam hammer/air hammer

- Equipment - large scale
- Many piles
- Slanted piles can be driven underwater



## (F182) foundation work(drop hammer)

foundation work(drop hammer)

impact construction method for ready-made piles

Driving method for ready-made piles

Impact construction method

drop hammer

• Construction method	Hammer Gravity Fall - Driving
• noise	big
• vibration	few
• Construction speed	slow
• Strong Points	Fewer breakdowns
• Disadvantages	prone to eccentricity

## (F182) foundation work(drop hammer)

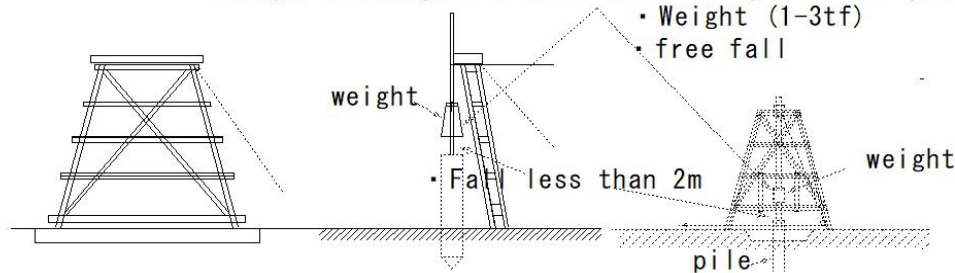
pile foundation

Driving ready-made piles

Drop hammer

- Small cross section pile
- Equipment - Easy
- Easy to eccentricity

- Pile head: Damage prevention
- Weight of weight: 1-3 times the weight of the pile
  - Weight (1-3tf)
  - free fall



## (F183) foundation work(vibration method)

foundation work(vibration method)

Impact construction method for ready-made piles

Driving method for ready-made piles

vibration method

• Construction method	vibro hammer
• noise	small
• vibration	big
• Construction speed	usually
• Strong Points	Suitable for soft ground
• Disadvantages	Electrical equipment – required

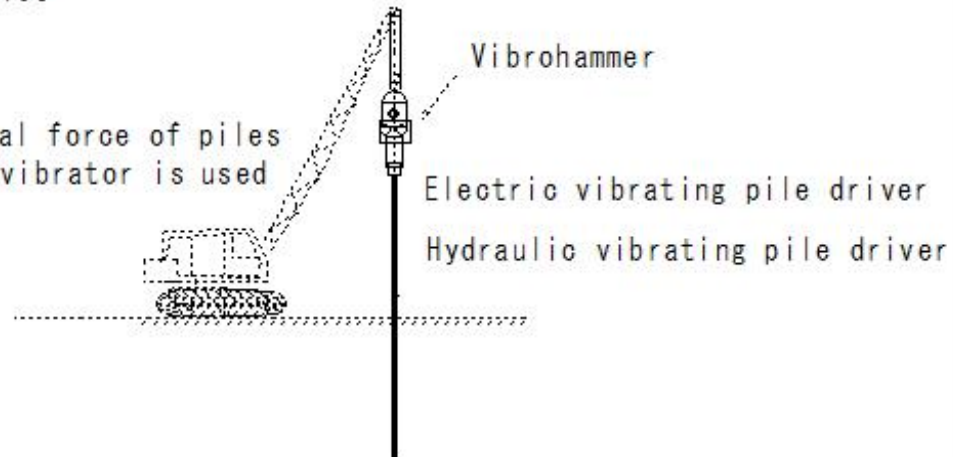
## (F183) foundation work(vibration method)

pile foundation

Driving ready-made piles

④Vibro hammer

- Strong vibration
- Good for soft ground
- Decrease in frictional force of piles
  - High frequency vibrator is used



## (F184)foundation work(Press-in method)

(F184)foundation work(Press-in method)

Impact construction method for ready-made piles

Driving method for ready-made piles

Press-in method

· Construction method	hydraulic jack
·noise	none
·vibration	none
· Construction speed	usually
·Strong Points	For both driving and pulling
· Disadvantages	Use only straight sections

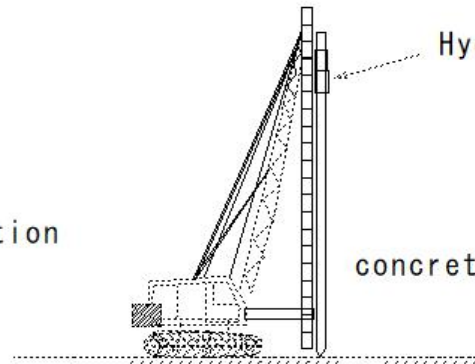
## (F184) foundation work (Press-in method)

pile foundation

Pollution measures for ready-made piles

Hydraulic hammer press-in method

No vibration  
No noise



Hydraulic-Pile-Press Fit

concrete pile

## (F185) foundation work(Jet method: injection)

foundation work(Jet method: injection)

Impact construction method for ready-made piles

Driving method for ready-made piles

Jet method: injection

• Construction method	Excavation by jet stream
• noise	none
• vibration	none
• Construction speed	usually
• Strong Points	For both driving and pulling
• Disadvantages	Water equipment - required

## (F185) foundation work (Jet method: injection)

pile foundation

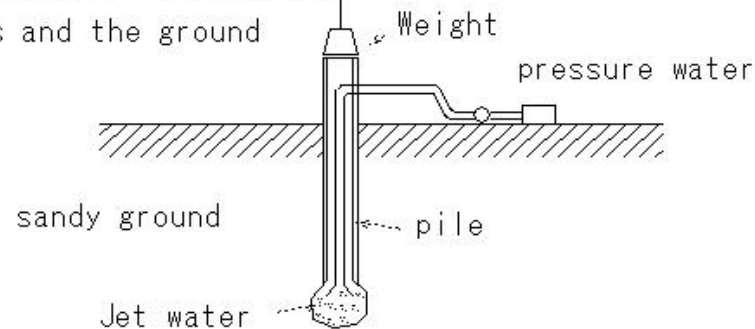
Pollution measures for ready-made piles

Jet method

Sand ground - High pressure water - Injection - Excavation

Eliminate friction between piles and the ground

Pile-press fit



## (F186)foundation work(On-site jointing of ready-made piles - Pile cap treatment)

(F186)foundation work(On-site jointing of ready-made piles - Pile cap treatment)

On-site jointing of ready-made piles - Pile cap treatment

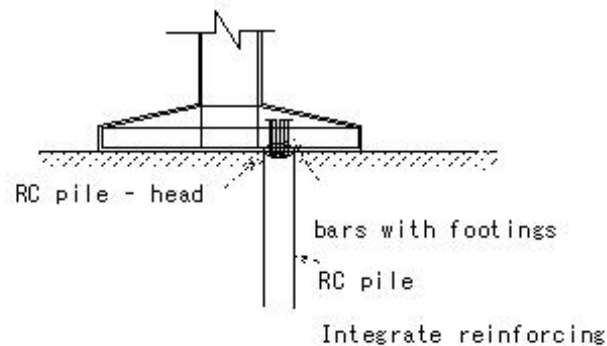
①RC pile-head-destruction

Integration of footing reinforcing bars

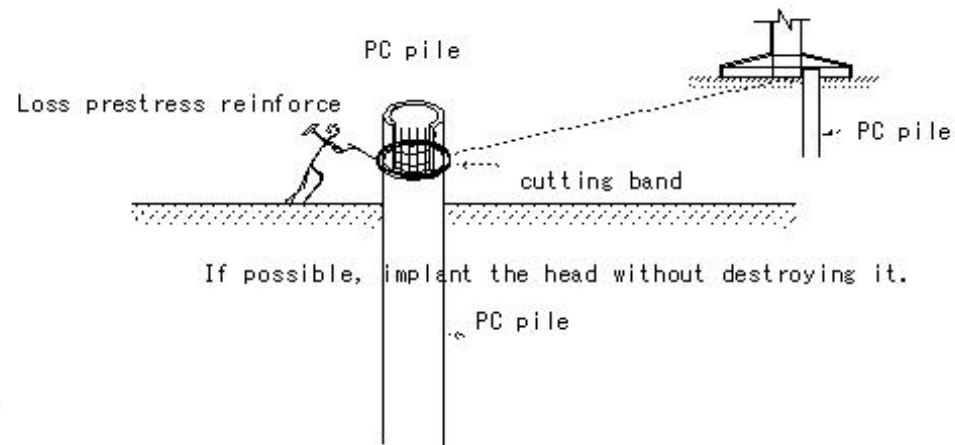
Rebar and welding integrated with footing

②PC pile - reinforcement

pile foundation  
Treatment of pile head



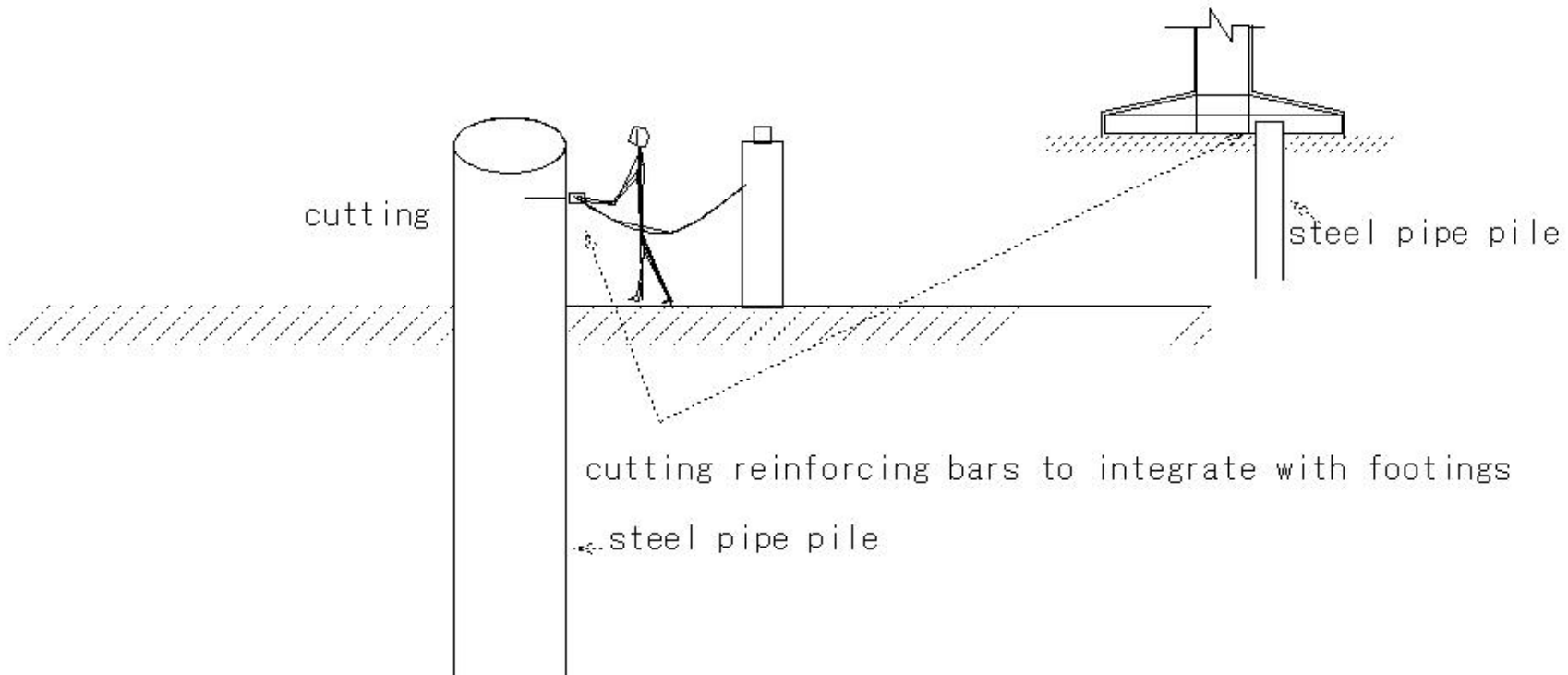
pile foundation  
Treatment of pile head



(F187)foundation work(Steel pipe pile-cap treatment)

(F187) foundation work(Steel pipe pile-cap treatment)

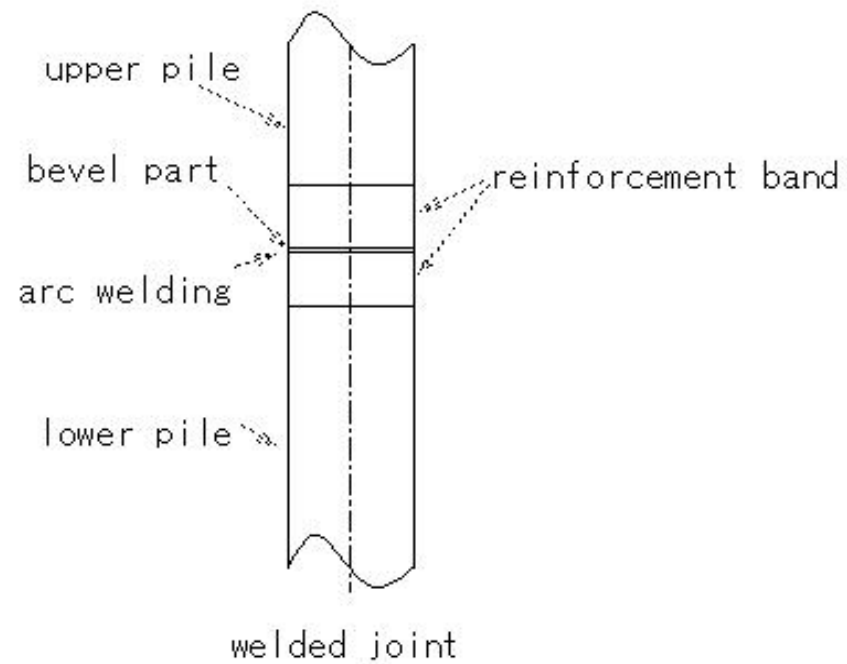
On-site jointing of ready-made piles - Pile cap treatment  
Steel pipe pile - separation - integration with footing  
steel pipe pile head



(F188) On-site joints for ready-made piles (RC pile) - Pile joints

(F188) On-site joints for ready-made piles (RC pile) - Pile joints

On-site joints for ready-made piles (RC pile) - Pile joints





(F189)cast-in-place pile(Benoto method: All casing method)

(F189) cast-in-place pile(Benoto method: All casing method)

cast-in-place pile

Benoto method: All casing method

All-casing method  
Benoto method

Benoto method

- France: Benoto - Developed

Benoto machine

- Steel tube: casing tube

- Fine sand layer containing water  
5m below the groundwater level  
construction impossible

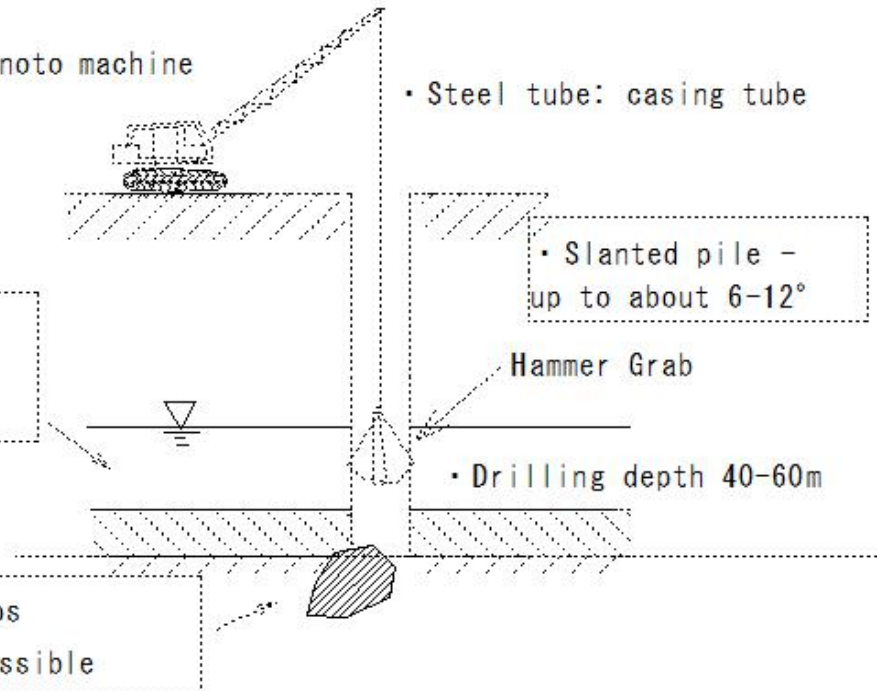
- Slanted pile -  
up to about 6-12°

Hammer Grab

- Drilling depth 40-60m

big "rolling stone"

- Large boulders and wood chips  
construction impossible



(F190)cast-in-place pile(Earth drill method)

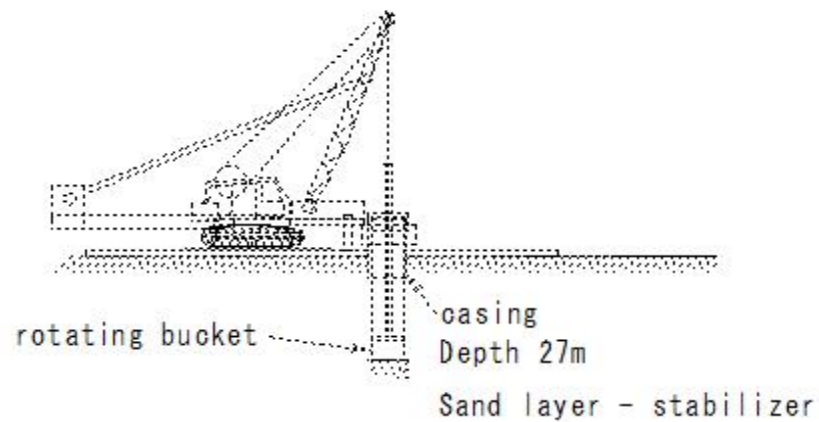
(F190)cast-in-place pile(Earth drill method)

cast-in-place pile  
Earth drill method

Earth drill method

- Rotating bucket - excavation
- Construction speed - fast
- Low cost
- Drilling depth - 27m
- Suitable for clay layer
- Weak sandy ground - bentonite solution (stabilizing liquid)

Earth drill method



(F191) cast-in-place pile (Reverse construction method)

(F191) cast-in-place pile (Reverse construction method)

cast-in-place pile

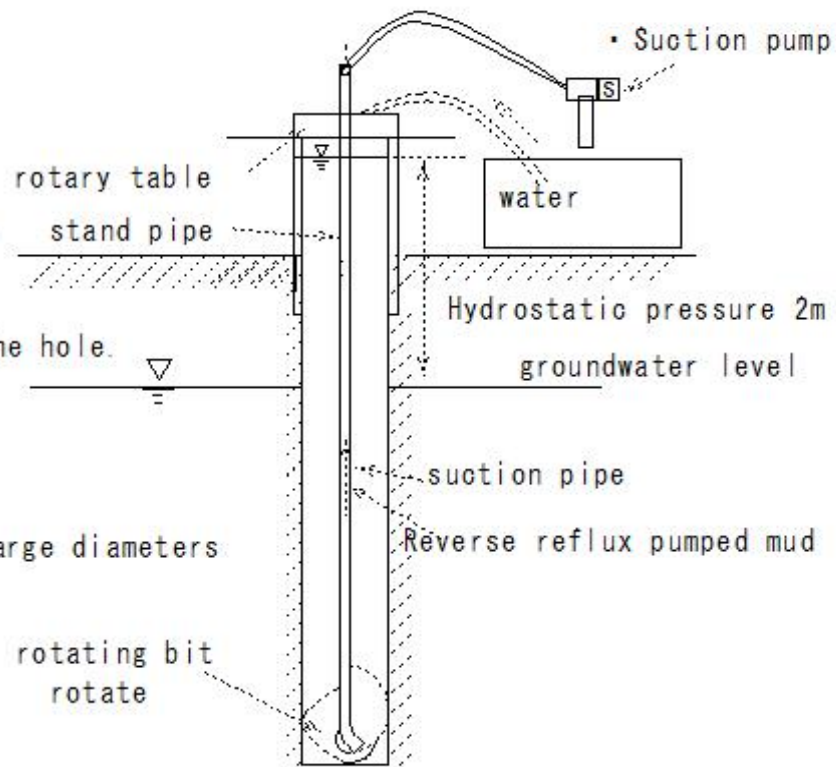
Reverse method

Reverse circulation method

- Big pile driving
- Continuous drilling
- Large boulders, pressurized water, underground water - construction difficult
- Water construction possible
- The water level inside the hole is 2m higher than the water level outside the hole.

- Good for long and large diameters

rotating bit



(F192)cast-in-place pile(Deep foundation method)

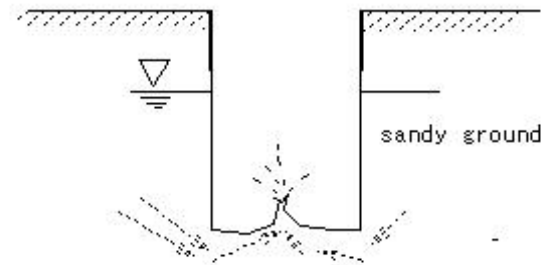
(F192) cast-in-place pile (Deep foundation method)

cast-in-place pile

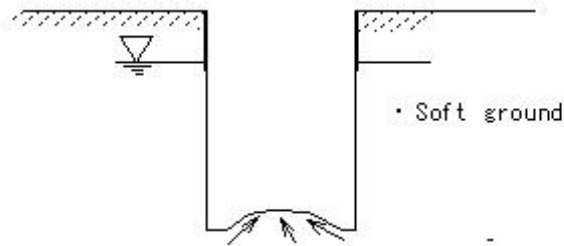
Deep foundation method

Deep foundation construction method

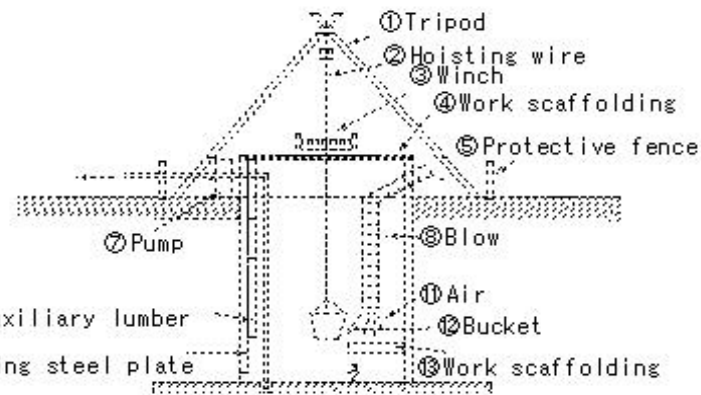
- Manual excavation
- Groundwater exclusion
- Possible to blast leaves of rolling stones
- Drainage construction - boiling and heaving
- Confirmation of soil bearing capacity - easy



underground water route  
Boiling



• Water pressure - ground - push up  
• Heaving

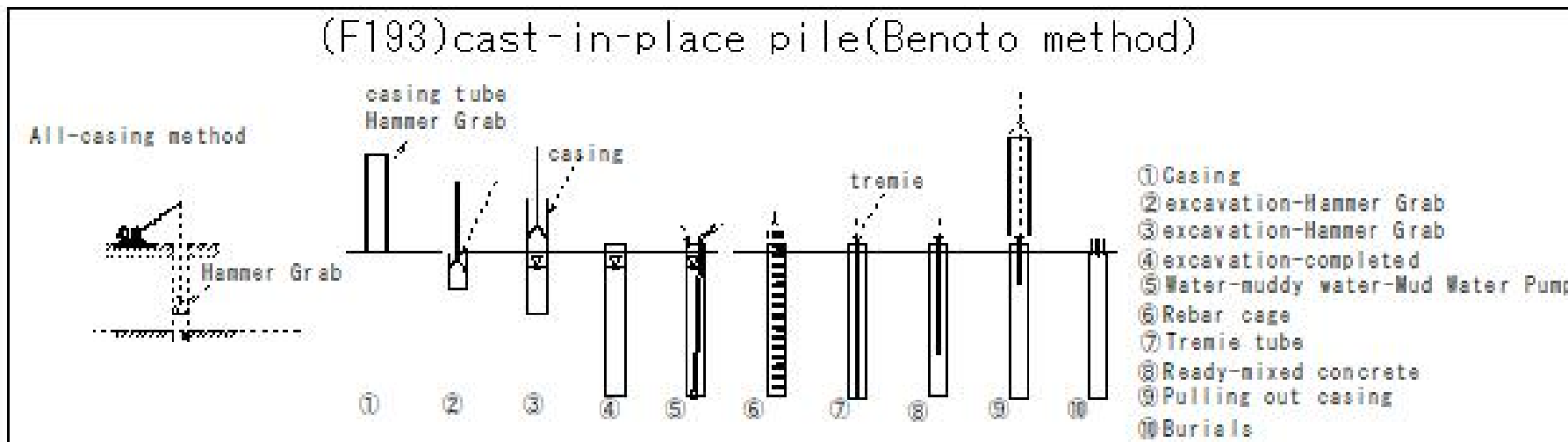


### (F193)cast-in-place pile(Benoto method)

cast-in-place pile(Benoto method)

cast-in-place pile	cast-in-place pile	mechanical drilling	Benoto method
construction method	hammer grab	bucket	
Excavation method	casing tube		
hole wall retention	80-200cm		
Pile diameter	About 40m		
Depth: limit			
Soil conditions			
Clay/silt layer	○		
sand layer	△		
Gravel/rock layer	△		
cobblestone layer	△		
soft rock	x		

### (F193)cast-in-place pile(Benoto method)

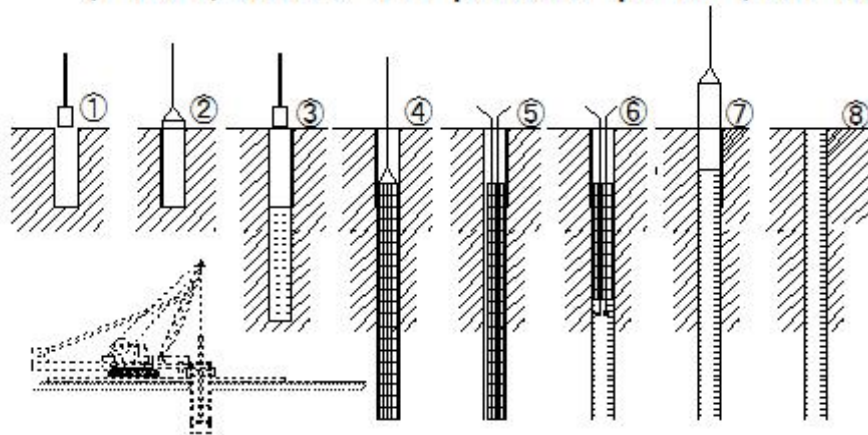


## (F194)cast-in-place pile(Earth drill method)

### cast-in-place pile(Earth drill method)

cast-in-place pile	cast-in-place pile
construction method	construction method mechanical drilling Earth drill method
Excavation method	rotating bucket
hole wall retention	Bare digging/mud water pressure
Pile diameter	80-120cm
Depth: limit	About 60m
Soil conditions	
Clay/silt layer	○
sand layer	△
Gravel/rock layer	△
cobblestone layer	x
soft rock	x

## (F194) cast-in-place pile (Earth drill method)

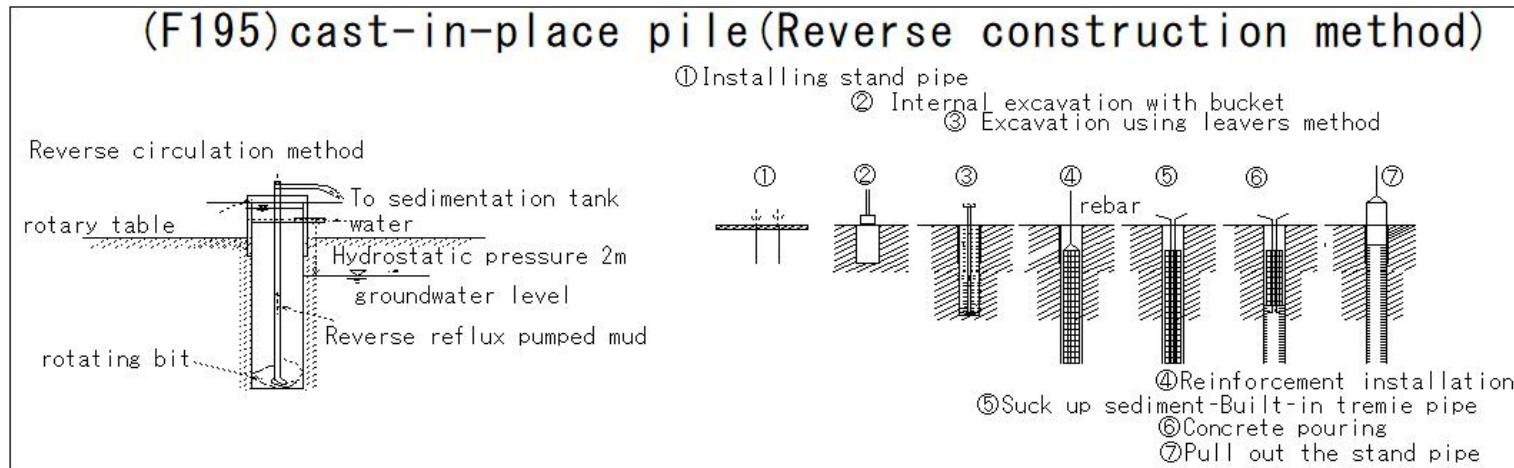


- ① Drilling
- ② Casing tube insertion
- ③ Bentonite solution - injection
- ④ Erection of rebar
- ⑤ Built-in tremie tube rebar
- ⑥ Ready-mixed concrete pouring
- ⑦ Casing tube pull-out
- ⑧ Sediment reburials

## (F195)cast-in-place pile(Reverse construction method)

(F195)cast-in-place pile(Reverse construction method)

cast-in-place pile	cast-in-place pile
construction method	construction method
	mechanical drilling
	Reverse construction method
Excavation method	rotating bit
hole wall retention	hydrostatic pressure
Pile diameter	80-200cm
Depth: limit	Approximately 27m, no slam
Soil conditions	
Clay/silt layer	○
sand layer	○
Gravel/rock layer	△
cobblestone layer	△
soft rock	×

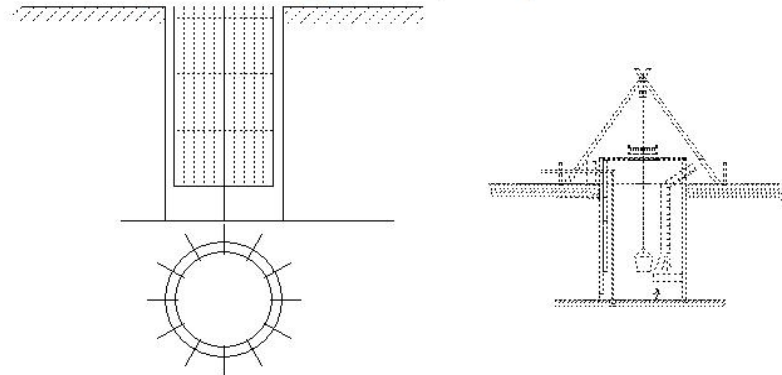


(F196)cast-in-place pile(Deep foundation method)

(F196)cast-in-place pile(Deep foundation method)

cast-in-place pile construction method	cast-in-place pile construction method manual excavation Deep foundation method
Excavation method hole wall retention	manual excavation Special mountain retaining steel plate
Pile diameter	140-300cm
Depth: limit	About 30m
Soil conditions	
Clay/silt layer	○
sand layer	○
Gravel/rock layer	○
cobblestone layer	○
soft rock	x

(F196) cast-in-place pile (Deep foundation method)





(F197)cast-in-place pile

(F197) cast-in-place pile

pile foundation

Construction management of cast-in-place piles

① Construction of Benoto piles

① Insert reinforcing bar cage

Groundwater  
casing

② Underwater concrete placement (slump 17cm,  
cement amount 370kgf/m<sup>3</sup> or more)

tremie tube is flanged and watertight.  
Raise the casing approximately 2m  
to protect the hole wall  
Insert about 2 m on top of concrete

③ Slime (cutting residue) Mixed with muddy water  
concrete curing

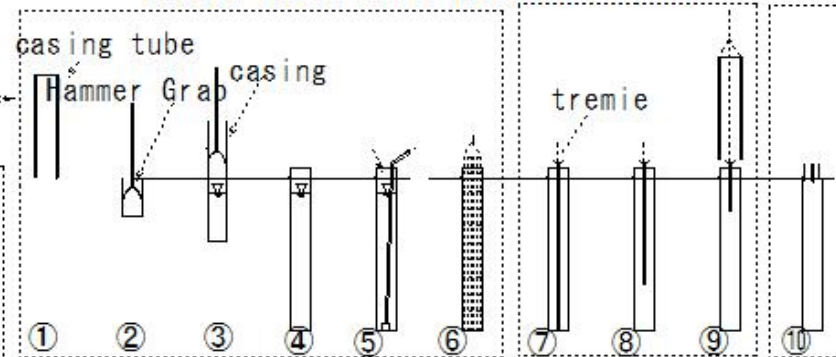
Must not be harmful due to temperature, load, shock, etc.

• Pile head

Add about 0.5m extra

there is muddy water, it is about 1m

Benoto Earth Drill Reverse Method



(F198)cast-in-place pile(open caisson foundation)

(F198) cast-in-place pile (open caisson foundation)

Cast-in-place piles - construction

open caisson foundation

① Lower end of the caisson: Installation of the cutting edge hardware

Rebar formwork

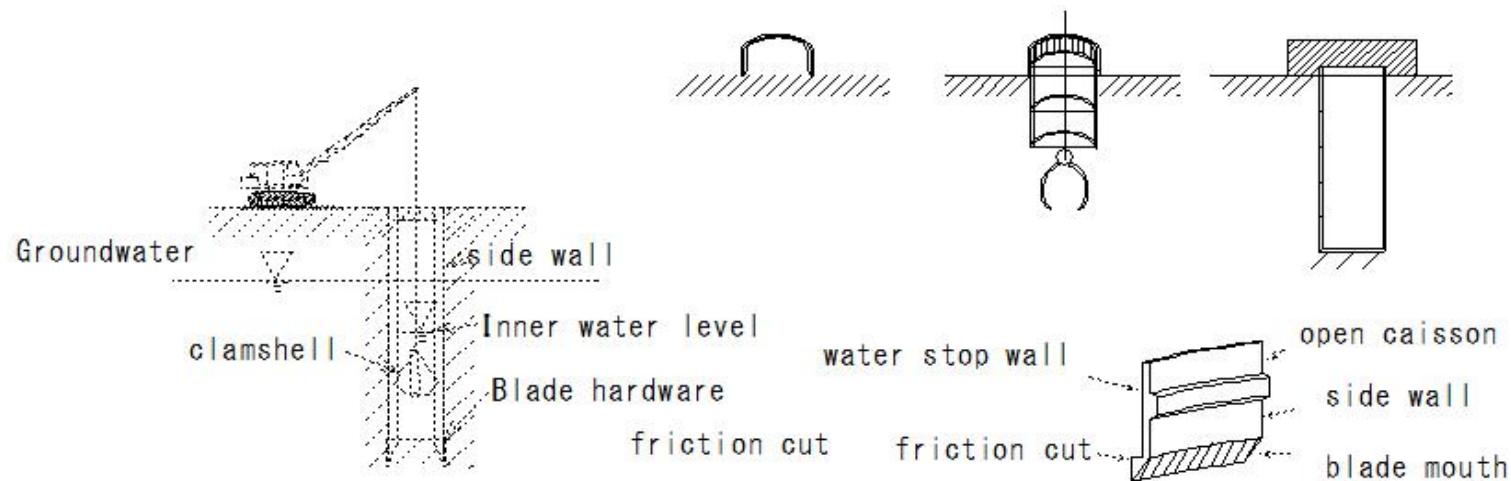
② Concrete placement

After curing - formwork - removal

③ Ground excavation - caisson sinking

④ Low concrete pouring

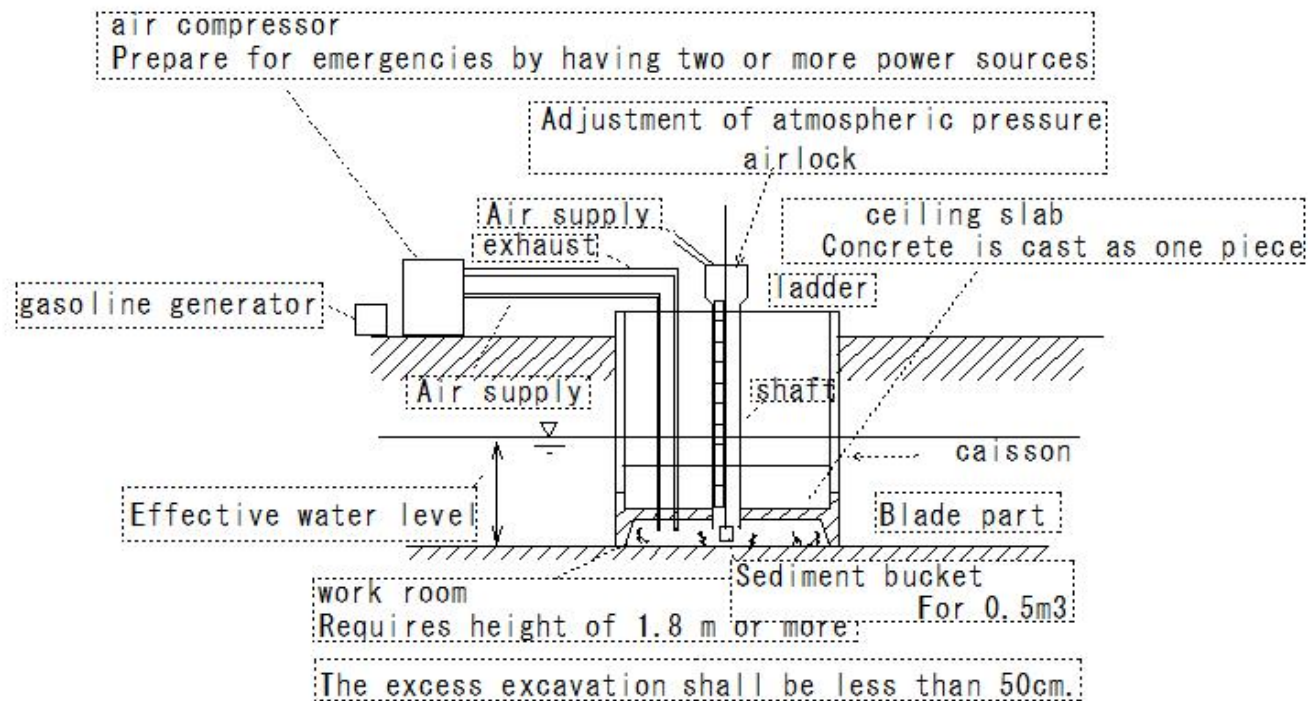
⑤ Caisson - Filling - Lid concrete: Superstructure construction



(F199) cast-in-place pile (Pneumatic caisson)

(F199) cast-in-place pile (Pneumatic caisson)

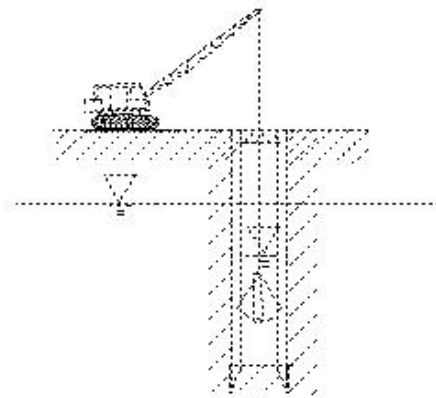
Cast-in-place piles - construction  
Pneumatic caisson



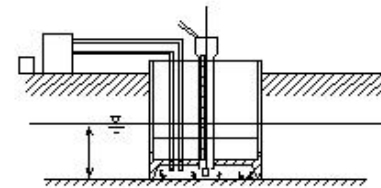
(F200)cast-in-place pile

(F200) cast-in-place pile

Cast-in-place piles - construction		
	open caisson foundation	pneumatic caisson
temporary equipment	easy	Complex: Expensive
Pollution	no problem	noise
Surrounding ground	Groundwater - decline	Surrounding ground - no impact
	Loosen the surrounding ground	
Construction	Depth - 60m	Depth -40m



open caisson foundation

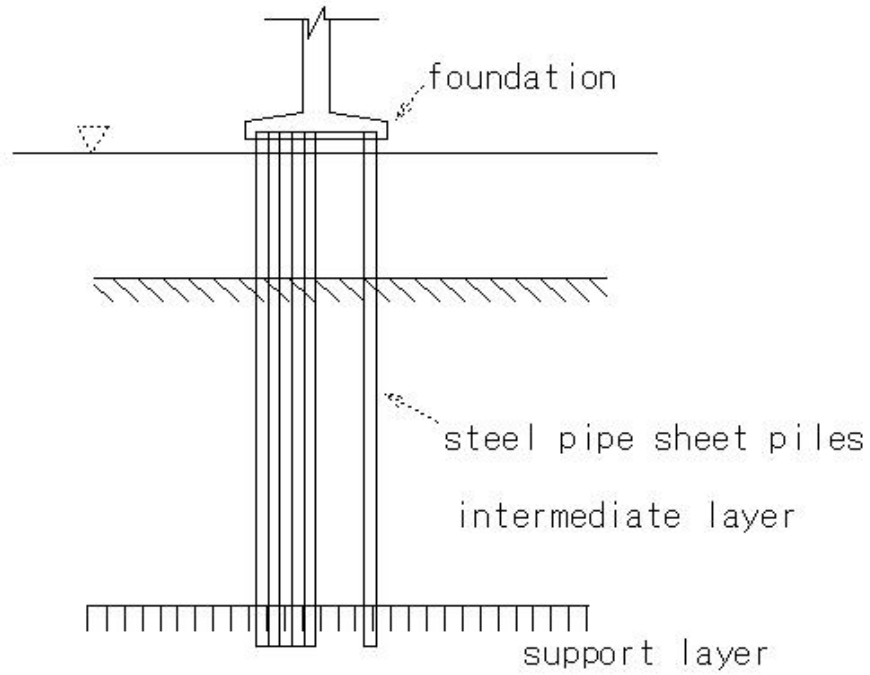


pneumatic caisson

(F201)Sheet pile type foundation work

(F201)Sheet pile type foundation work

cast-in-place pile(Sheet pile type foundation work)

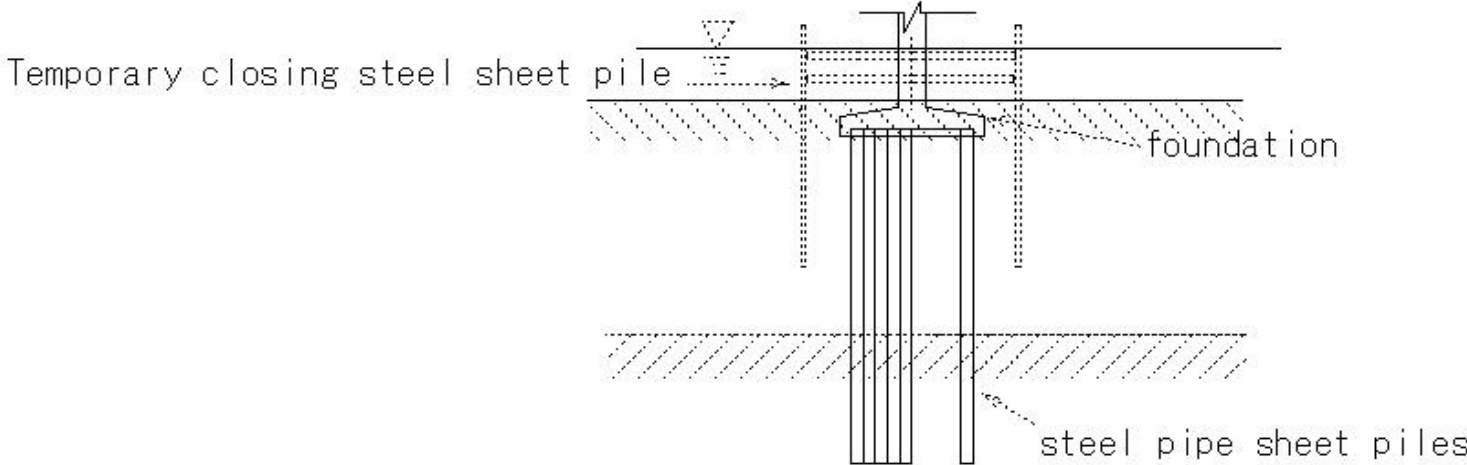


Rising method  
Sheet pile type foundation work

(F202)Sheet pile type foundation work(closing steel sheet pile method)

(F202)Sheet pile type foundation work(closing steel sheet pile method)

Sheet pile type foundation work  
closing steel sheet pile method



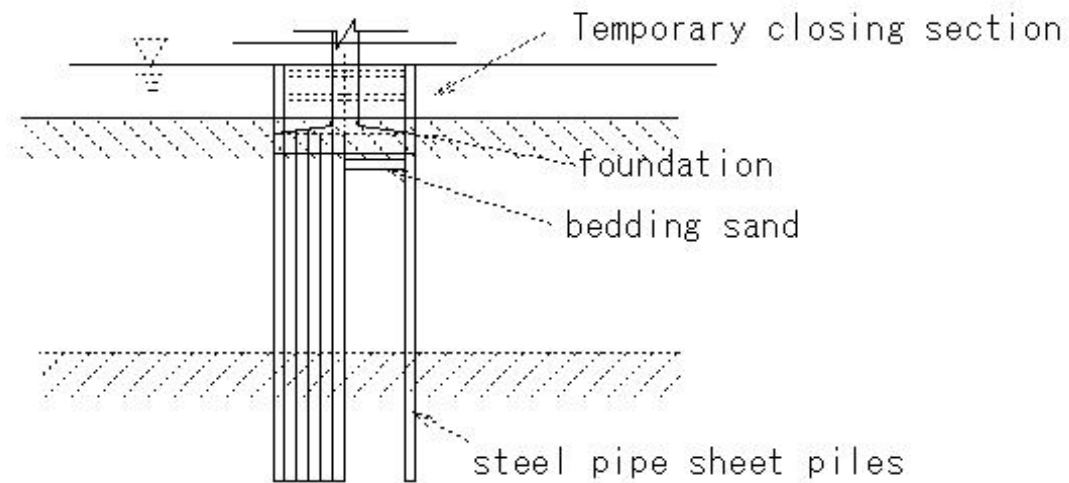
closing steel sheet pile method

Sheet pile type foundation work

(F203)Sheet pile type foundation work(Temporary closing steel sheet pile method)

(F203)Sheet pile type foundation work(Temporary closing steel sheet pile method)

Sheet pile type foundation work  
Temporary closing method



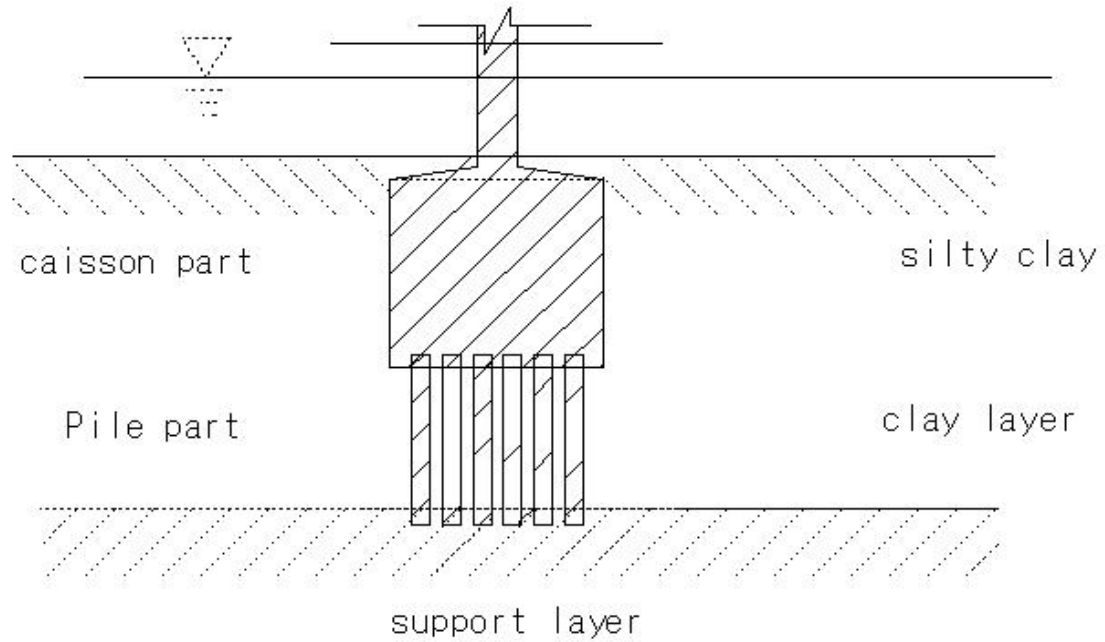
Temporary closing method

Sheet pile type foundation work

(F204)Caisson foundation with legs

(F204) Caisson foundation with legs

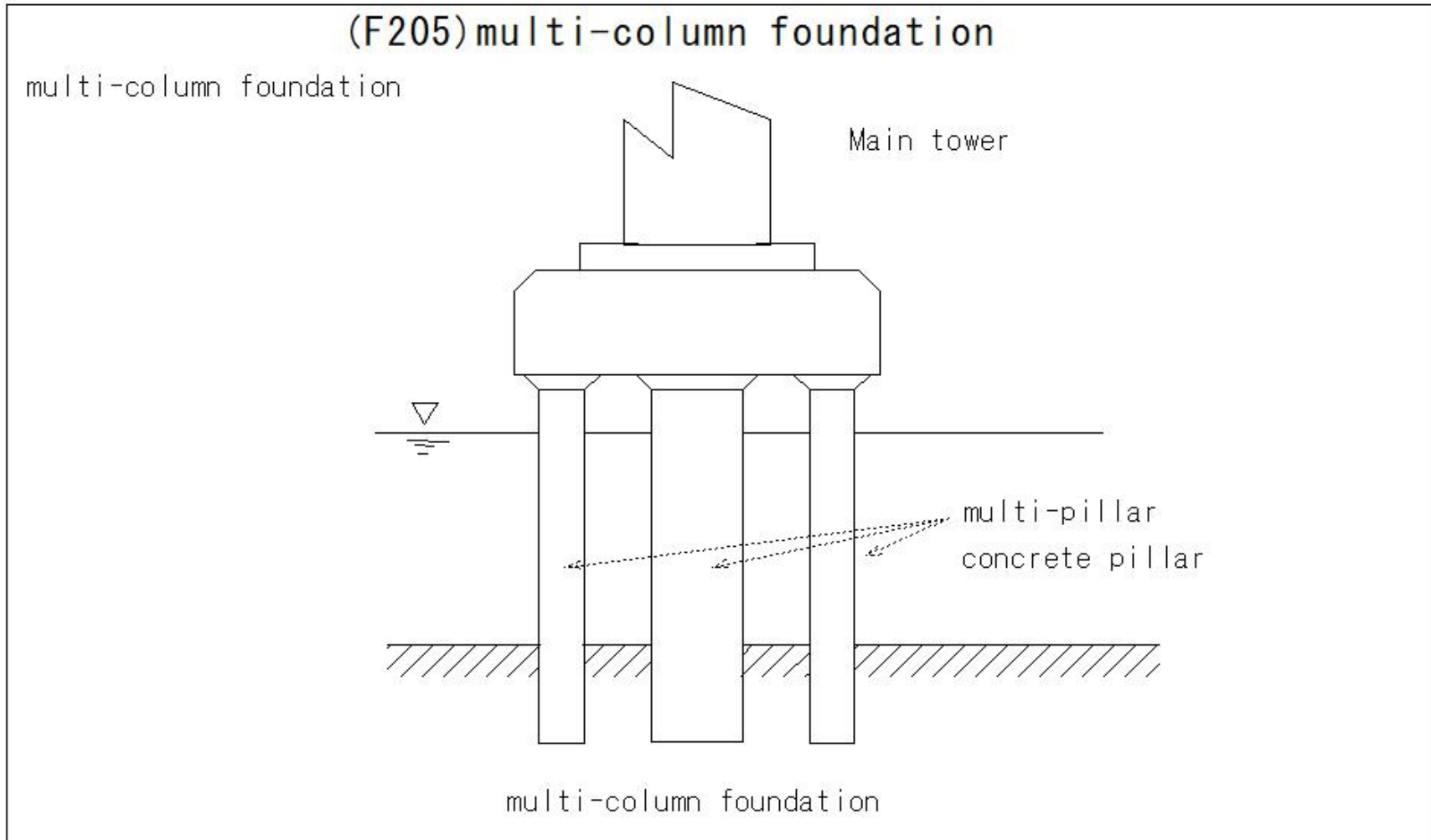
Caisson foundation with legs



Caisson foundation with legs



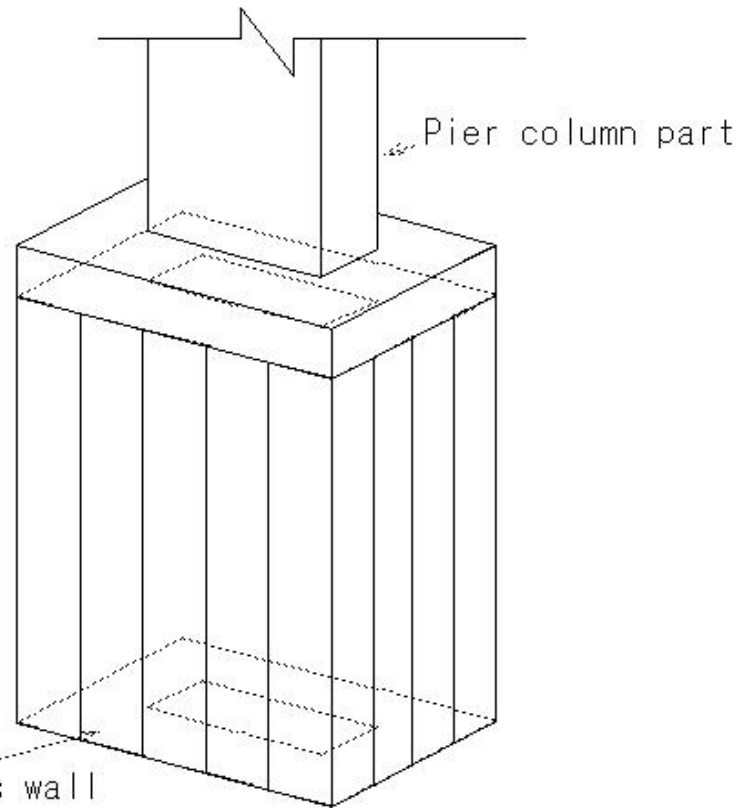
(F205)multi-column foundation



(F206)Underground continuous wall foundation

(F206)Underground continuous wall foundation

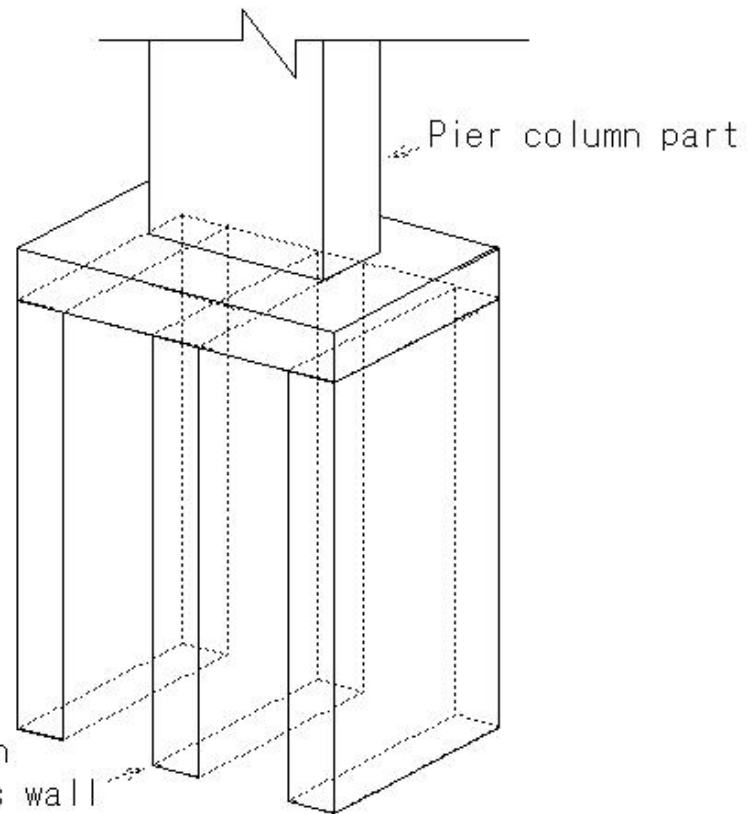
Underground continuous wall foundation  
well type foundation



(F207)Underground continuous wall foundation

(F207)Underground continuous wall foundation

Underground continuous wall foundation  
wall type foundation

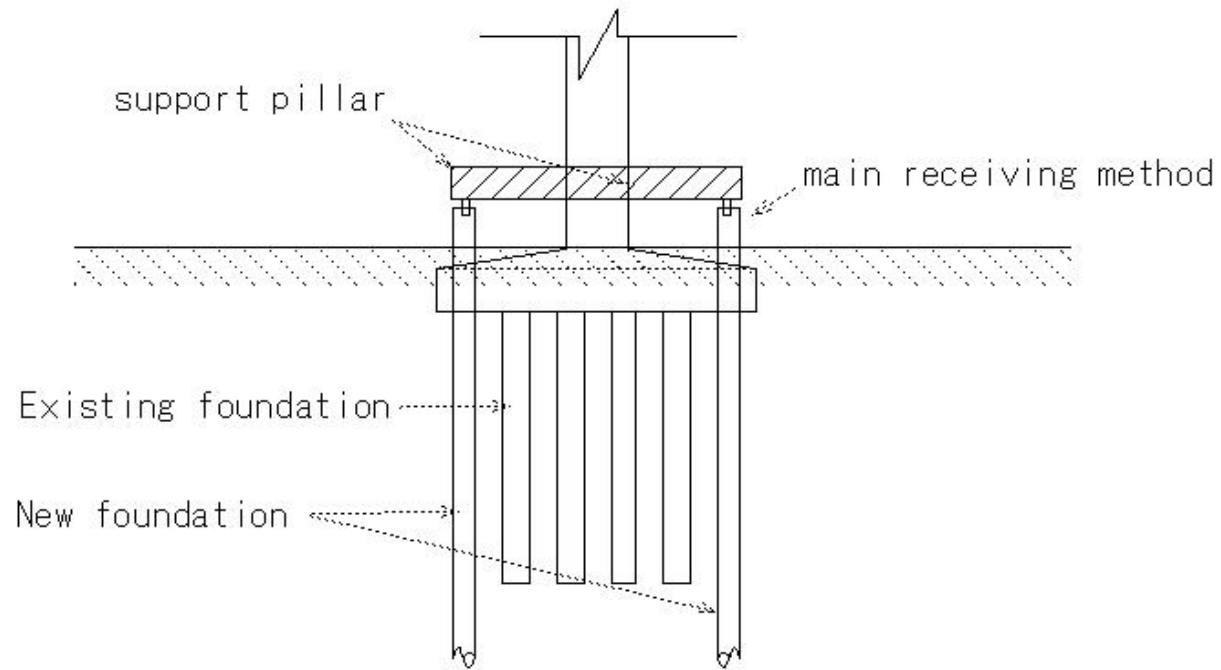


(F208)Underpinning method

(F208)Underpinning method

Underpinning method

Column construction method

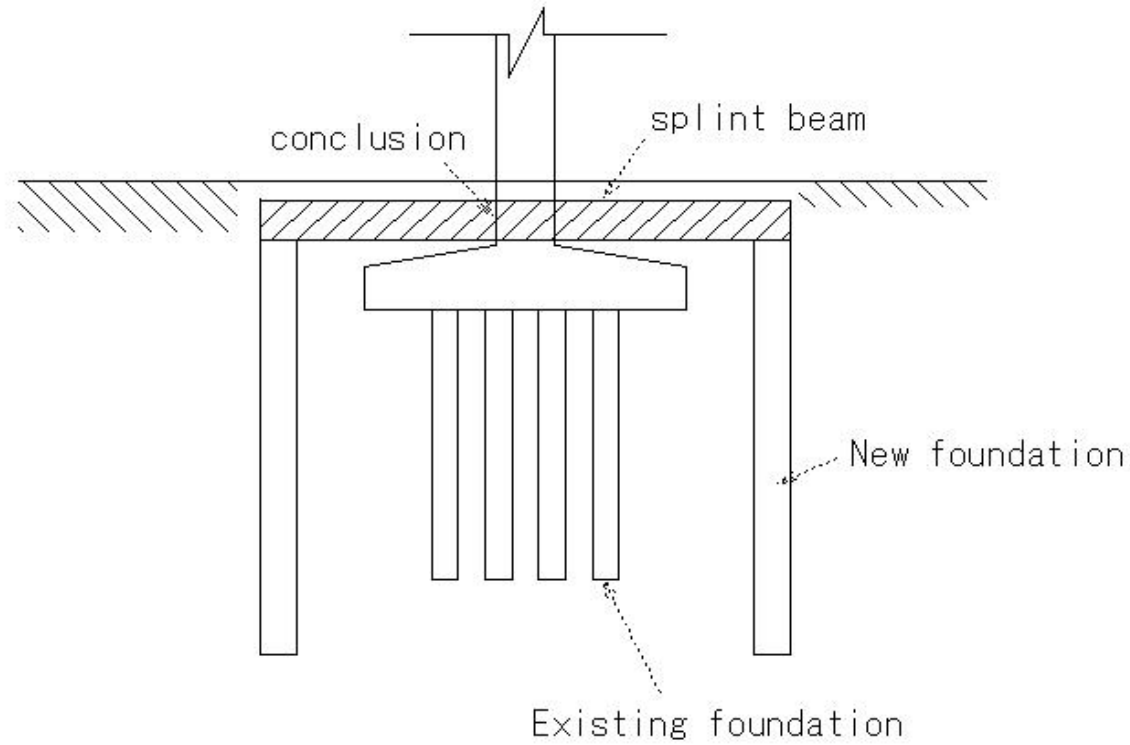


Column construction method

(F209) Underpinning method

(F209) Underpinning method

Underpinning method  
splint beam method

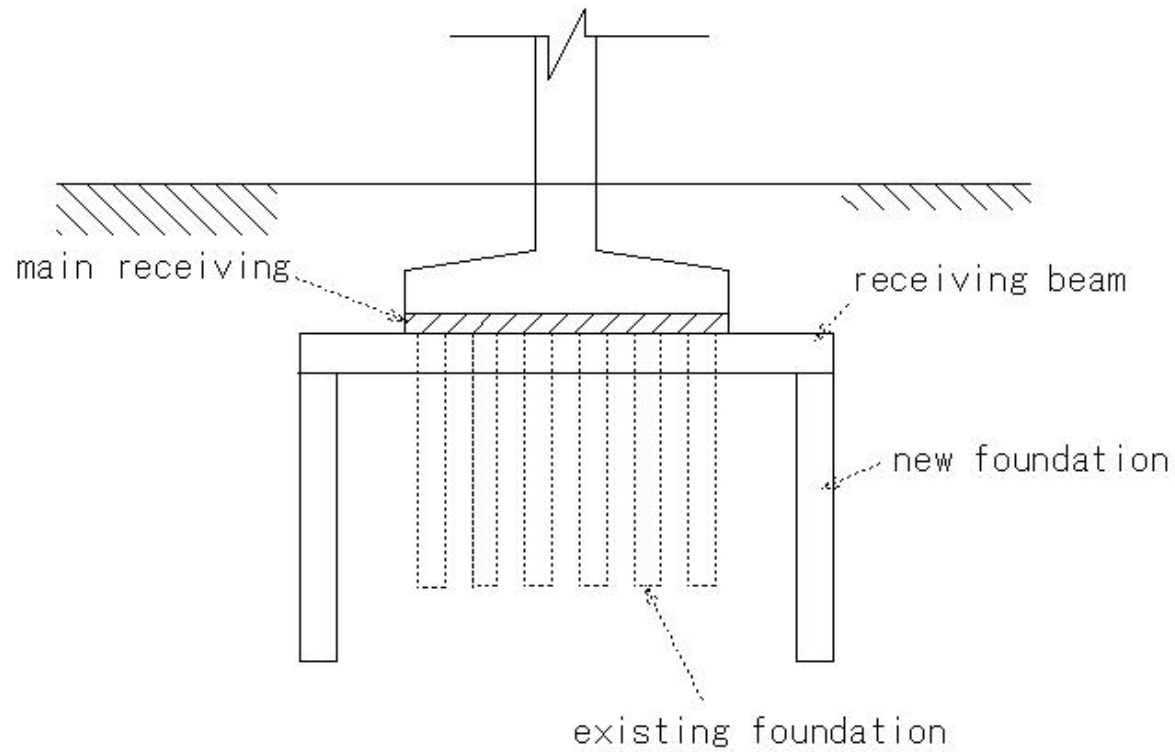


splint beam method

(F210)Underpinning method

(F210) Underpinning method

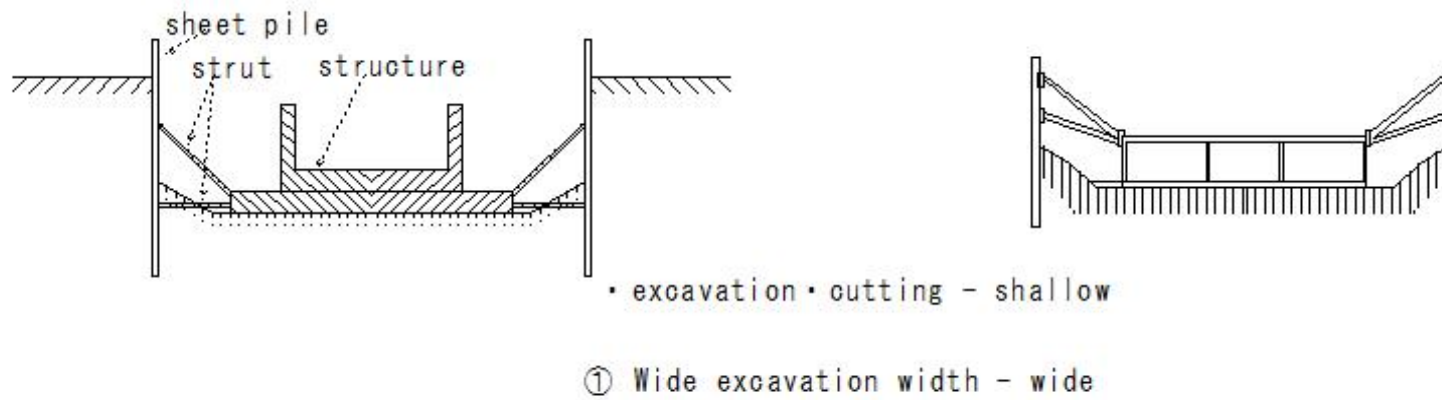
Underpinning method  
Girder underlay method



Girder underlay method

(F211)island cut method

(F211)island cut method



(F212)earth drill method

(F212)earth drill method

earth drill method  
In-place pile  
Bentonite solution  
Borehole wall protection

Power unit

Surface Casing Tube

Borehole wall protection

Bentonite solution

Rotating bucket

Slime treatment (precipitation mud discharge)

Rebar cage insertion

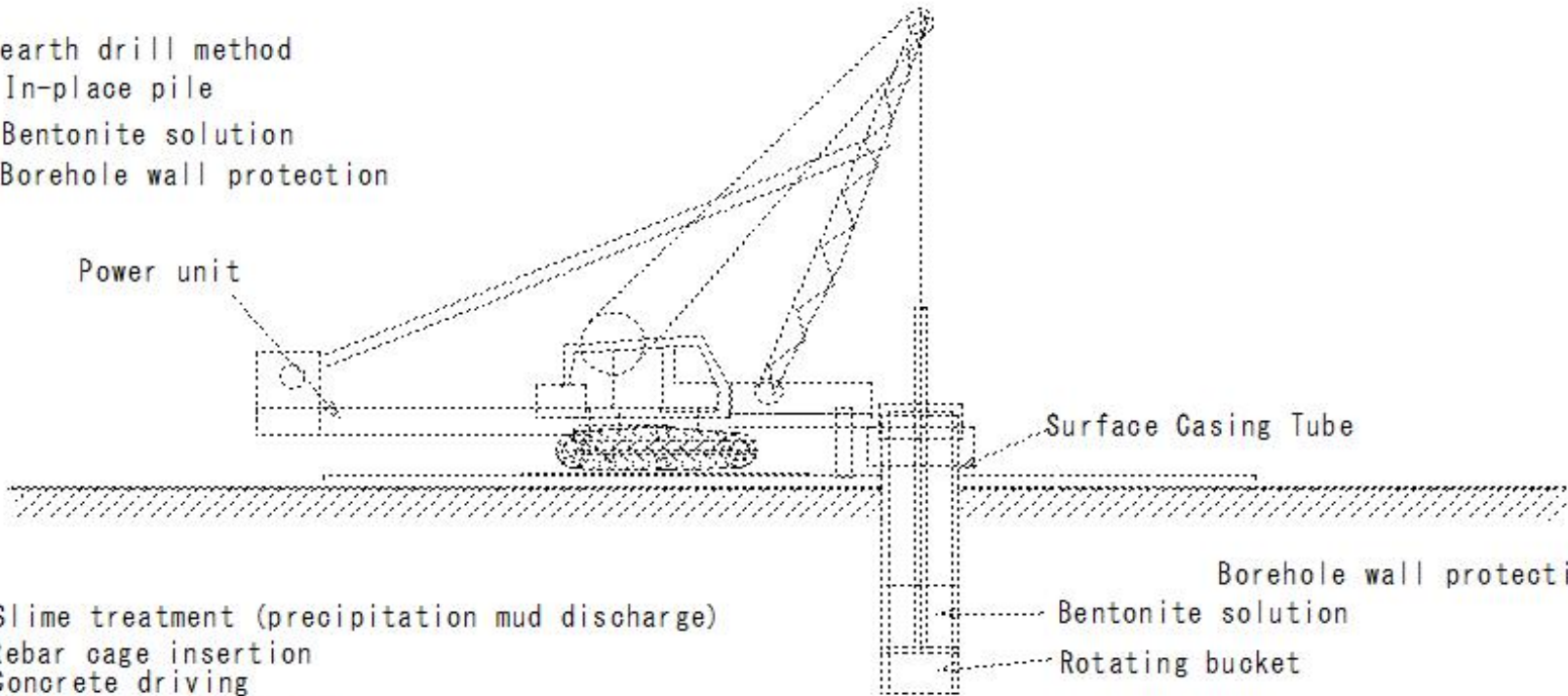
Concrete driving

Pile diameter 0.8-1.2m.

Pile length 35-60m.

Construction speed - fast

Less noise and vibration

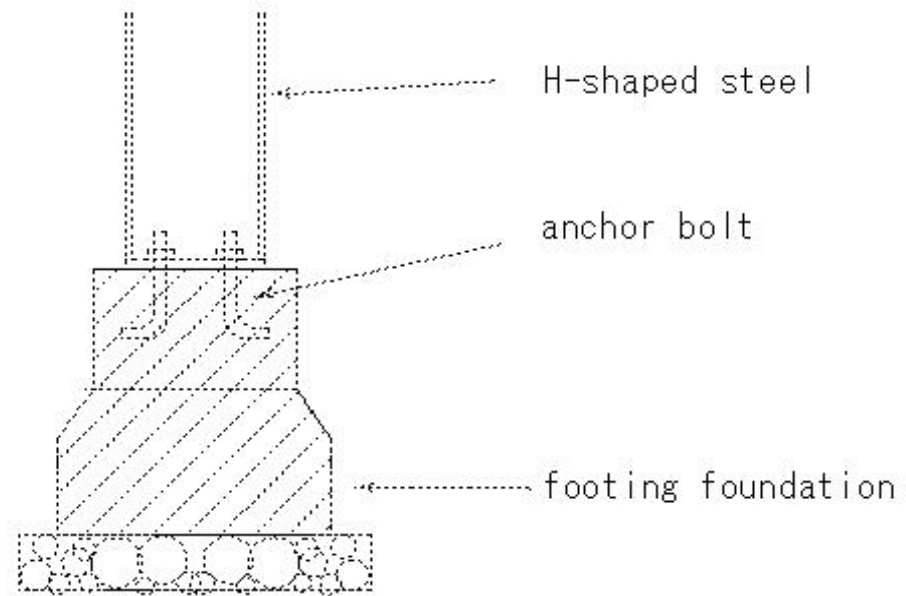




(F213) anchor bolt

### (F213) anchor bolt

structures and foundations

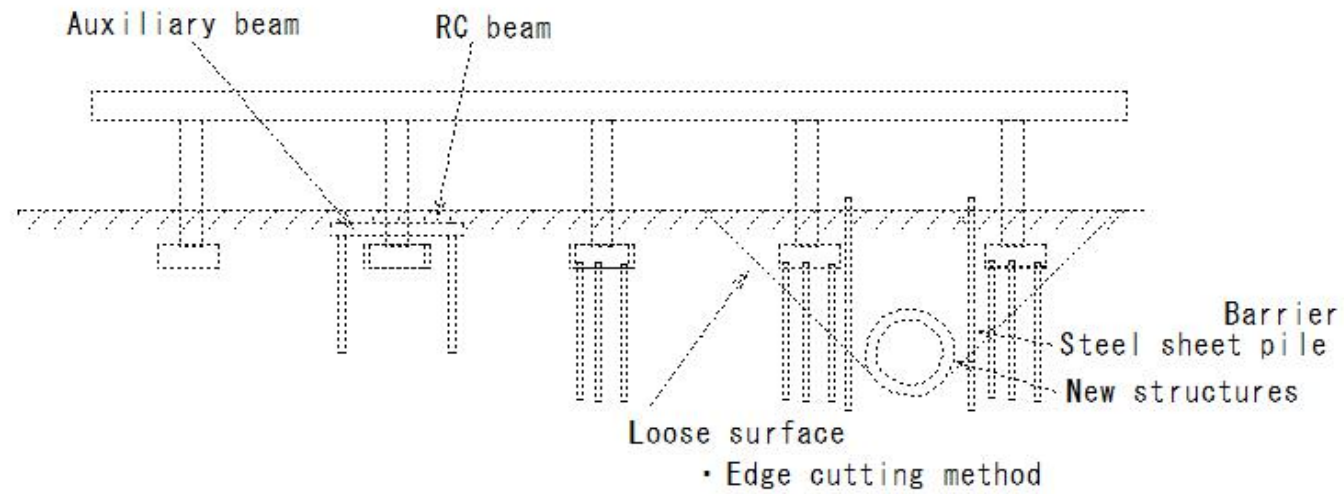


(F214)under pinning method

### (F214)under pinning method

temporary foundation

- Auxiliary beam method



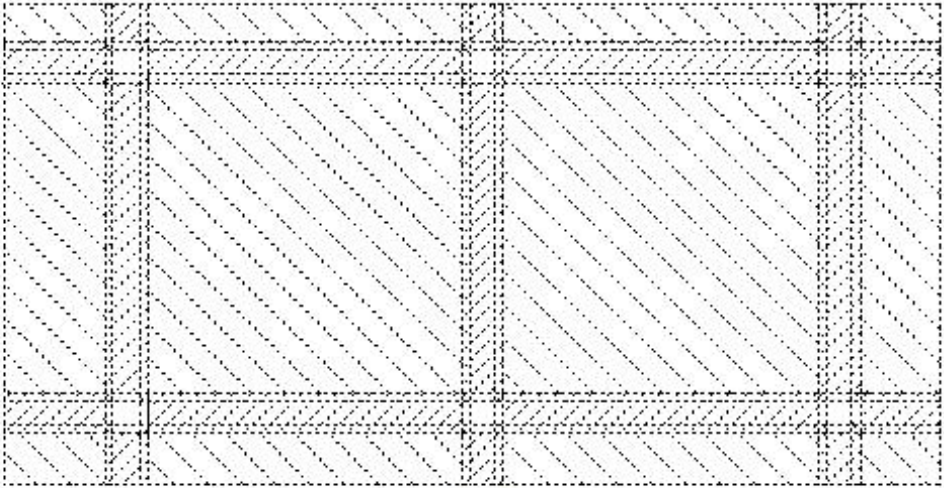
(F215)mat foundation

(F215)mat foundation

Direct basis  
Soft ground  
Uneven settlement



cross-section view



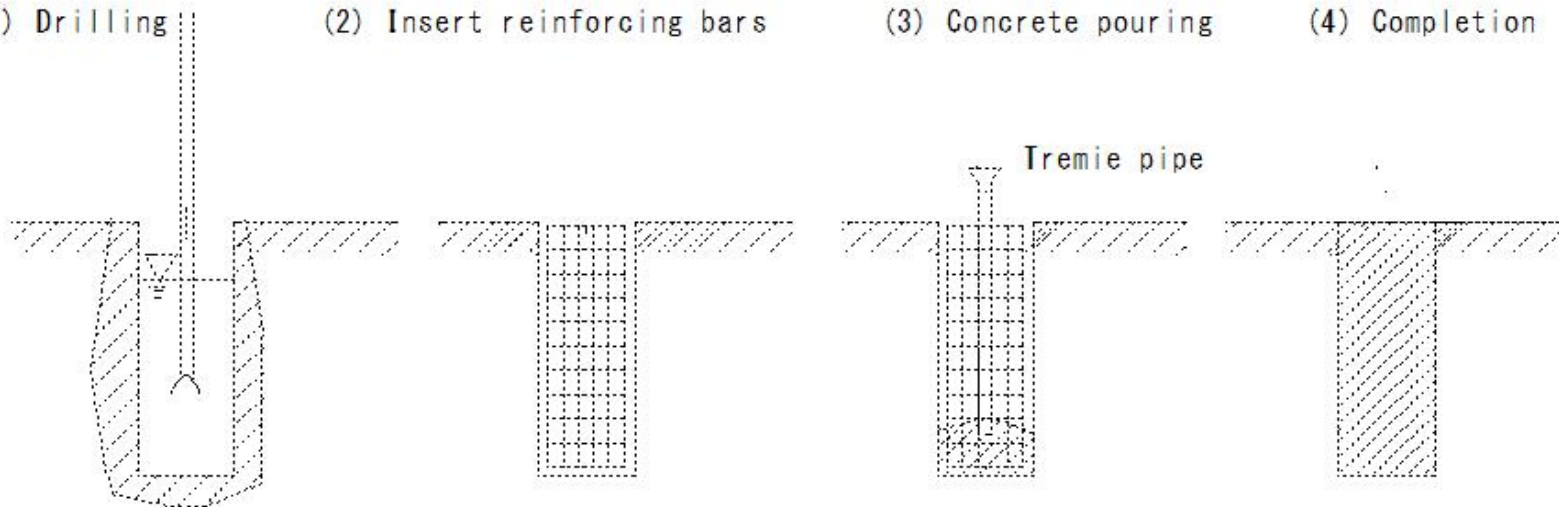
Plan

(F216)ICOS method

(F216) ICOS method

ICOS method  
Without casing  
bentonite  
Hole wall protection  
Reinforced concrete piles

- (1) Drilling      (2) Insert reinforcing bars      (3) Concrete pouring      (4) Completion

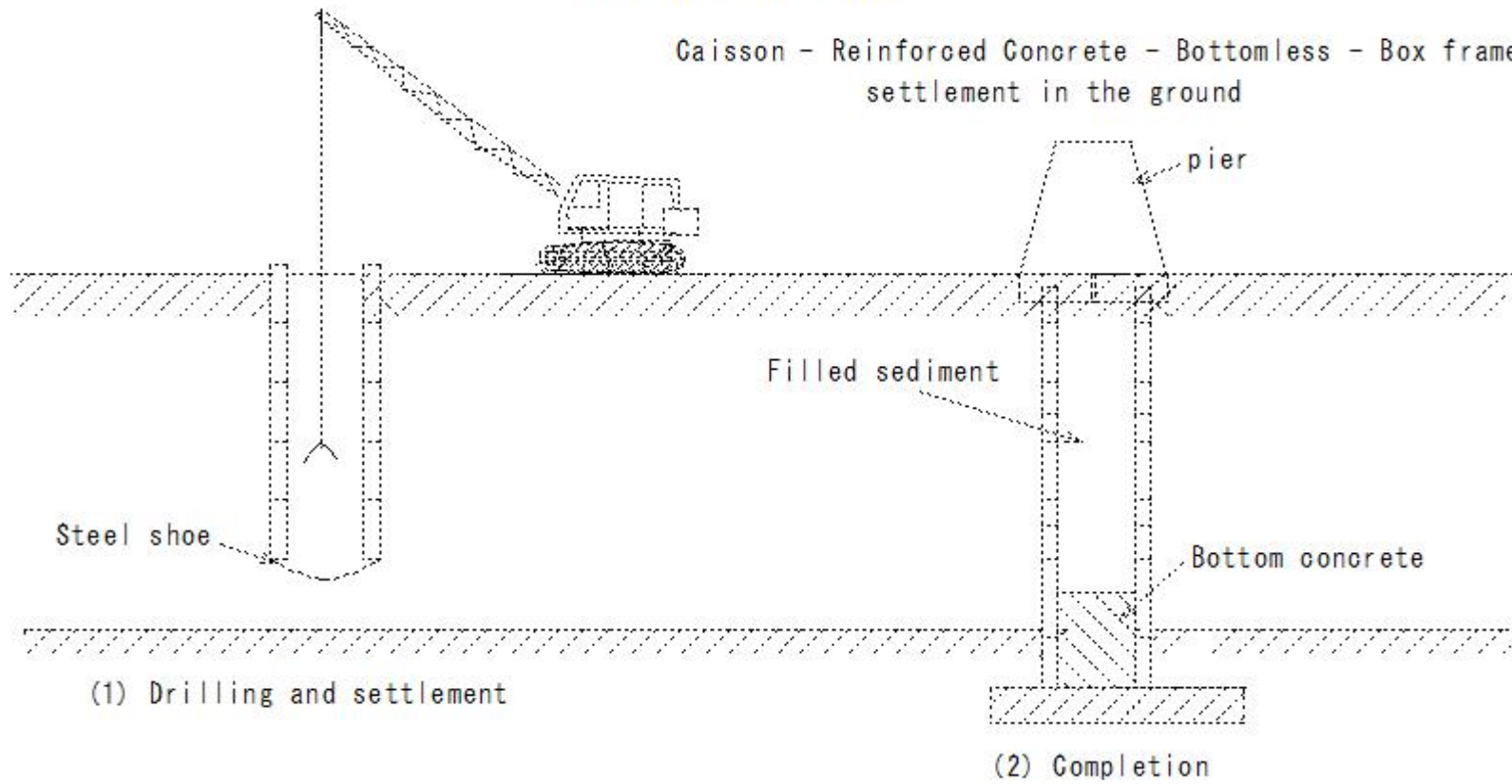


Bentonite liquid - penetration

(F217)caisson foundation

(F217) caisson foundation  
open caisson

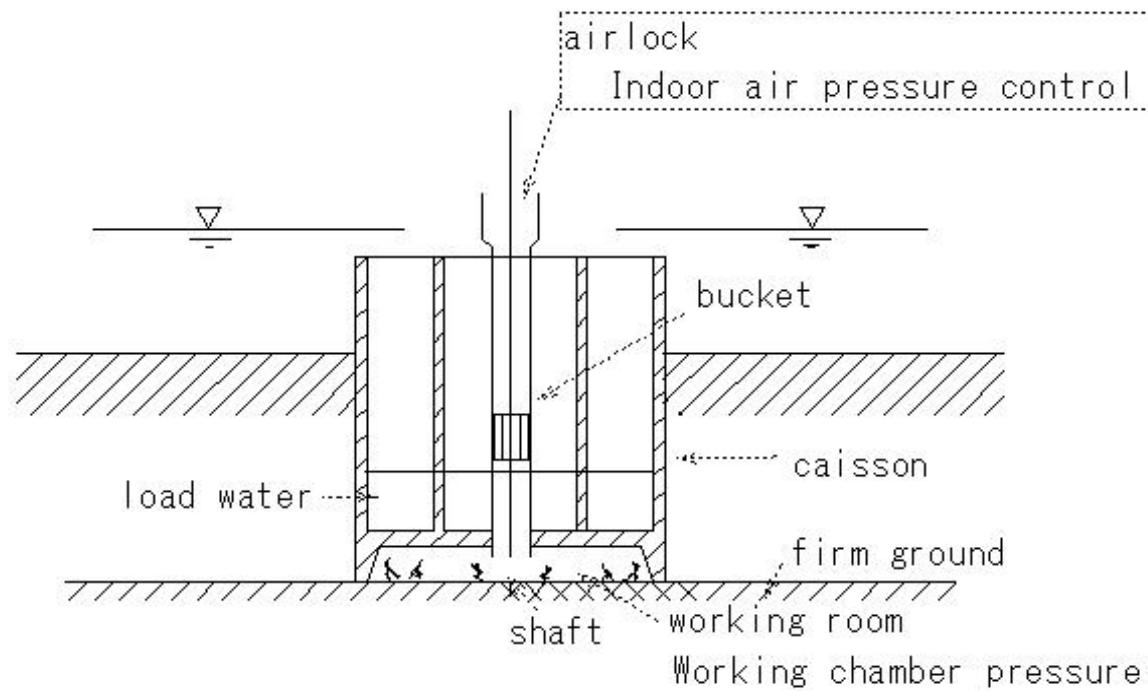
Caisson - Reinforced Concrete - Bottomless - Box frame  
settlement in the ground



(F218)air lock

### (F218)air lock

Caisson foundation  
Pneumatic Caisson  
Pneumatic method



(F219)circle of influence

### (F219)circle of influence

Influence Circle

Pumping water from a well

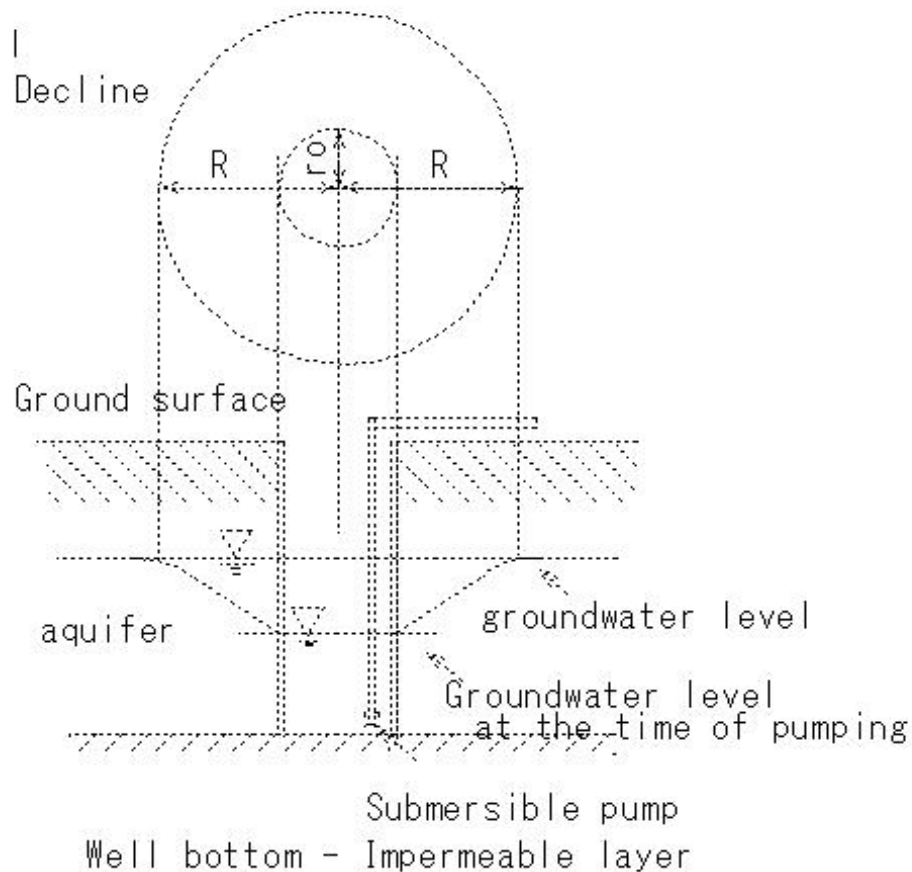
Ambient - Groundwater - Decline

Well diameter :  $r_0$

Influence Circle

$R=3000-5000 \cdot r_0$

or 500-1000m.



(F220)H-section steel pile

(F220)H-section steel pile

H-section steel pile

H-beam steel pile

Fittings - Reliable

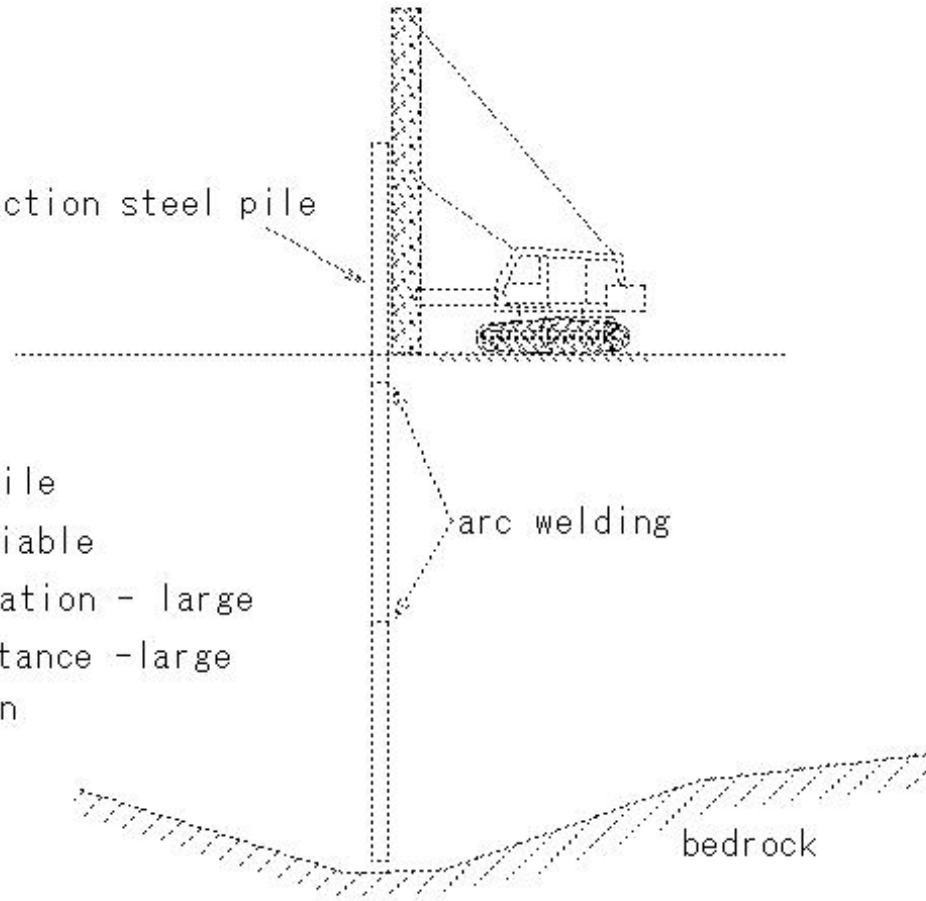
Driving penetration - large

Flexural resistance - large

Deep foundation

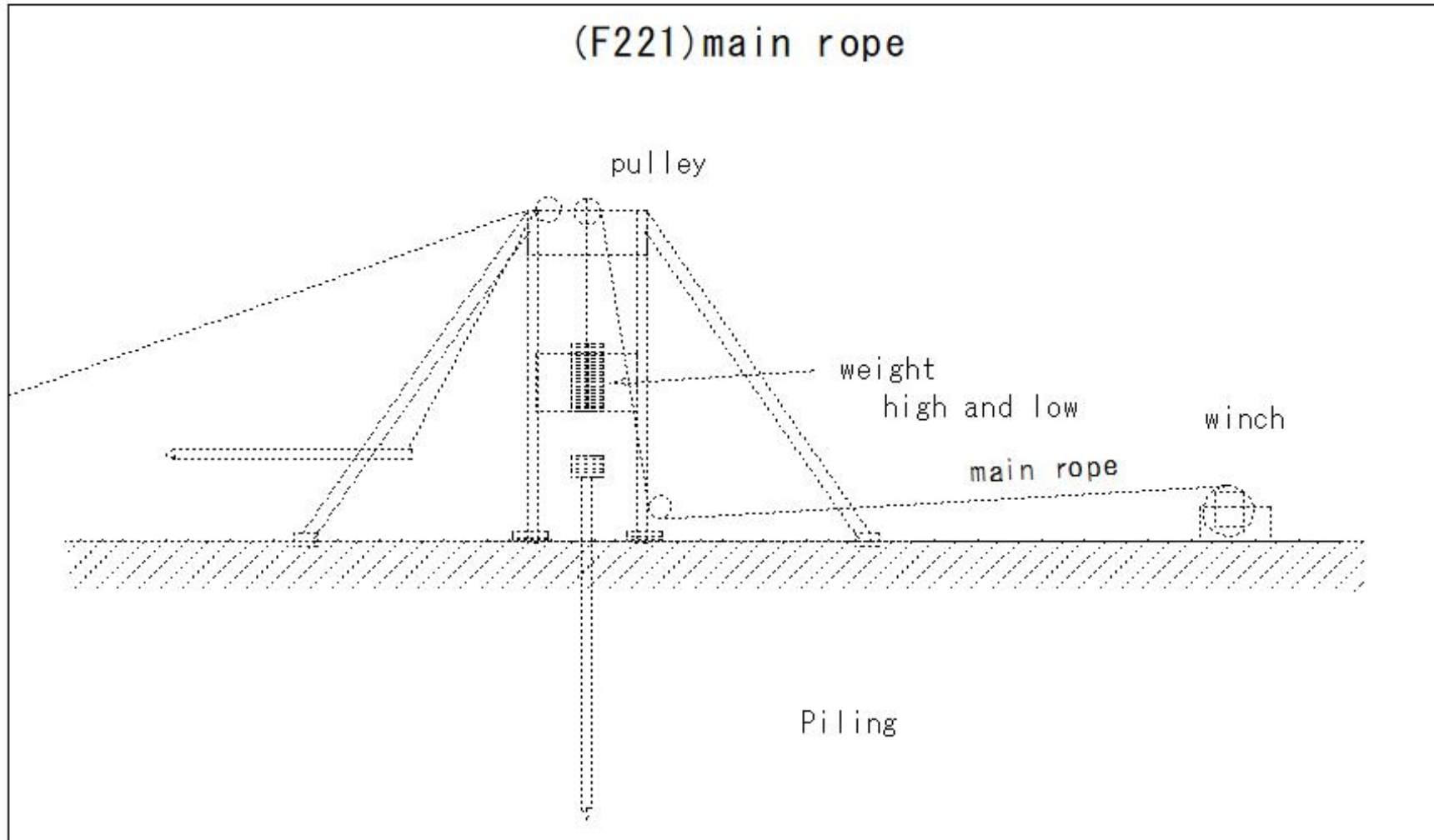
arc welding

bedrock

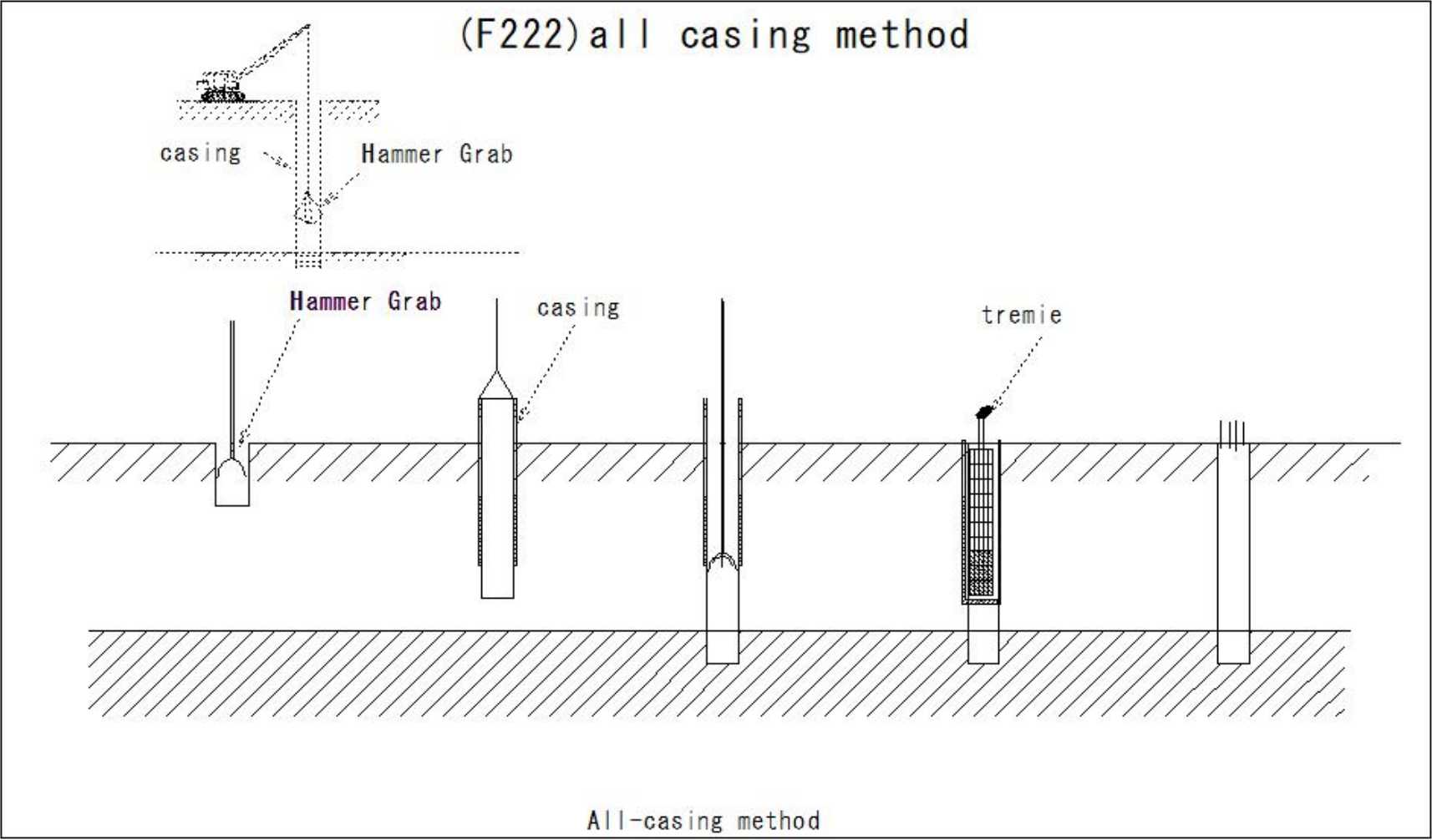




(F221)main rope



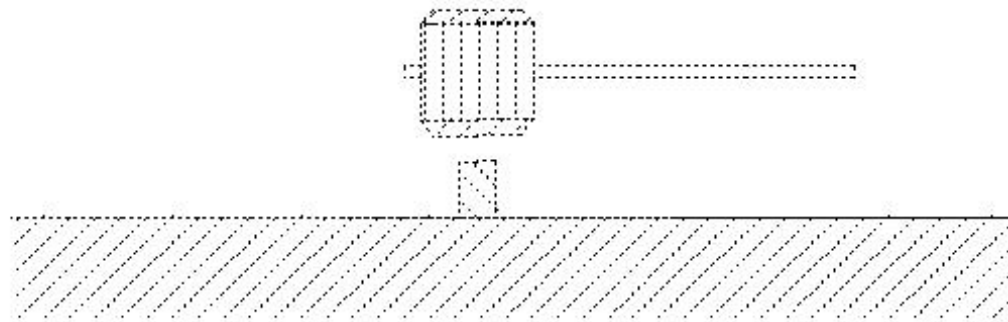
(F222)all casing method



(F223)wooden maul

(F223) wooden maul

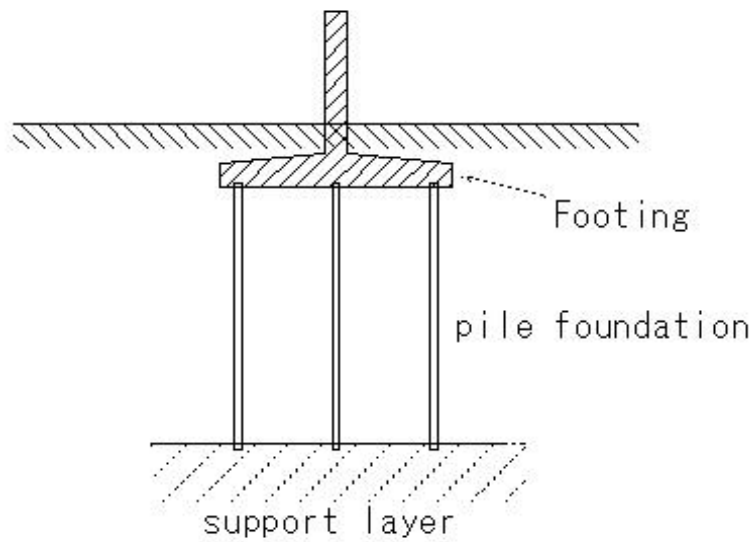
wooden maul



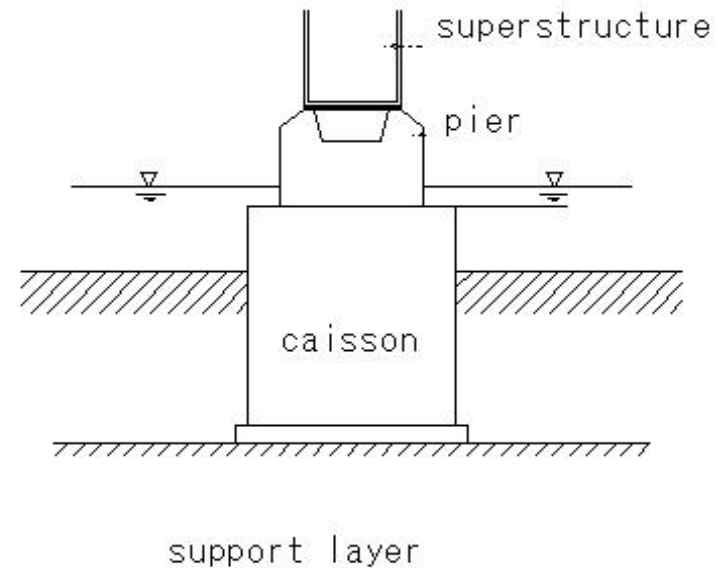
(F224) Foundation work

(F224) Foundation work

Pile foundation

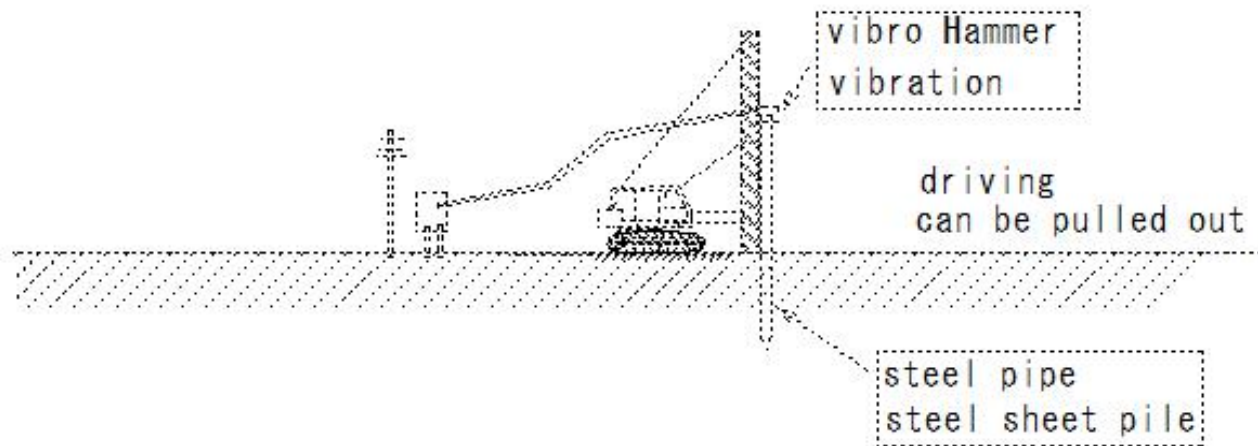


Caisson foundation



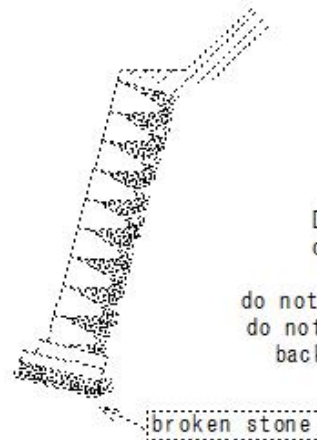
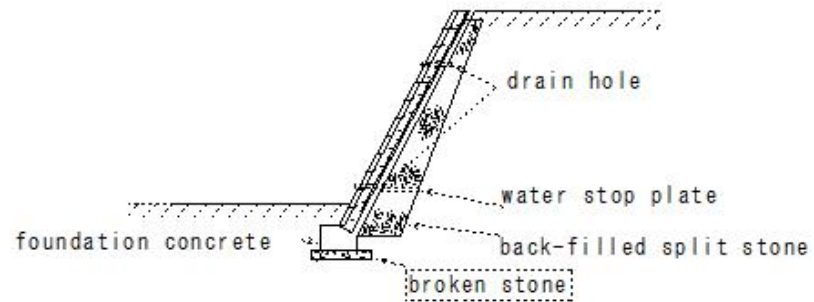
(F225)pile-driver

(F225)pile-driver



(F226)broken stone

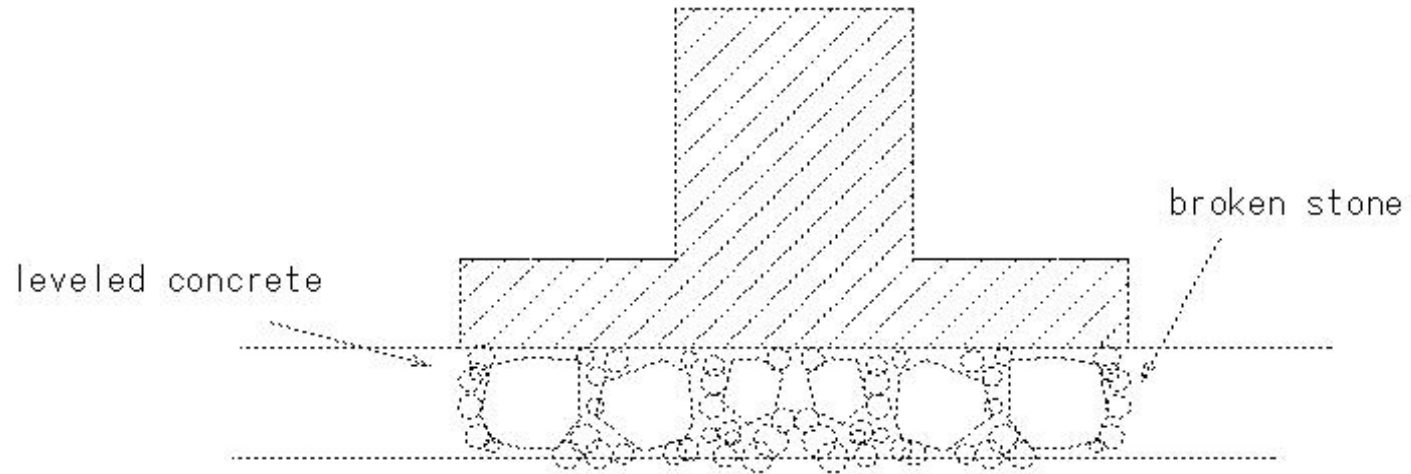
(F226)broken stone



Dry masonry  
concrete block  
masonry  
do not use mortar or concrete  
do not use mortar for joints  
backfill - cobblestone

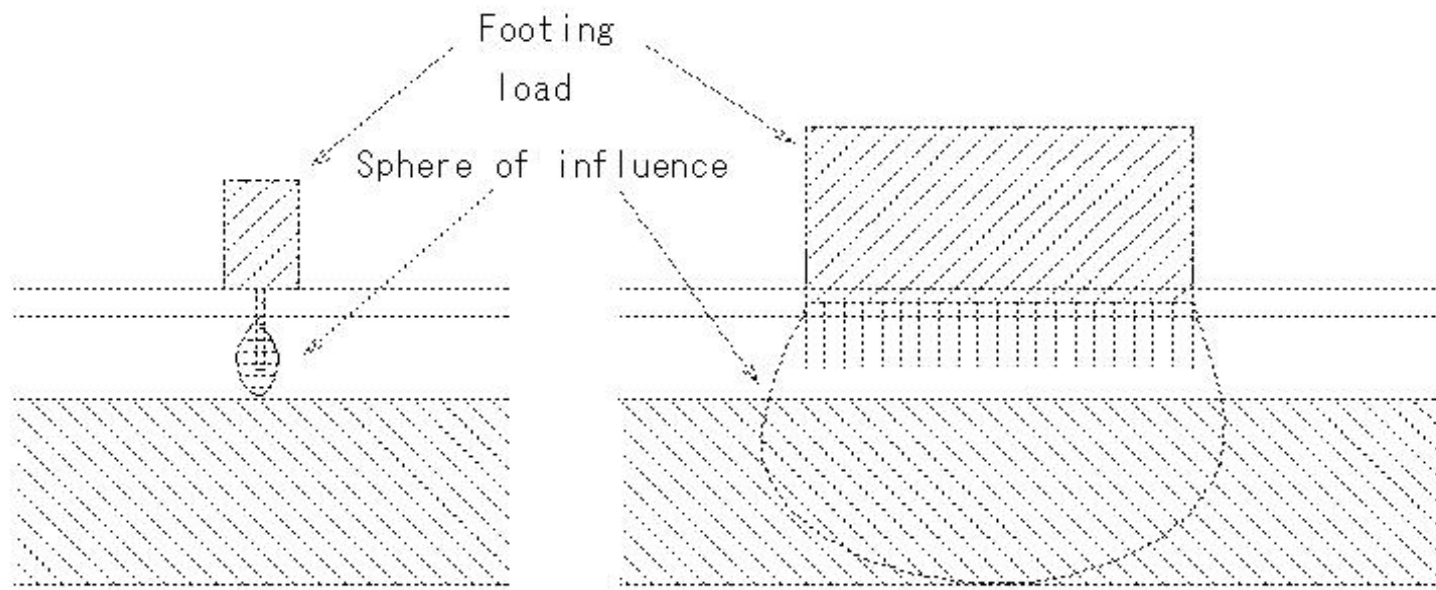
(F227)broken stone foundation

(F227)broken stone foundation



(F228)group of piles

(F228)group of piles



Single pile

Group piles

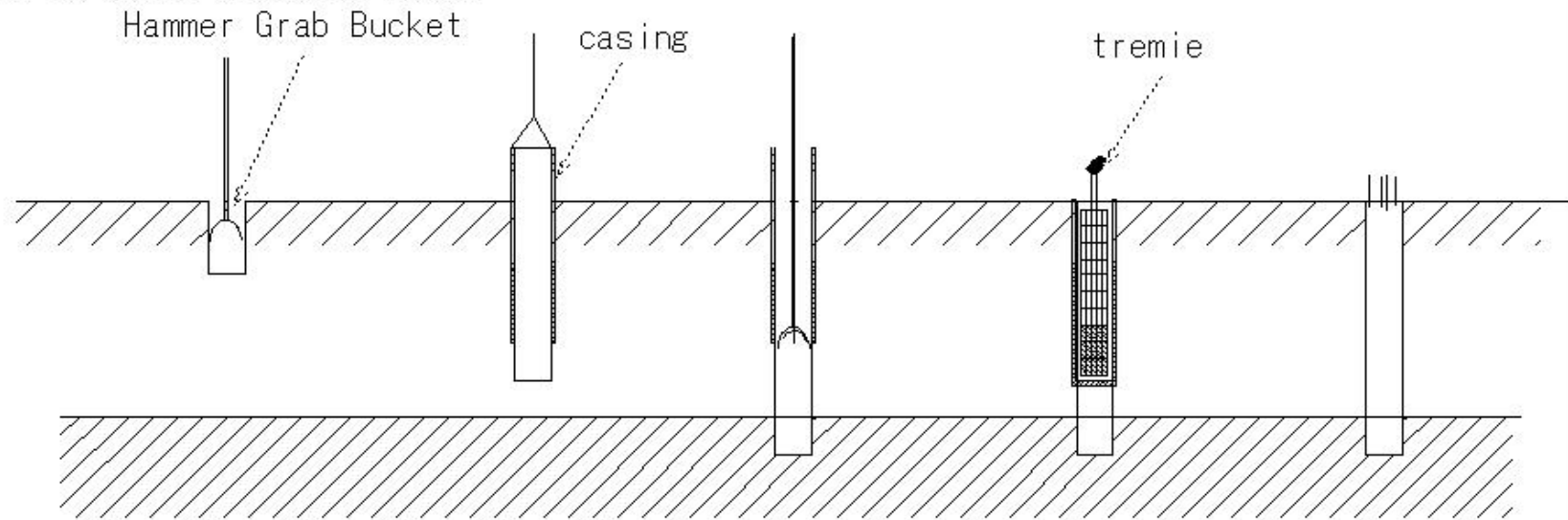
Pile spacing Pile diameter 2.5 times or less



(F229)casing

(F229) casing

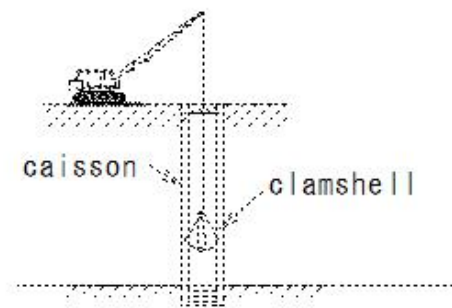
Prevention of sidewall collapse  
Geological survey by boring  
Cast-in-place concrete piles



All-casing method

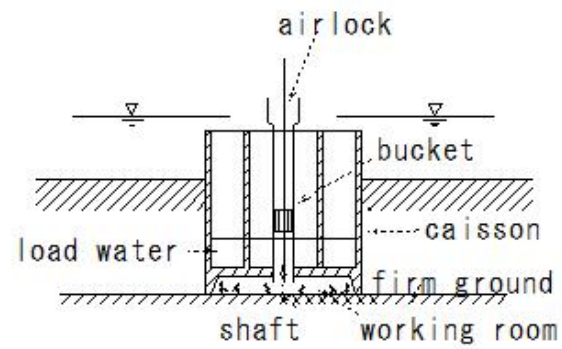
(F230)Caisson foundation

(F230) Caisson foundation



Open caisson foundation

Sedimentation in the support layer



Pneumatic caisson

(F231)Caisson foundation

(F231) composite pile

Joint piles



Up and down piles of different materials

wooden pile

Steel piles rolled in concrete

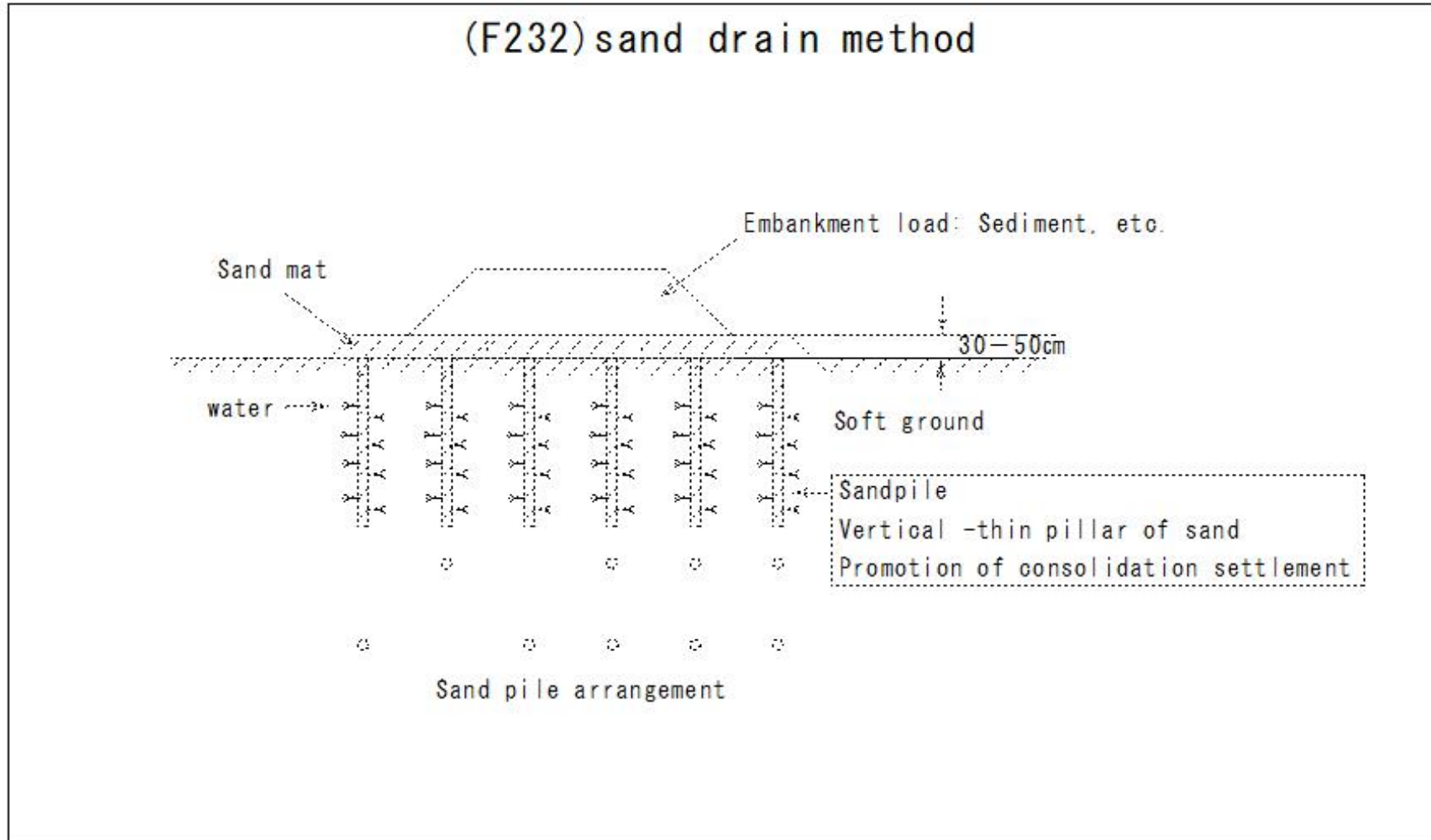
RC Pile



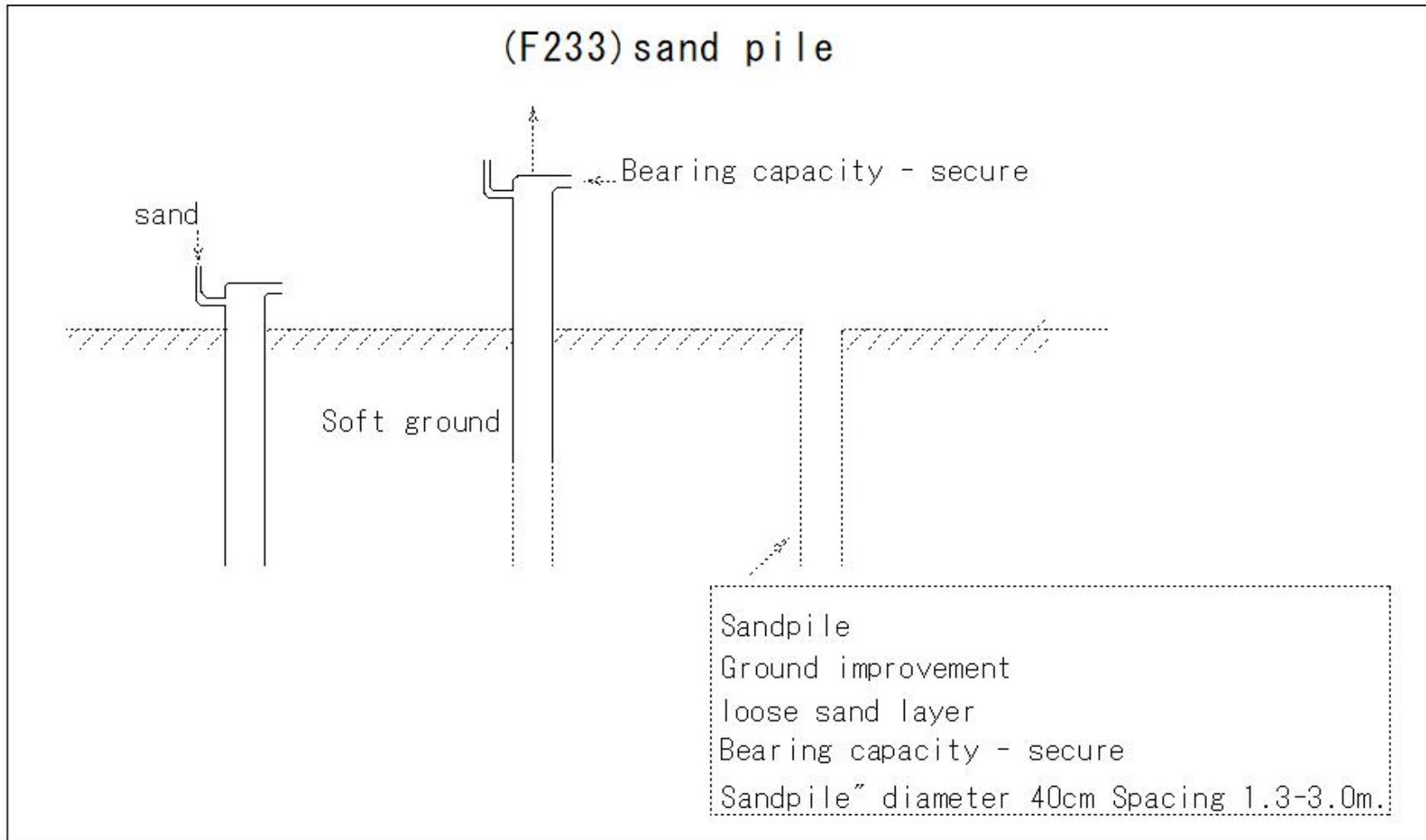
composite pile

Both materials make use of their characteristics

(F232)sand drain method



(F233)sand pile

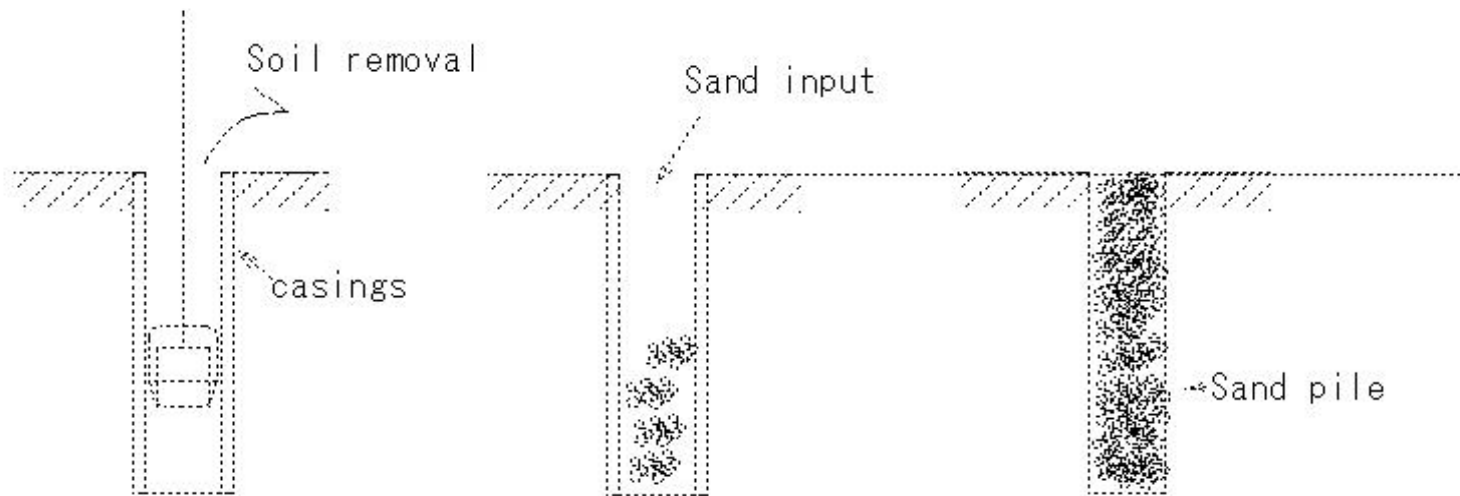


(F234)composer method

(F234)composer method

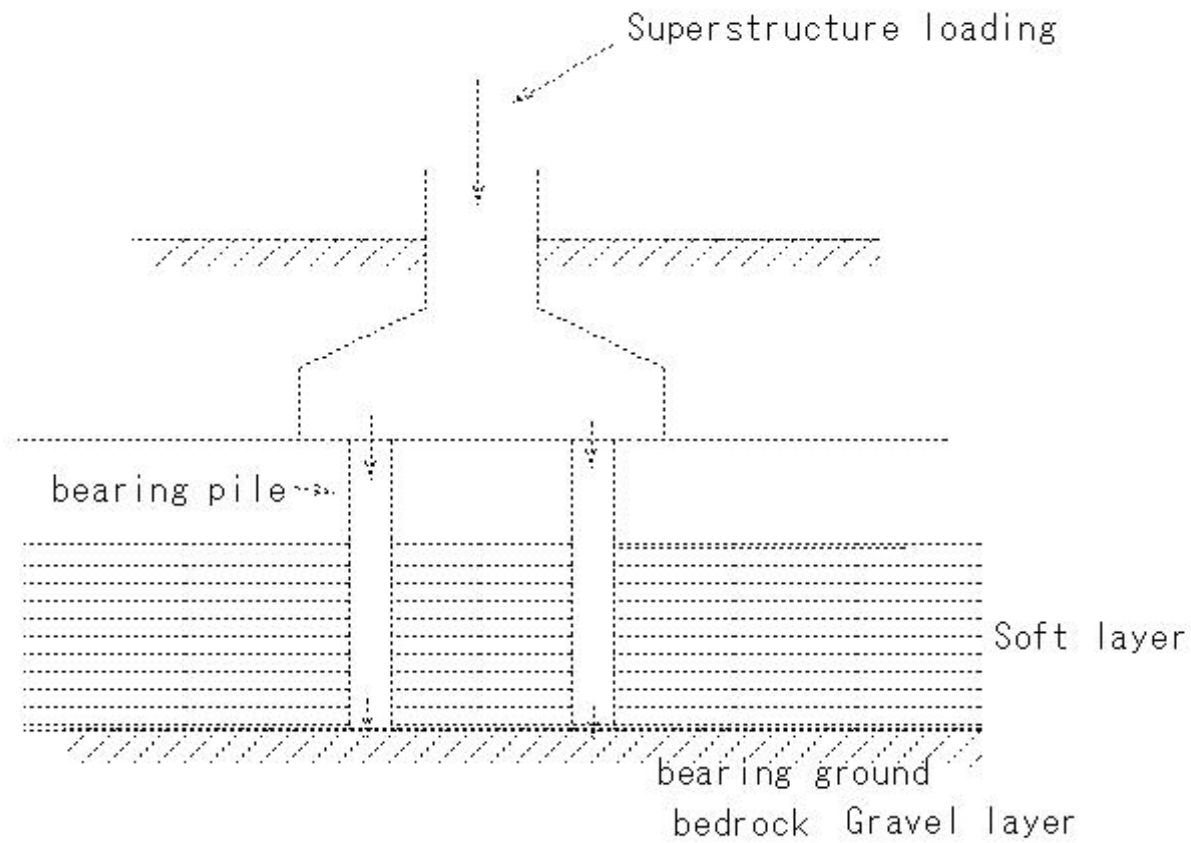
Composer method

Soft ground improvement method



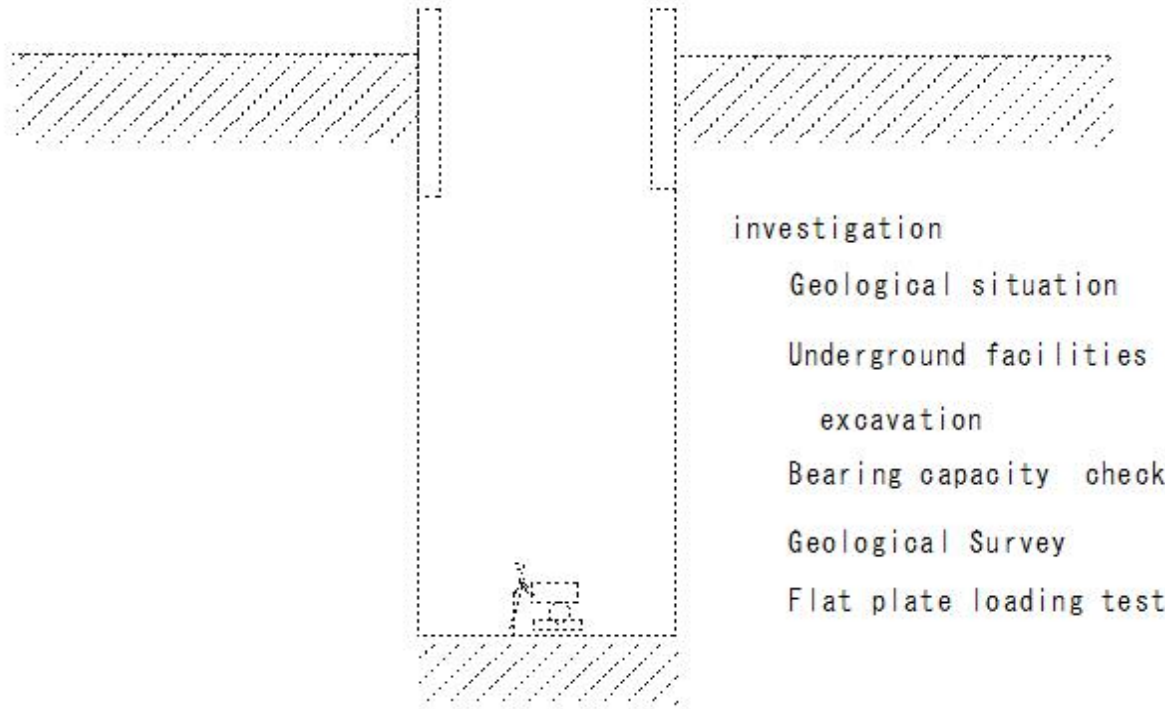
(F235) bearing pile

(F235) bearing pile



(F236)bearing pile

(F236) test pit



investigation

Geological situation

Underground facilities

excavation

Bearing capacity check

Geological Survey

Flat plate loading test

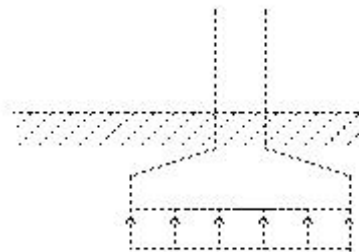


(F237) allowable bearing capacity

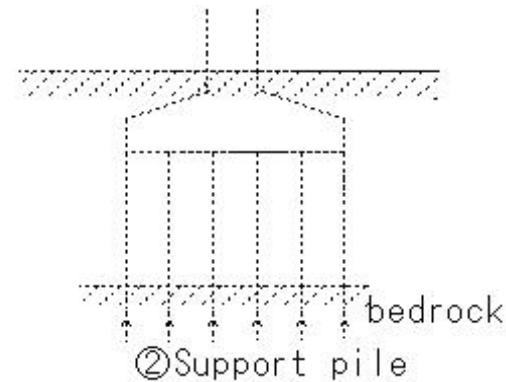
(F237) allowable bearing capacity

Permissible bearing capacity of the ground

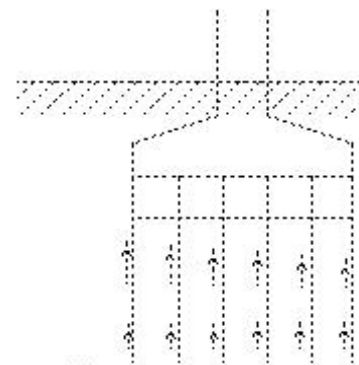
Divide by the ultimate bearing capacity/safety factor that can support the ground



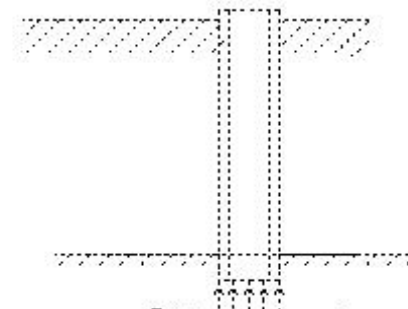
① Spread foundation



② Support pile



③ Friction pile

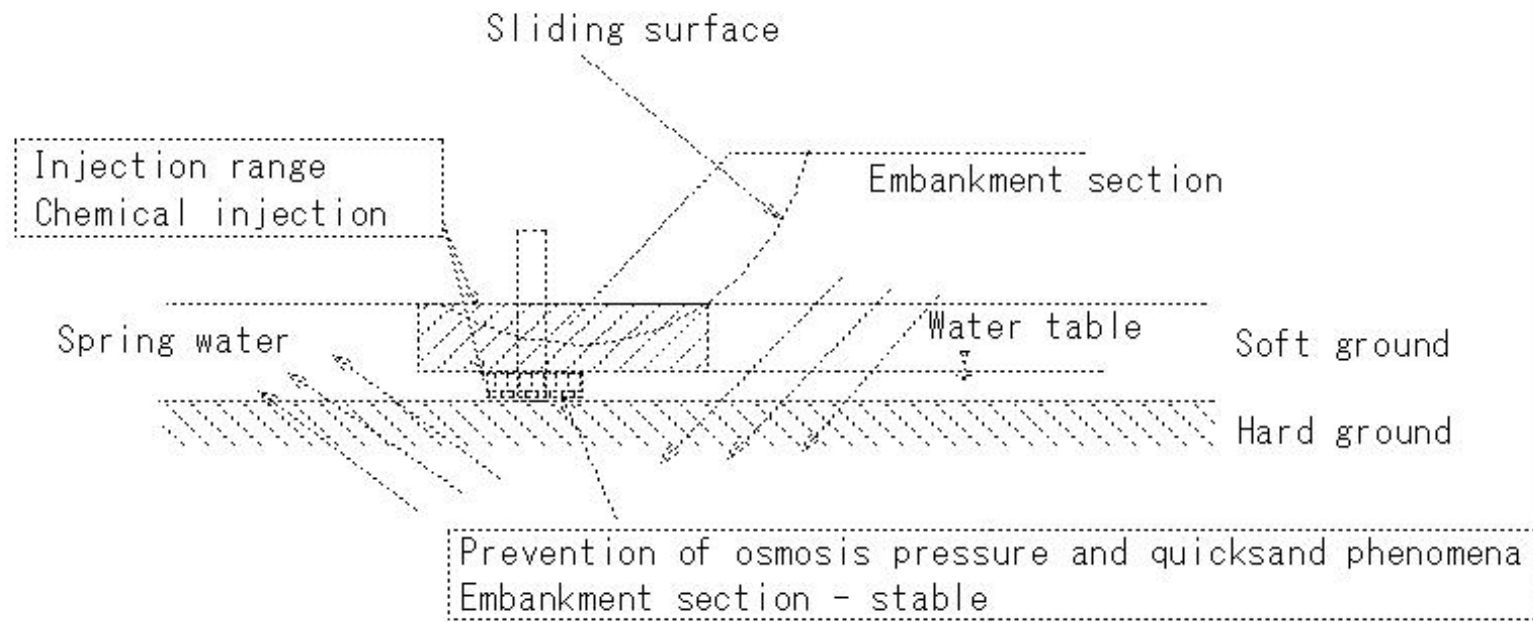


④ Caisson foundation

(F238)impregnation method of ground

(F238) impregnation method of ground

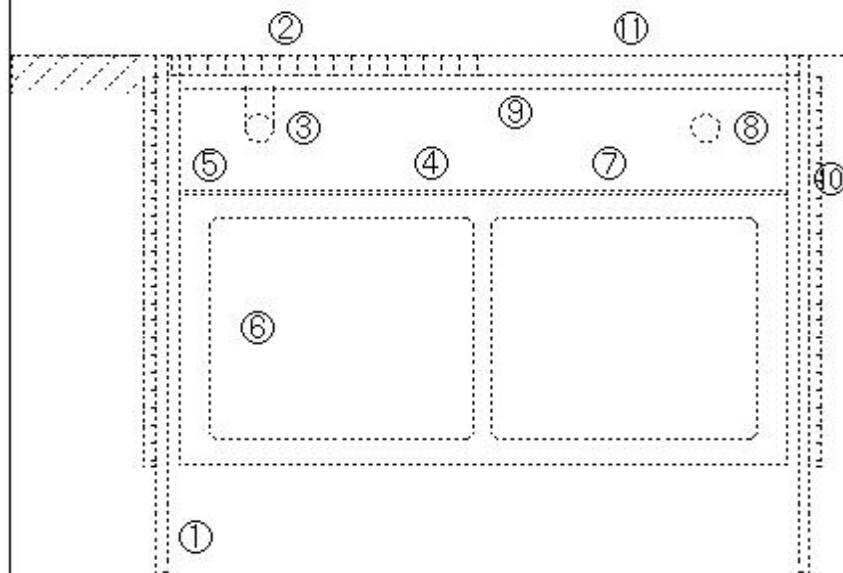
impregnation method of ground  
Geochemical method



(F239)open cut method

(F239) open cut method

open cut method



Construction order

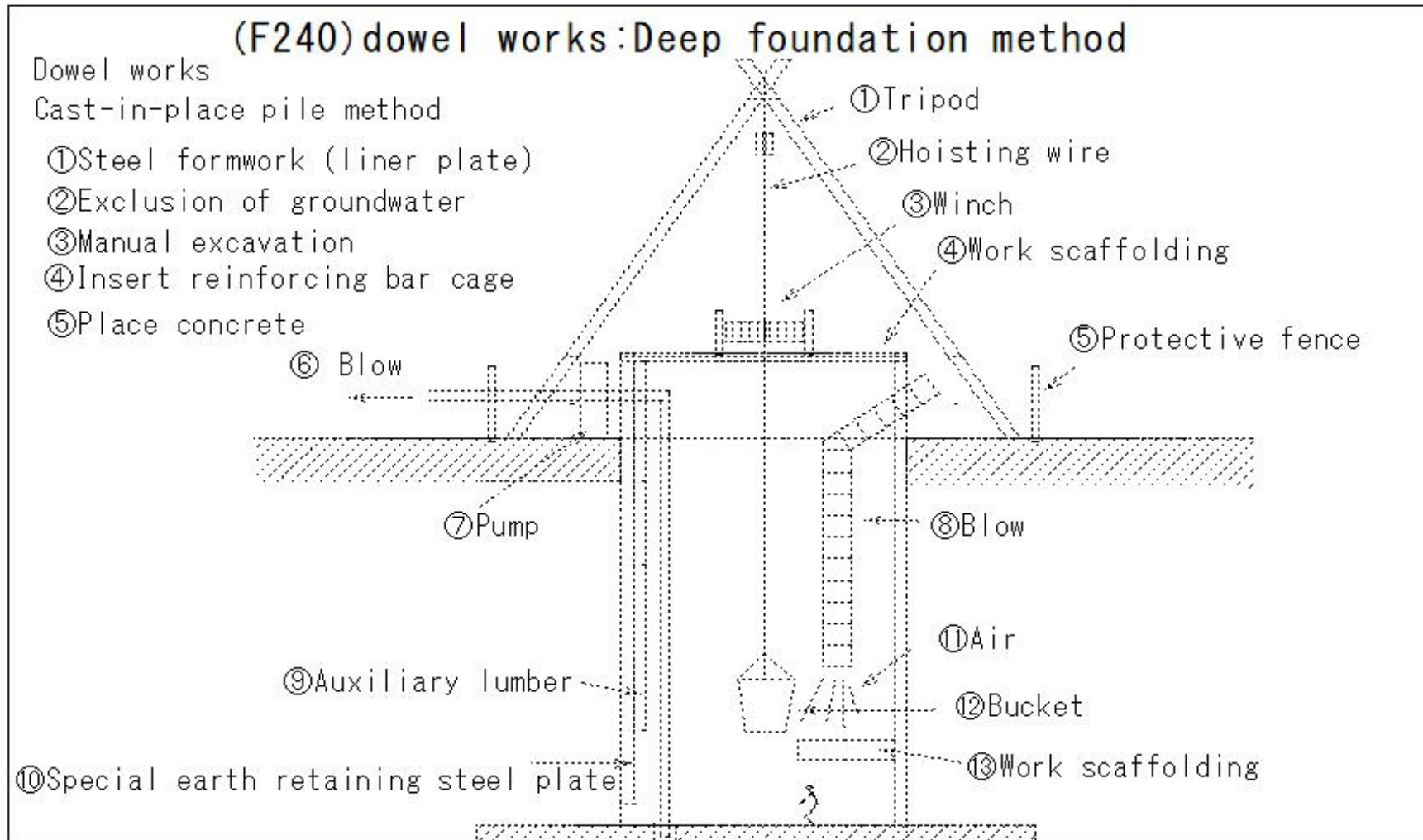
- ①Earth retaining pile (H pile)
- ②Road lining
- ③ Protection of buried objects
- ④Excavation
- ⑤Earth retaining and timbering
- ⑥Construction
- ⑦Backfilling and removal of timbering
- ⑧Restoration of buried objects
- ⑨Removal of road surface reconstruction
- ⑩Removal of earth retaining work
- ⑪Road surface restoration (pavement)

Excavation from ground level

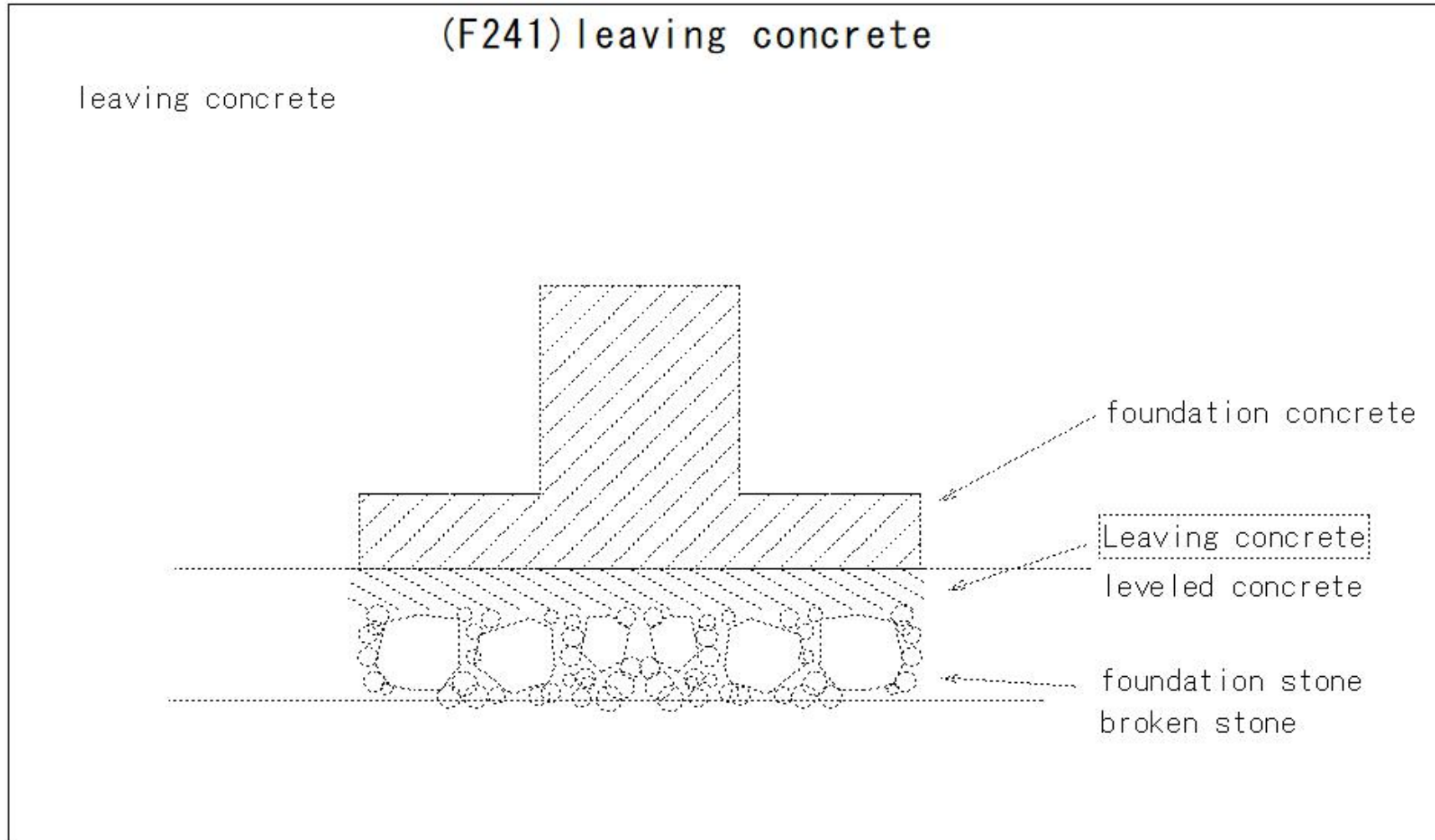
Backfill after construction

Subway, utility tunnel, underground buried  
object, relatively shallow

(F240)dowel works:Deep foundation method



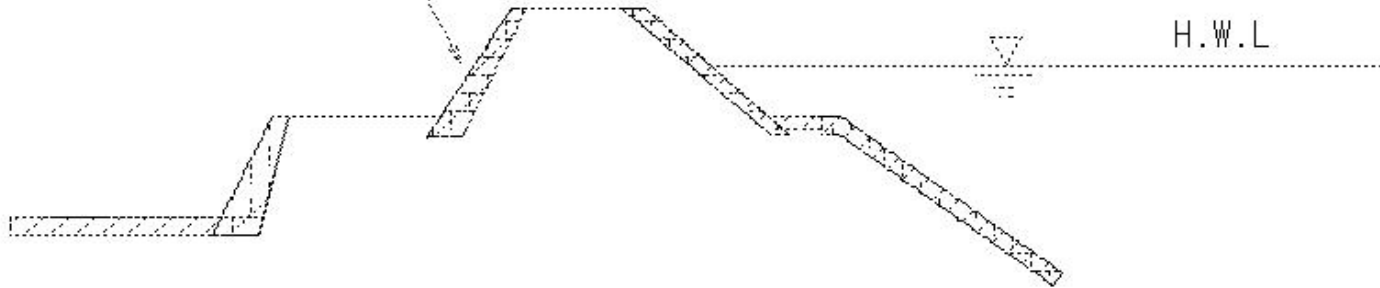
(F241)leaving concrete



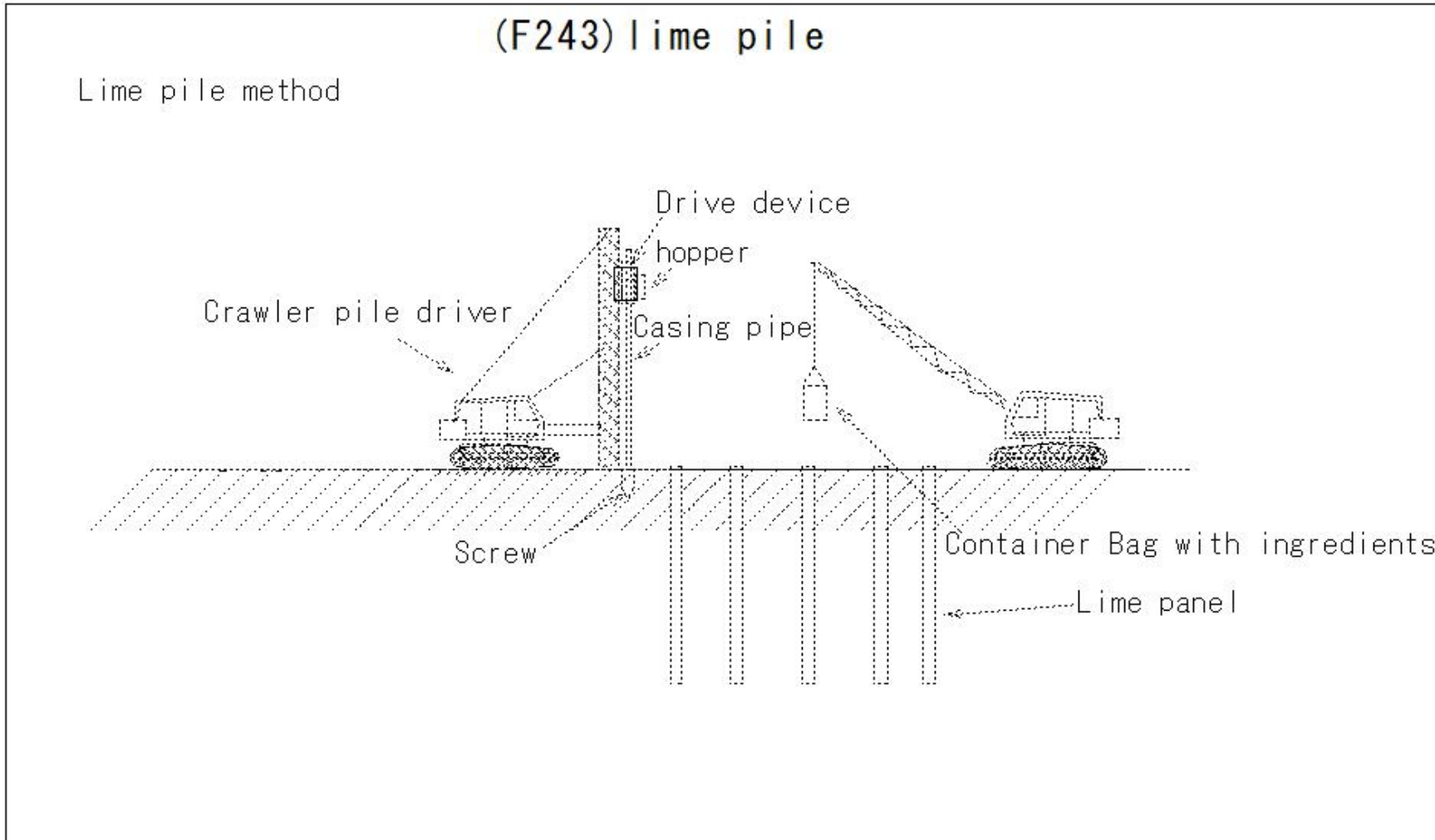
(F242)stone levee

(F242) stone levee

stone levee  
Split stone  
boulder



(F243)lime pile




(F244)plasticity

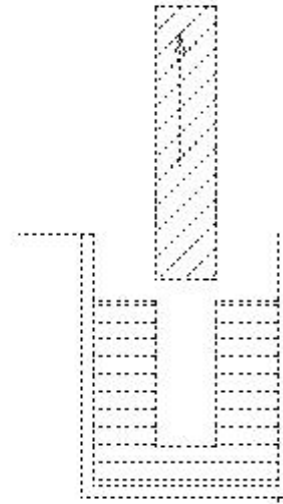
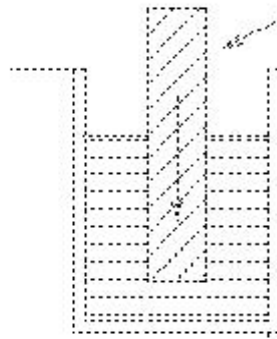
(F244)plasticity

Load-deformation

stick



Materials before loading



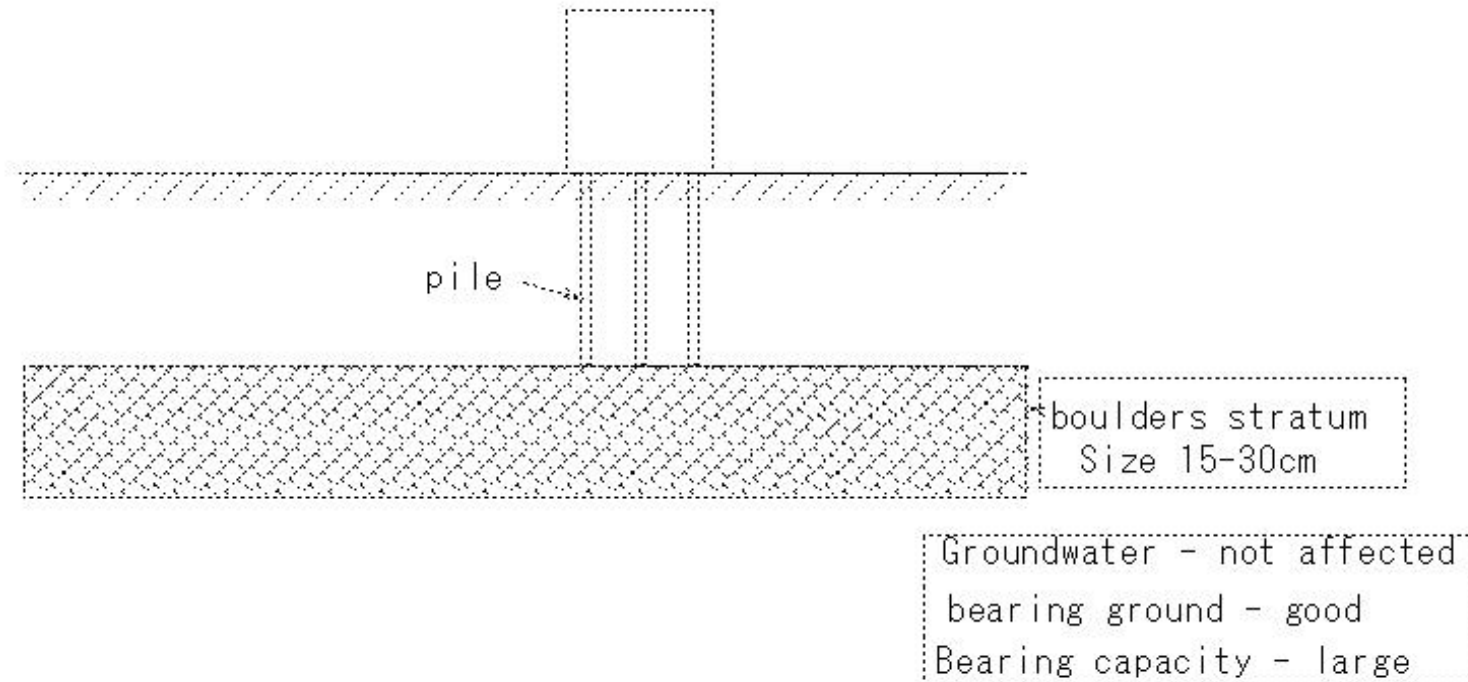
Materials after loading

Remove the load -  
Deformation - Remain



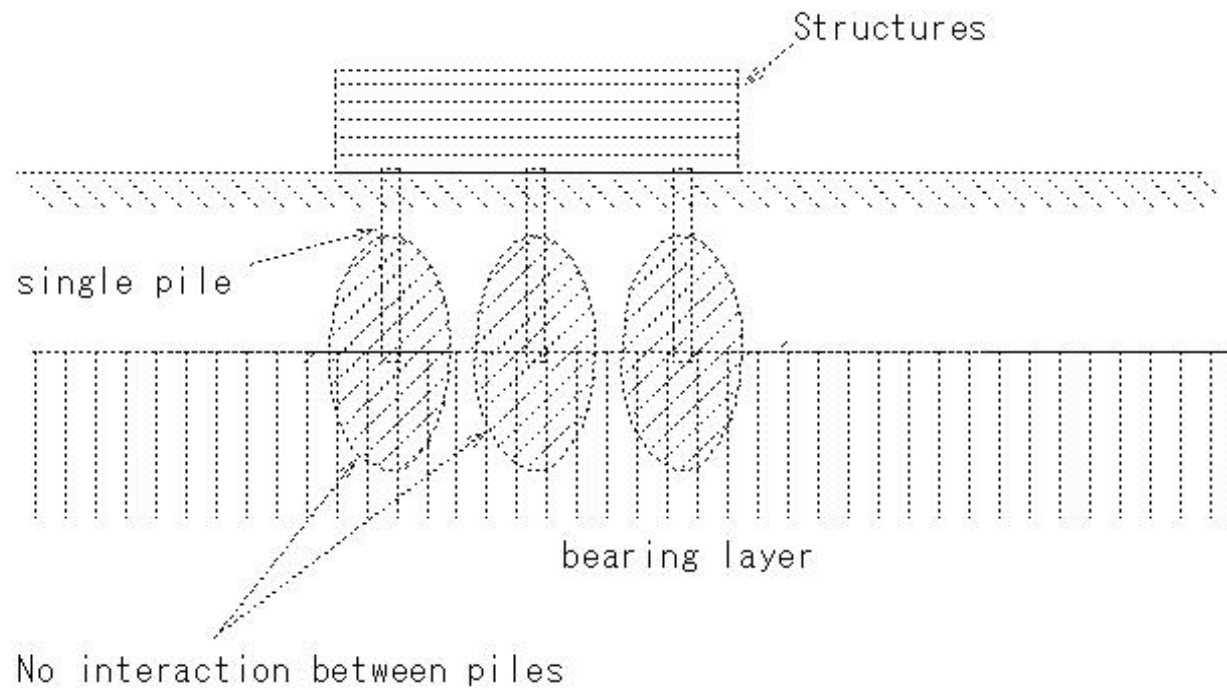
(F245)boulders stratum

(F245)boulders stratum



(F246)single pile

(F246)single pile

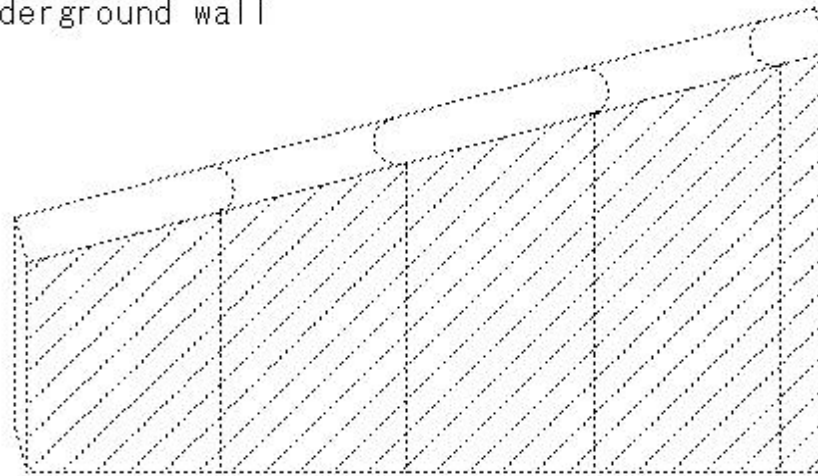


(F247)diaphragm wall

(F247)diaphragm wall

diaphragm wall

Continuous underground wall



Cast-in-place reinforced concrete wall

Diaphragm wall

Retaining wall

①Rigidity - High

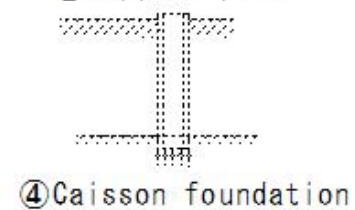
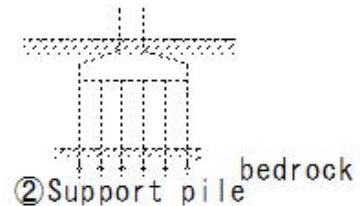
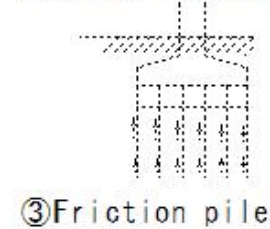
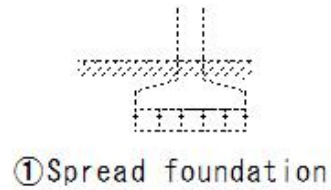
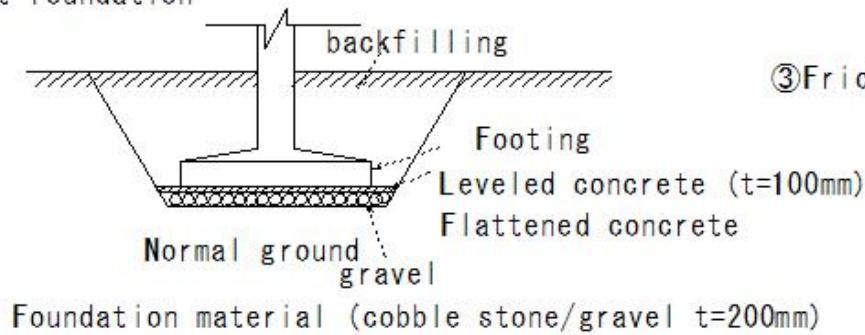
②Soft ground - prevention of heaving and boiling

(F248)spread foundation

(F248) spread foundation

Structure excavation

- Normal ground
- Direct foundation



Sand layer N value  $N \geq 30$

Clay layer N value  $N \geq 20$

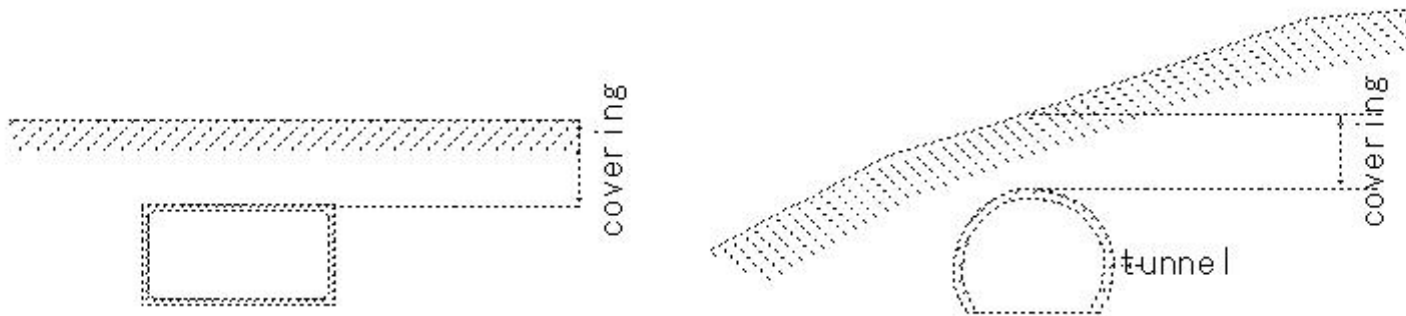
Ground - supportable

(F249)soil covering

(F249)soil covering

Covering

Thickness from structure to ground

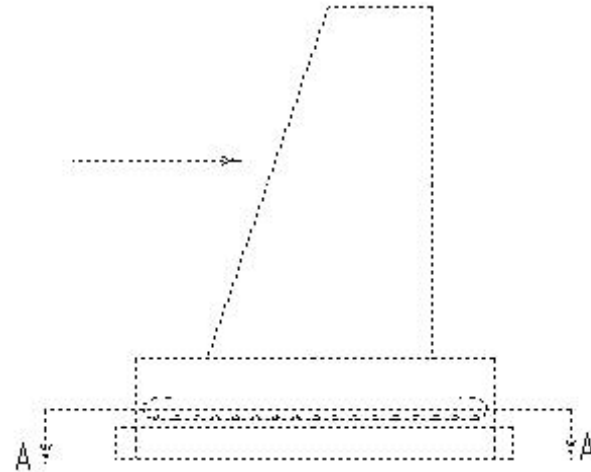


(F250)base drawing

(F250)base drawing

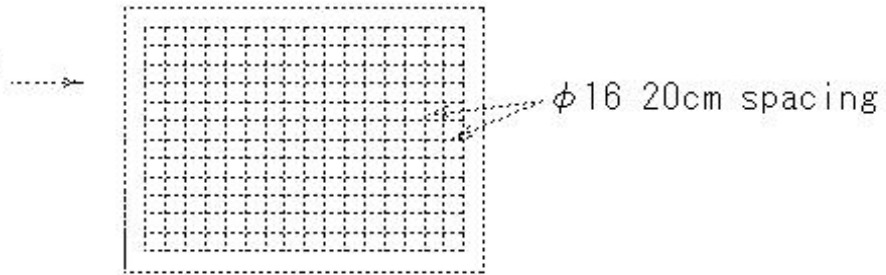
base drawing

Side view



A-A cross-section

Bottom view



base drawing

(F251) foundation work

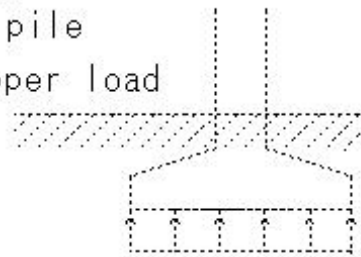
(F251) foundation work

Foundation work

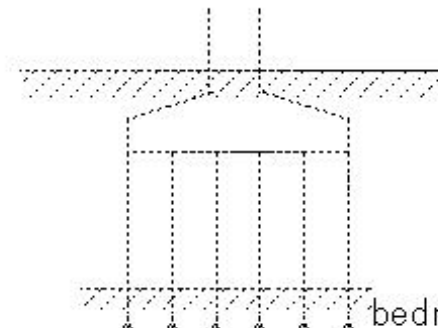
Foundation ground

Foundation pile

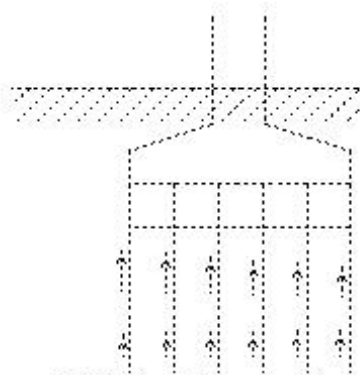
Supports upper load



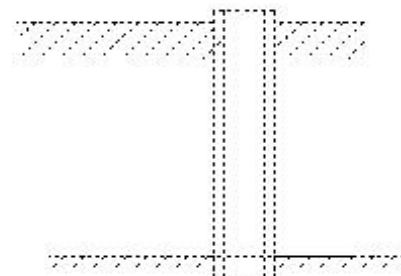
① Spread foundation



② Support pile



③ Friction pile

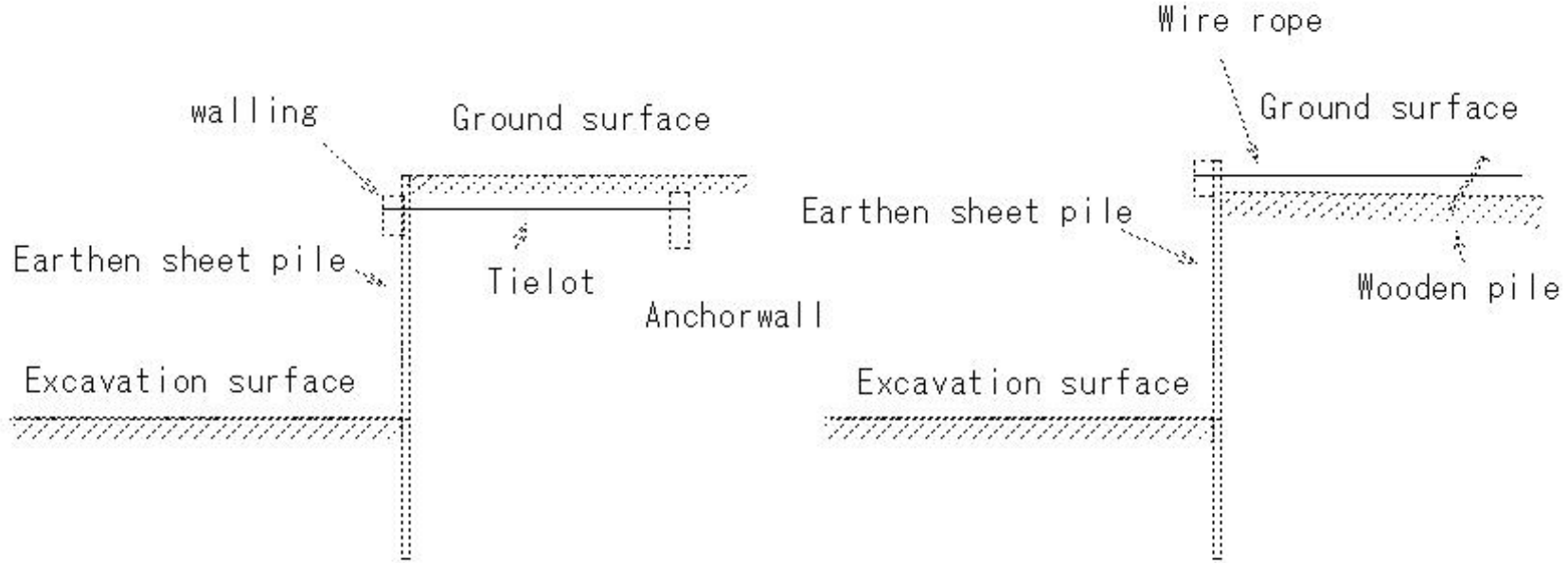


④ Caisson foundation

(F252) sheathing work

(F252) sheathing work

sheathing work





(F253)trench cut method

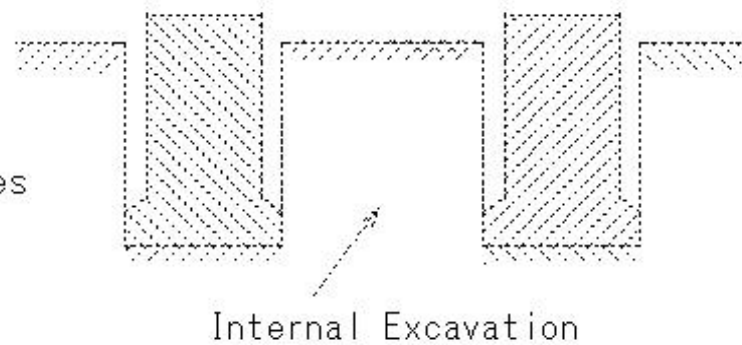
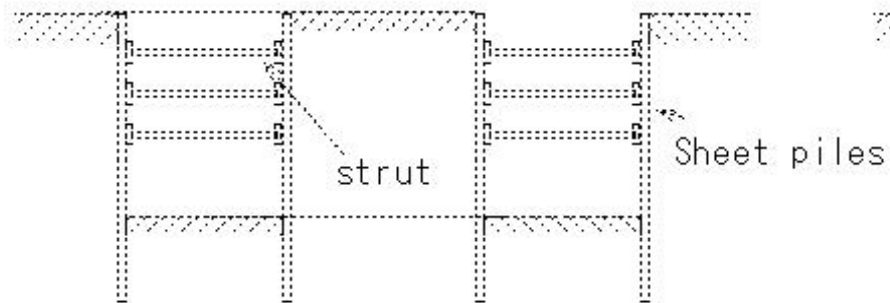
(F253) trench cut method

trench cut method

Construction of underground structures

Excavation of the periphery

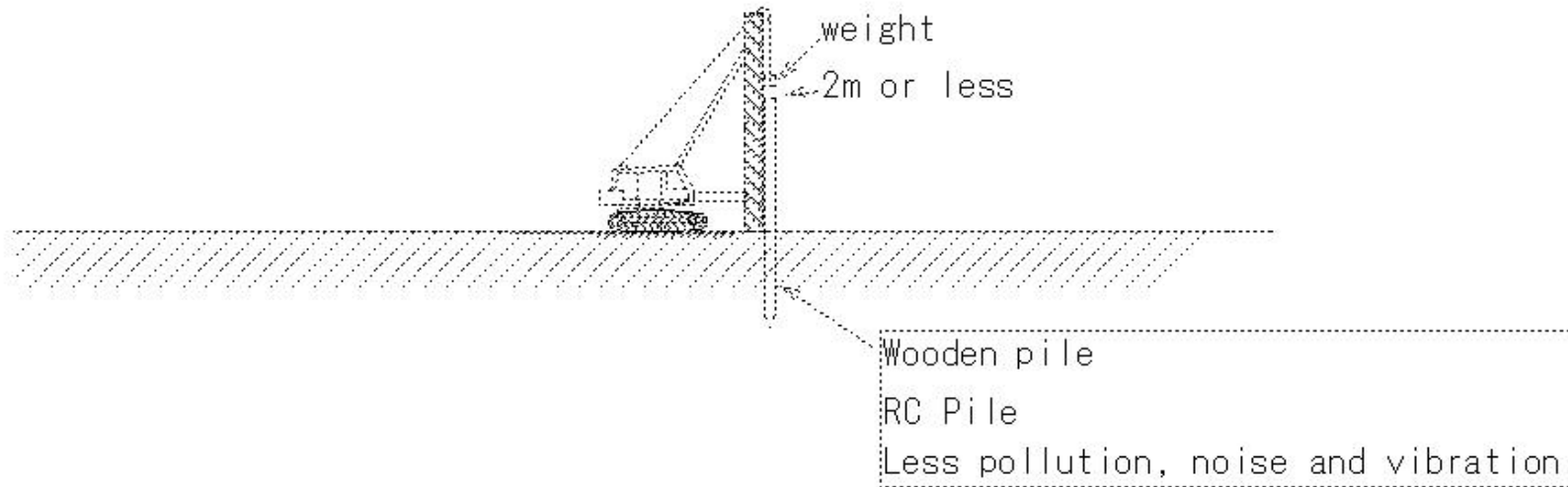
Construction of the periphery



(F254)drop hammer

(F254) drop hammer

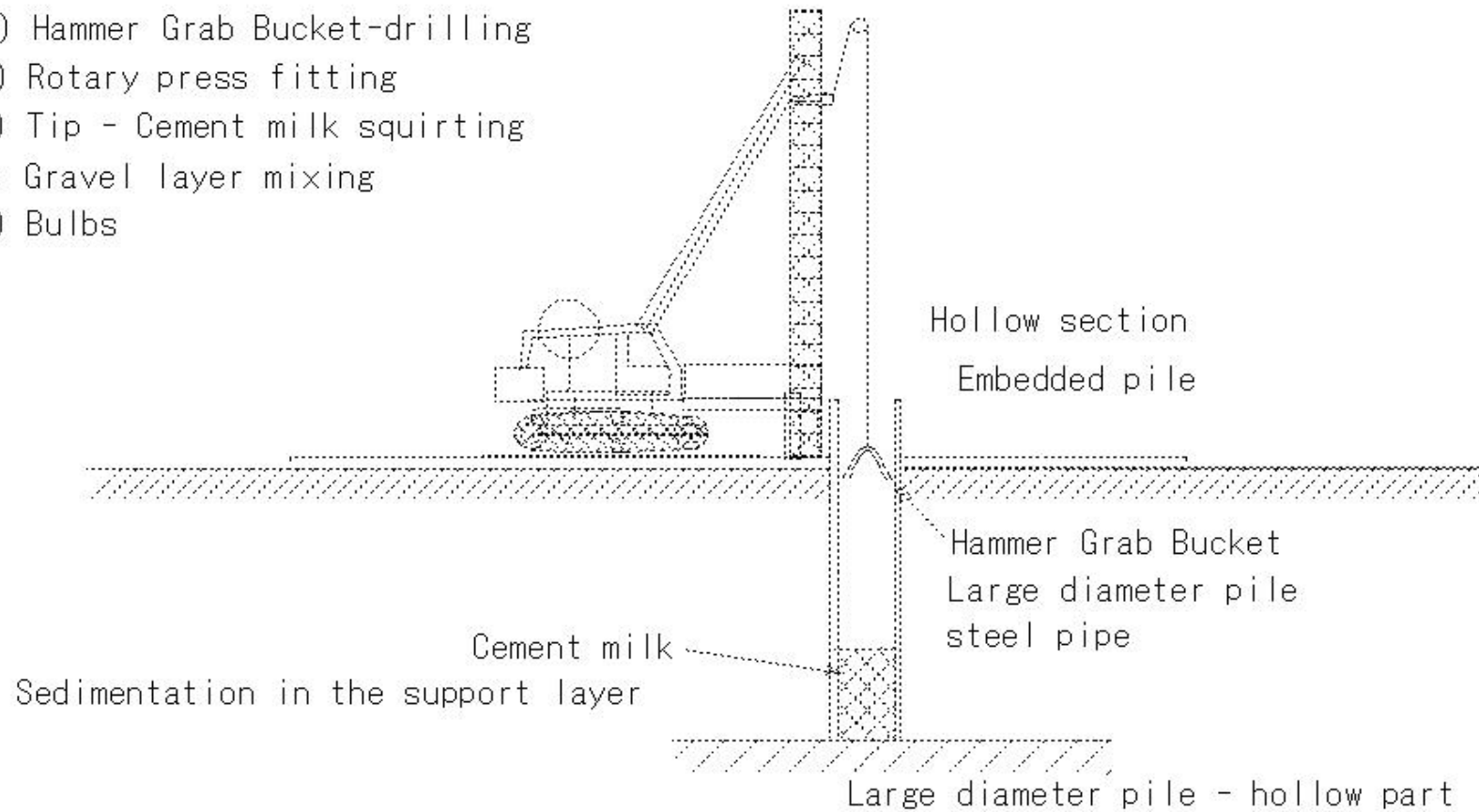
Drop hammer



(F255)Hollow excavation pile method

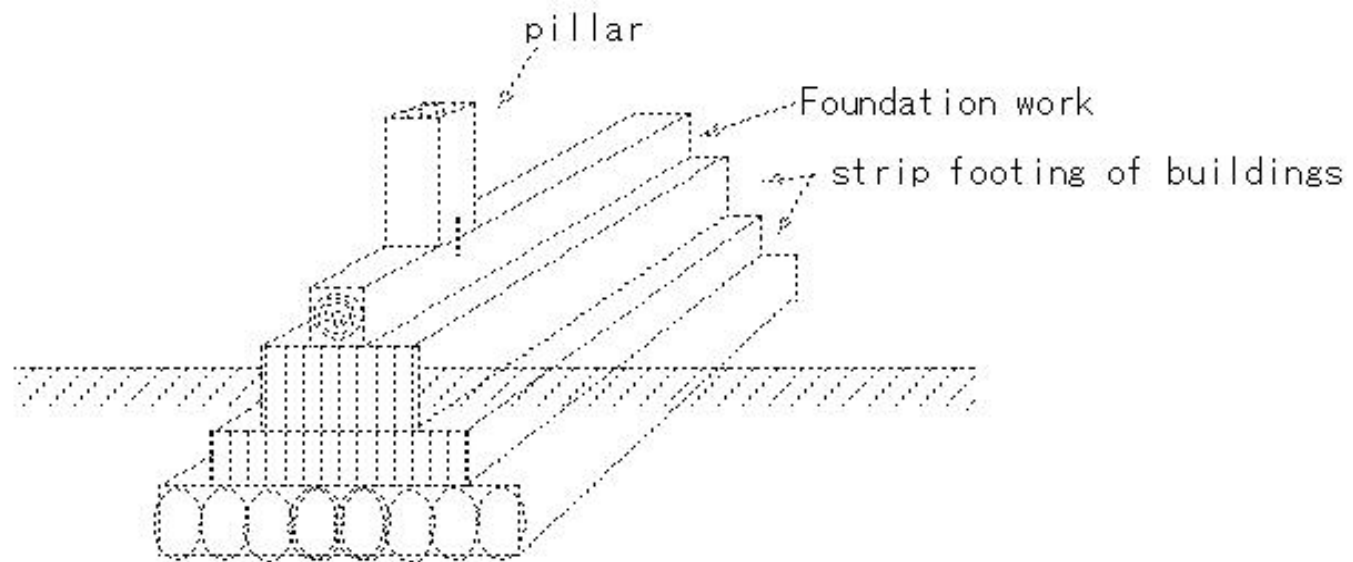
(F255)Hollow excavation pile method

- (1) Hammer Grab Bucket-drilling
- (2) Rotary press fitting
- (3) Tip - Cement milk squirting
- (4) Gravel layer mixing
- (5) Bulbs



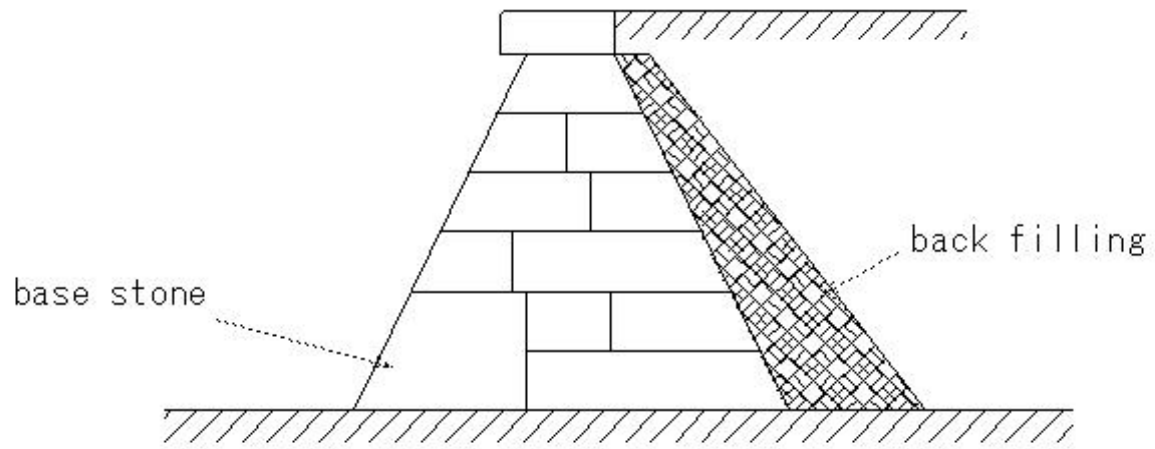
(F256)strip footing

(F256)strip footing



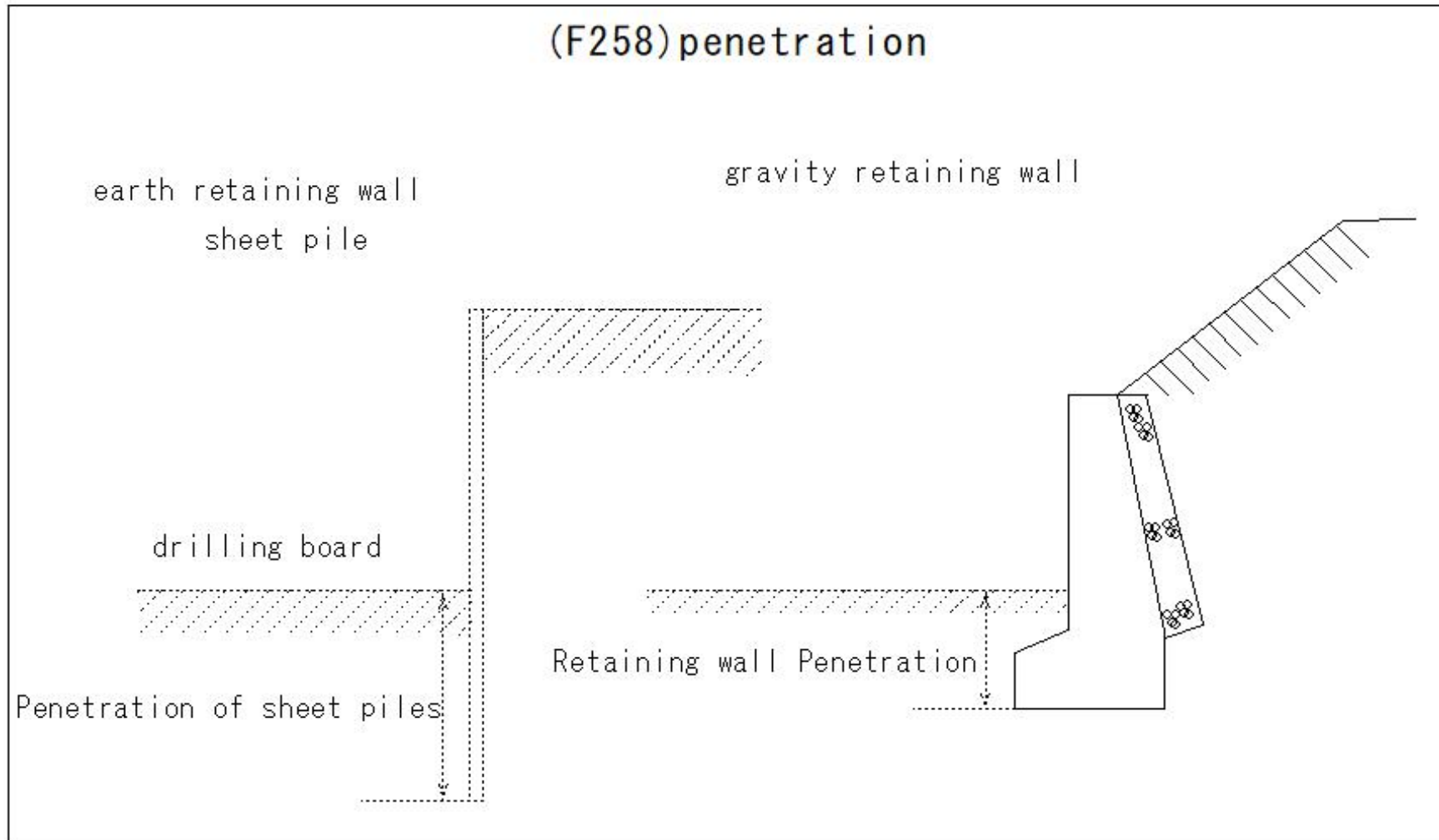
(F257)base stone

(F257)base stone

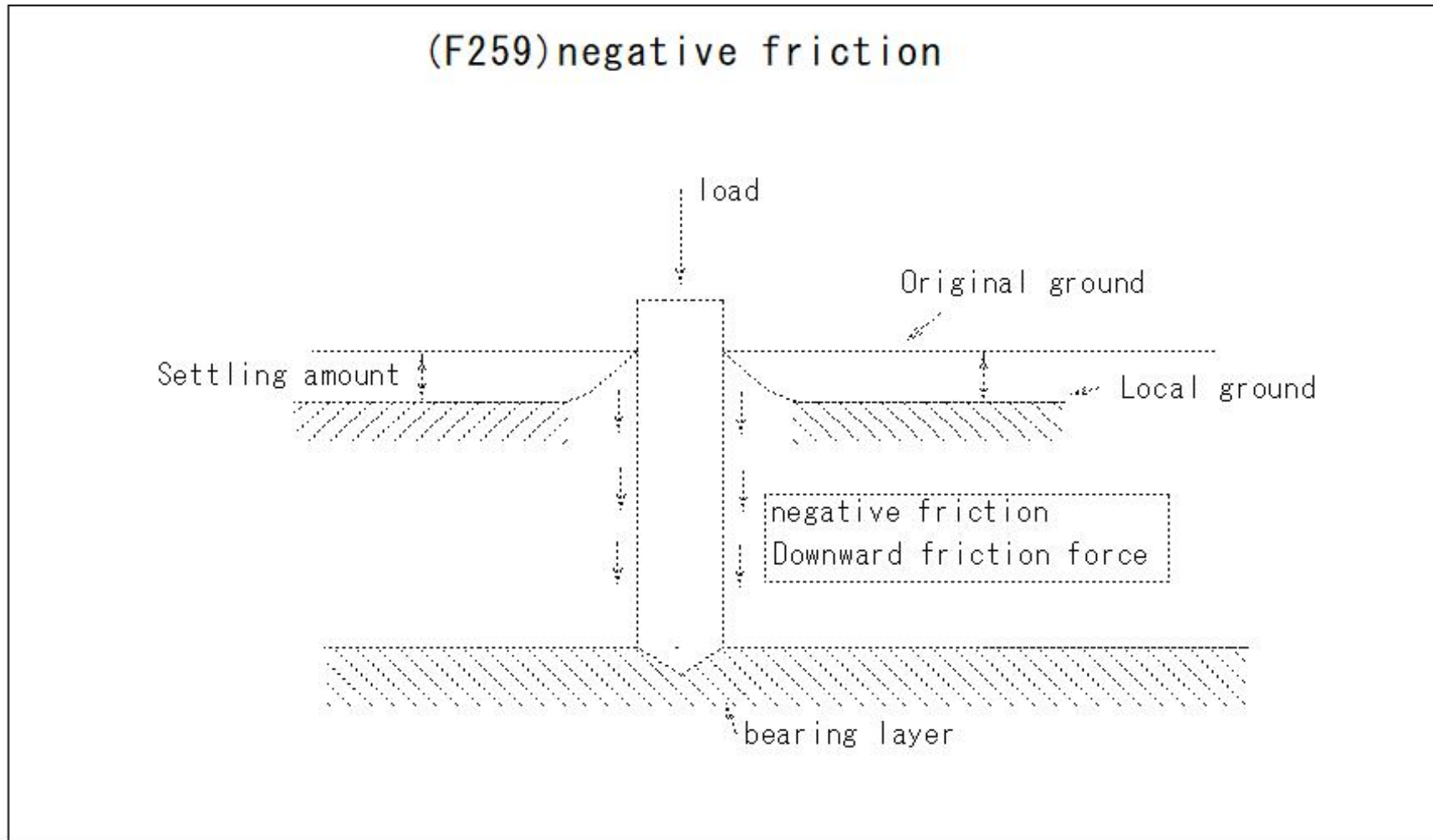


(F258)penetration

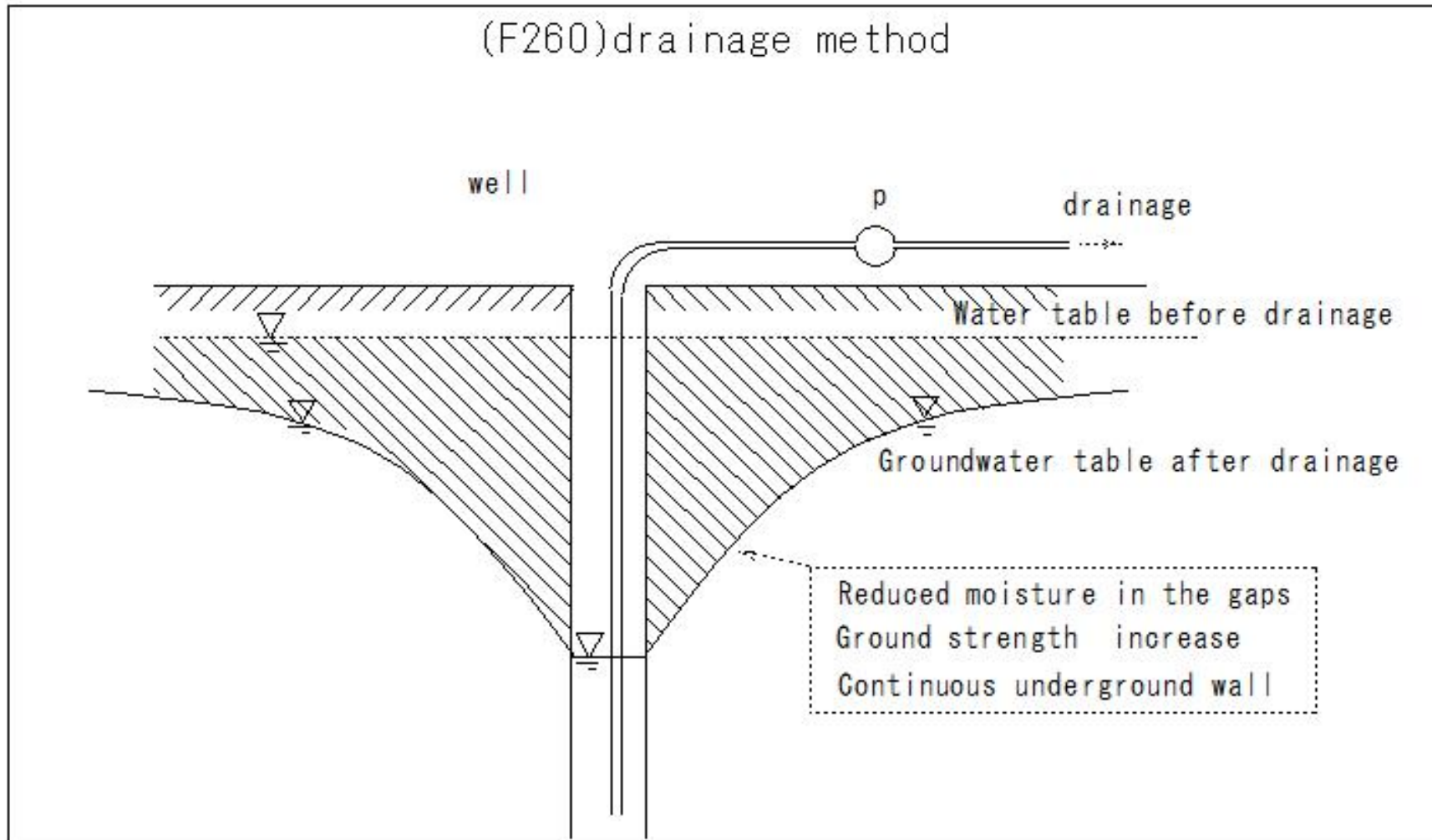
(F258)penetration



(F259)negative friction

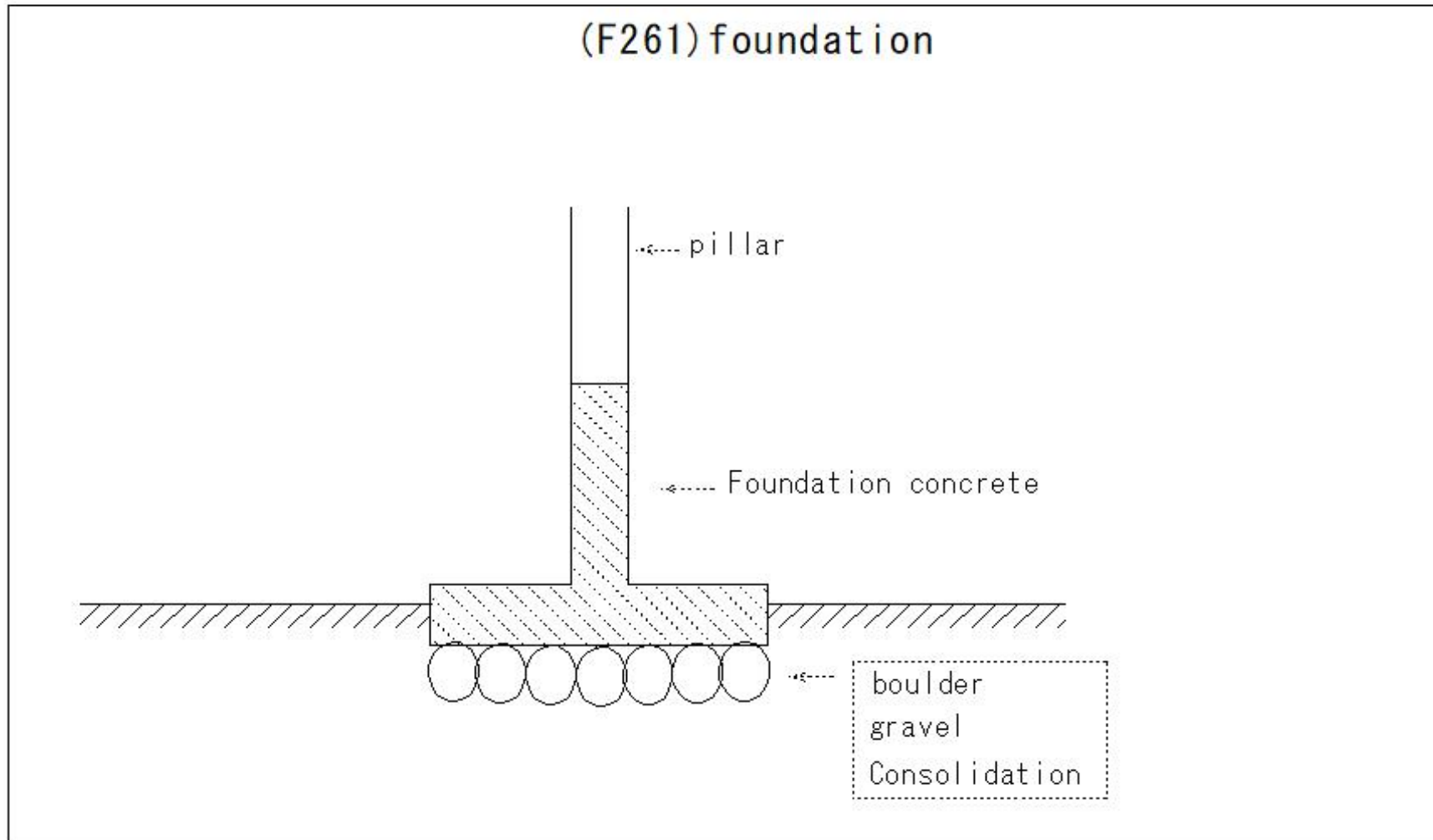


(F260)drainage method





(F261) foundation



(F262)comparative base line

(F262) comparative base line


index  
Metal Marker

Comparative baseline length  
 $\alpha$   
comparative base line

ground

Concrete Blocks

Lightwave measurement  
Tape measure test  
Precise length



(F263) standard penetration test

(F263) standard penetration test

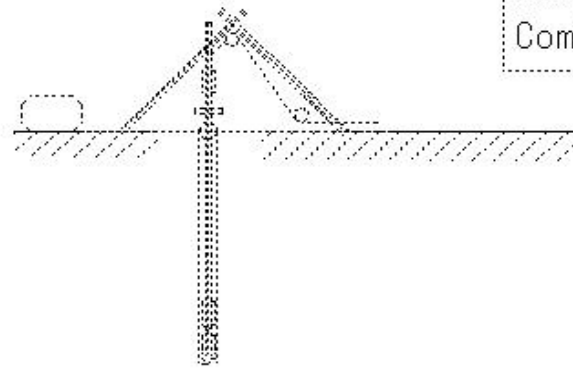
Drop height: 75cm

Hammer: 63.5kg

Penetration 30cm

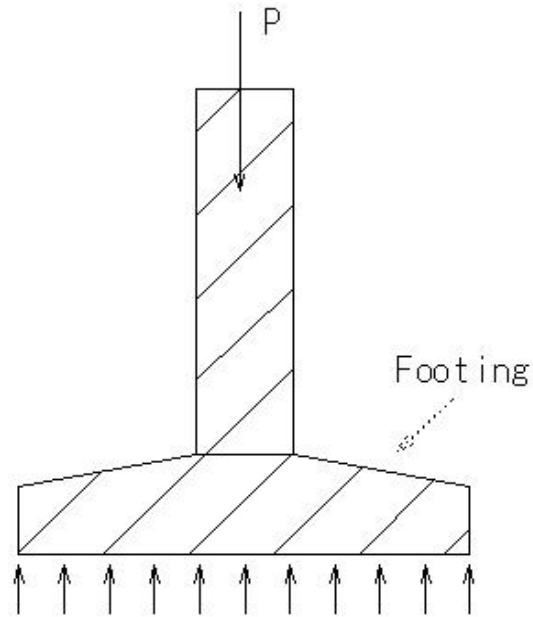
Number of blows N value

Combined boring



(F264) footing

(F264) footing

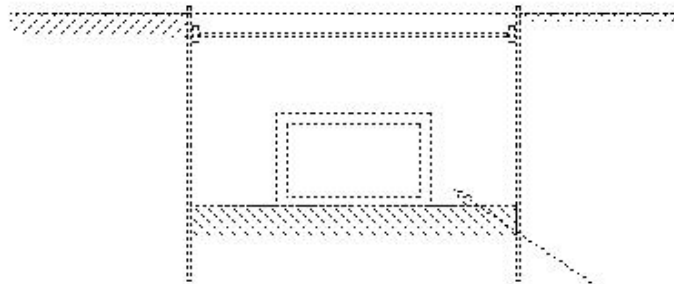


Pillars, walls, piers

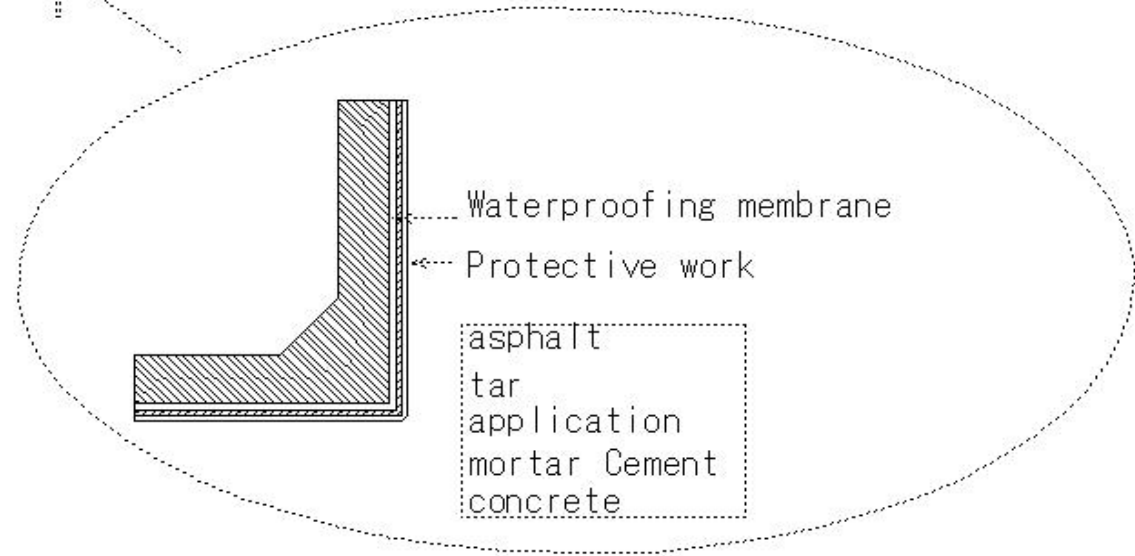
Bottom - Enlarge

(F265)bituminous membrane water proofing

(F265)bituminous membrane water proofing

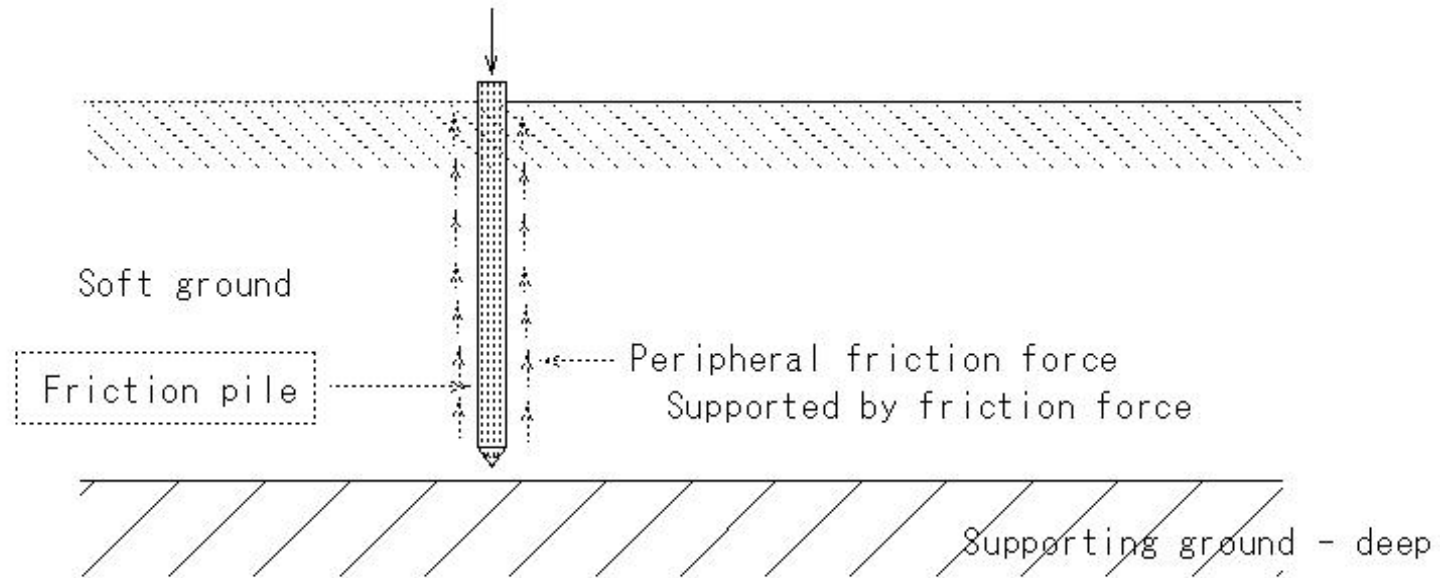


bituminous membrane water proofing

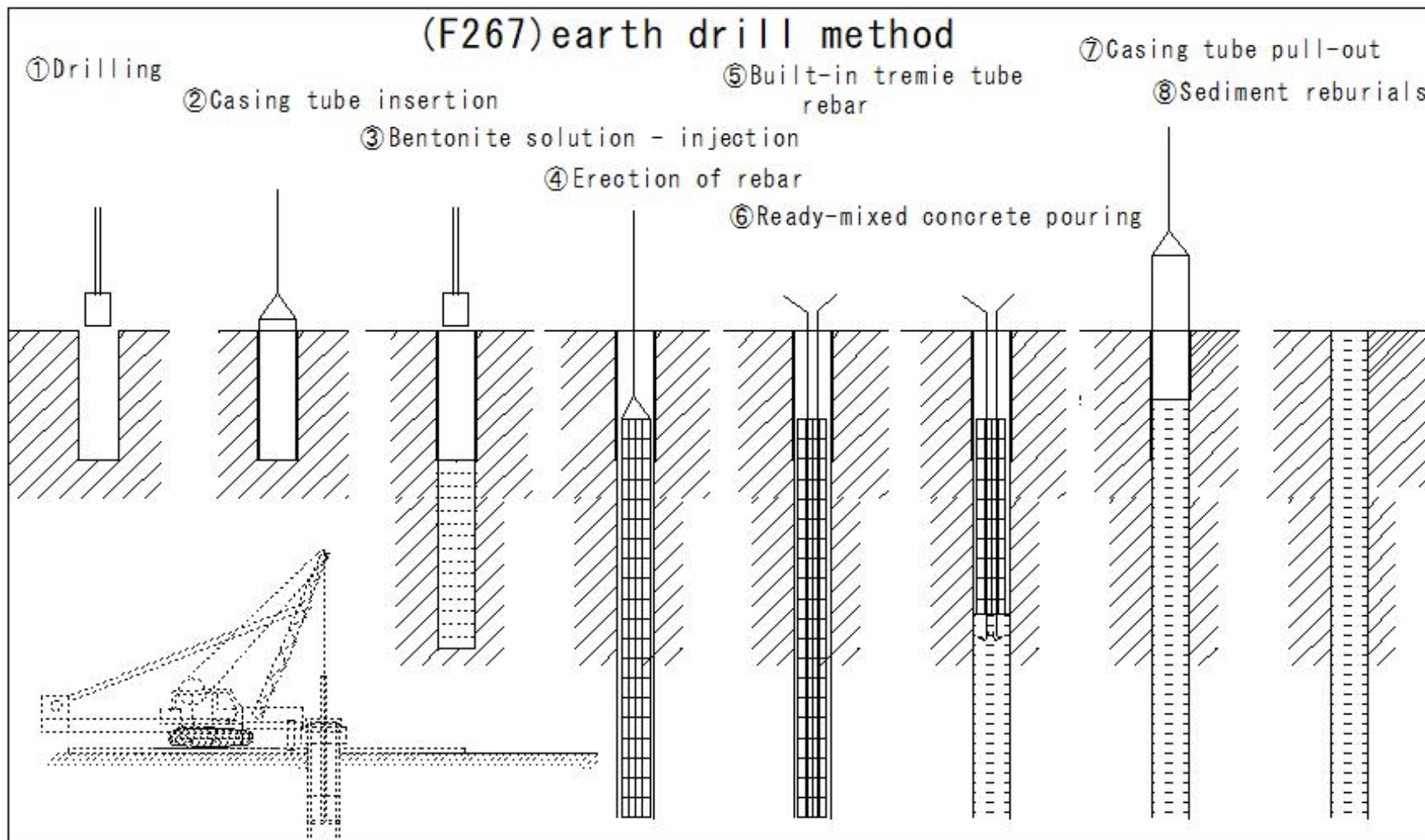


(F266)friction pile

(F266) friction pile



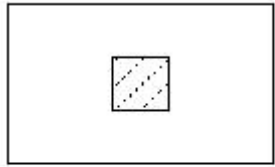
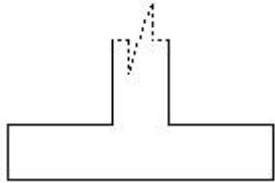
(F267)earth drill method




(F268)shallow foundation

(F268) shallow foundation

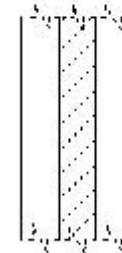
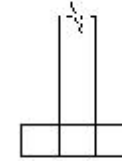
Shallow foundation: direct foundation



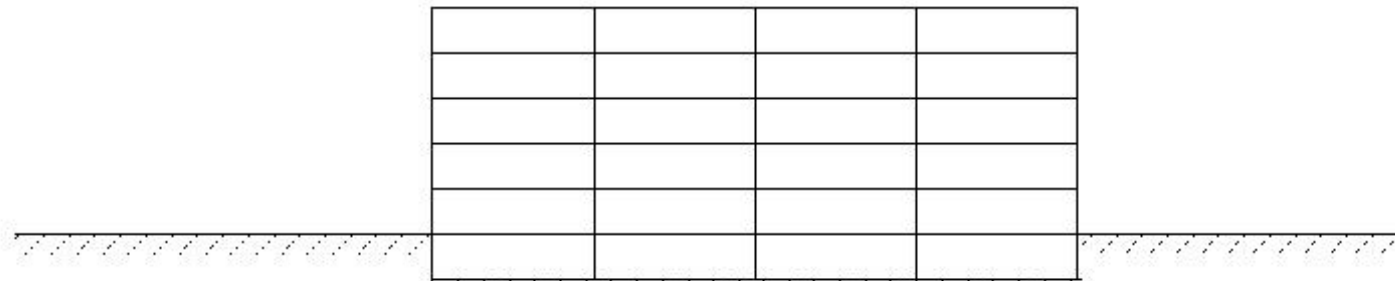
Independent Footing foundation



Composite Footing foundation



Continuous Footing Basis

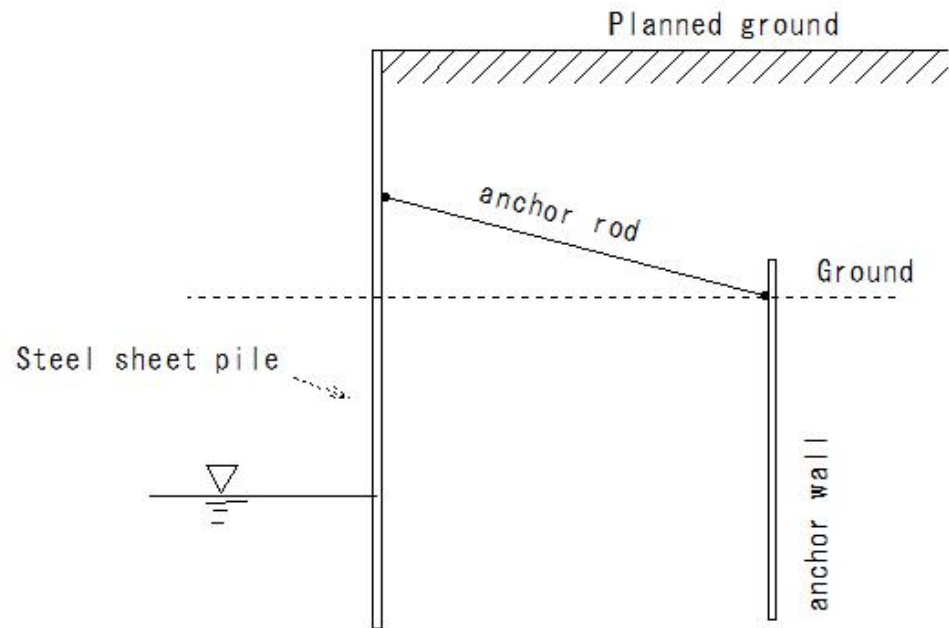


mat foundation



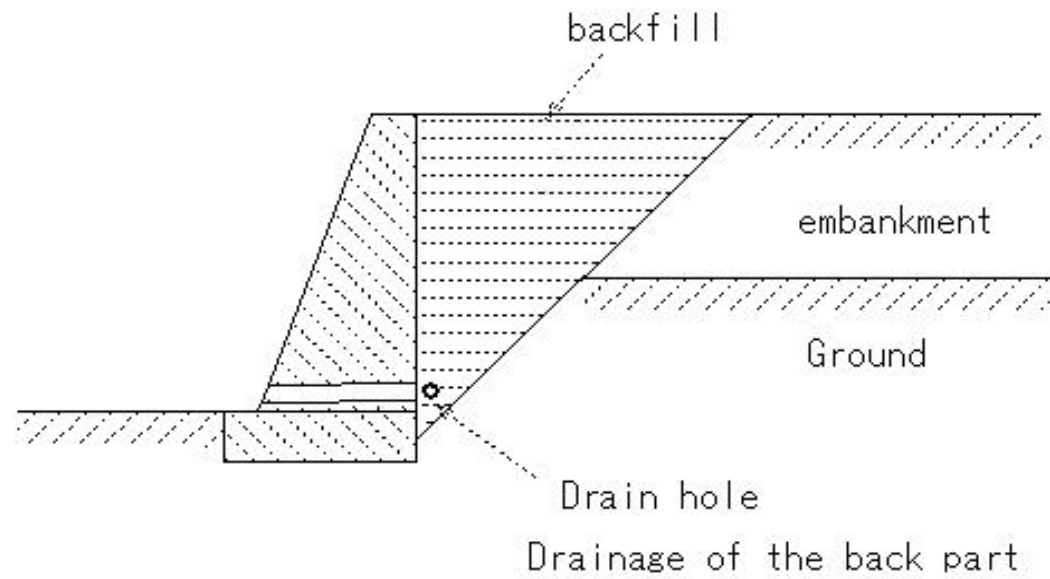
(F269) anchor wall / anchor rod

(F269) anchor wall / anchor rod



(F270)backfill

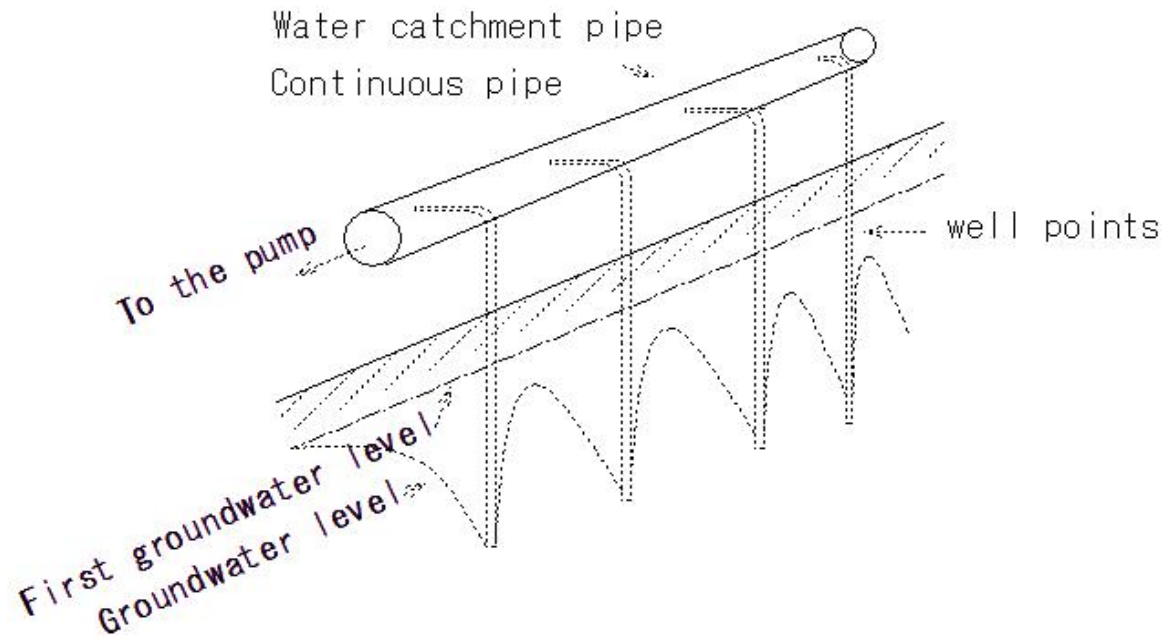
(F270)backfill



(F271)wellpoint method

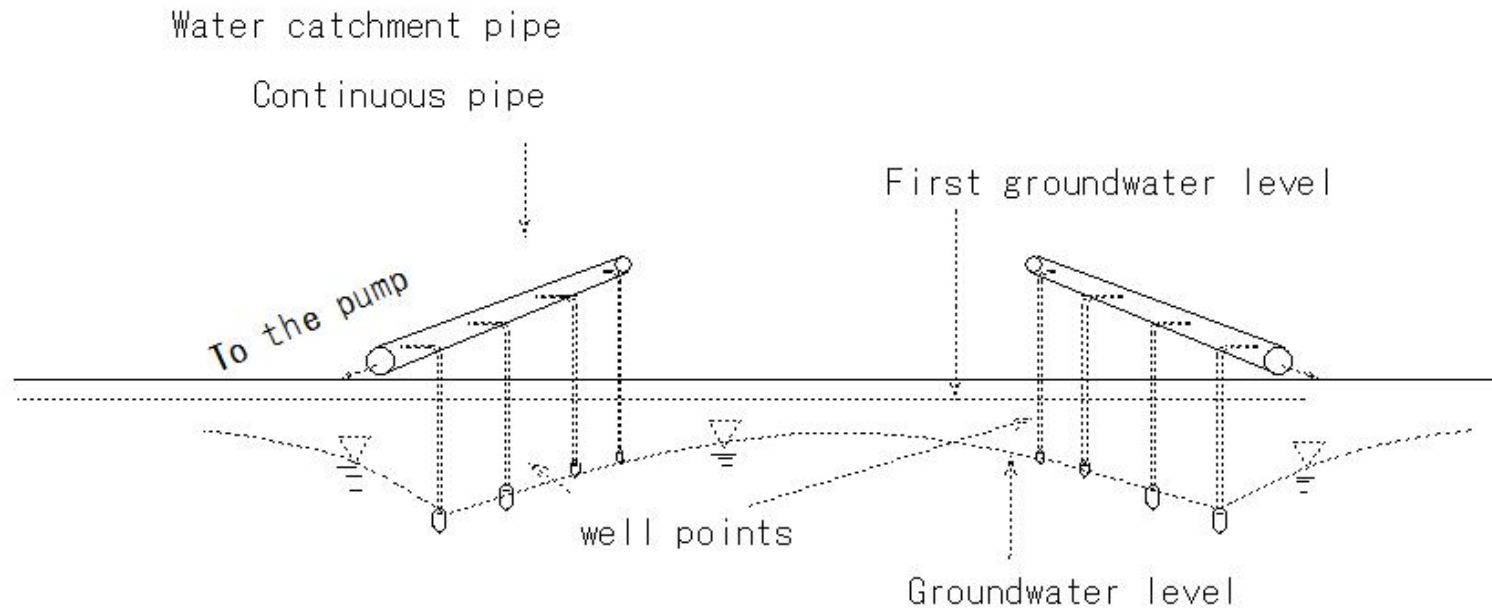
(F271)wellpoint method

One row of well points

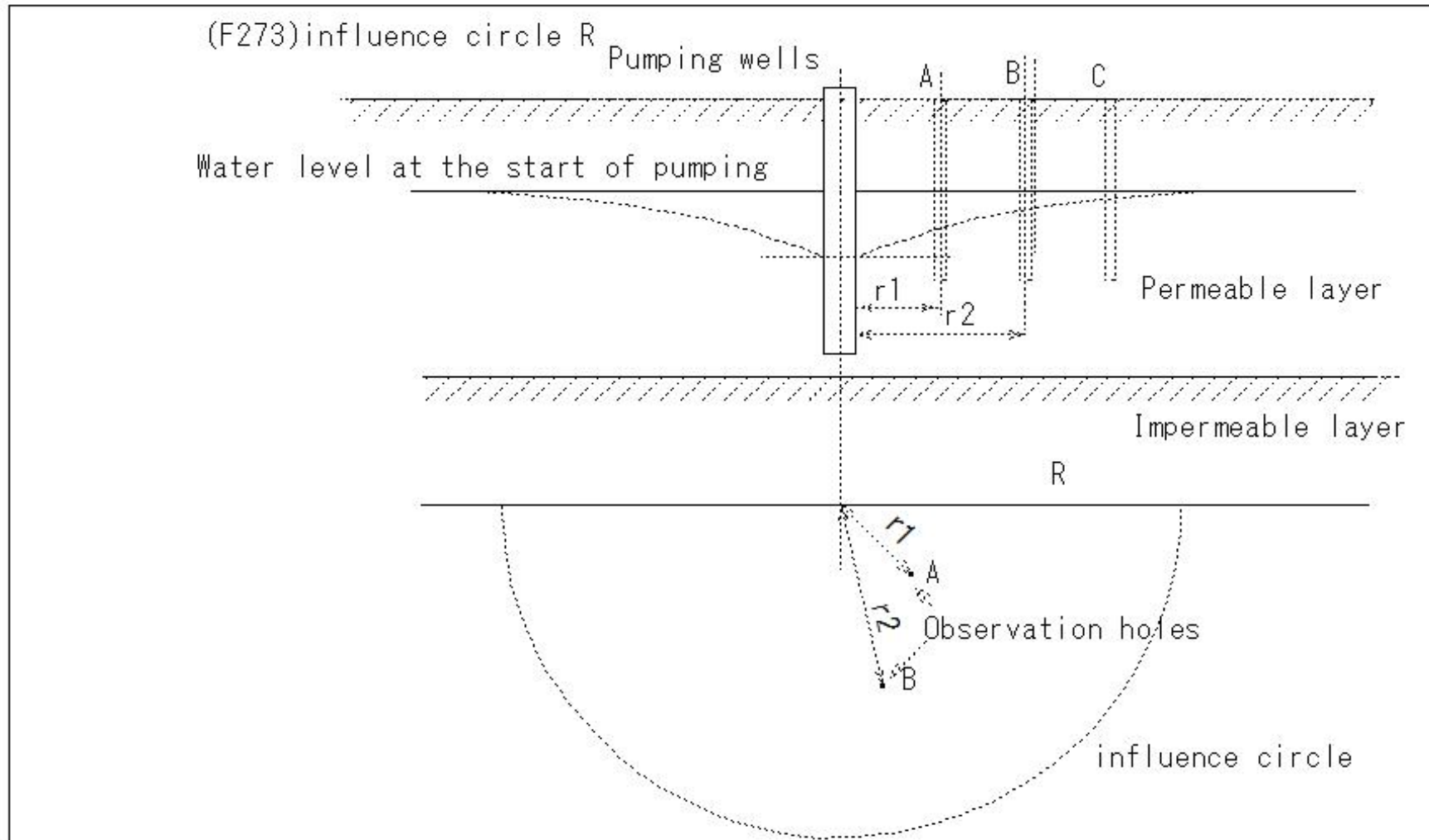


(F272)wellpoint method

(F272) wellpoint method



(F273)influence circle R



(F274) cone penetration test

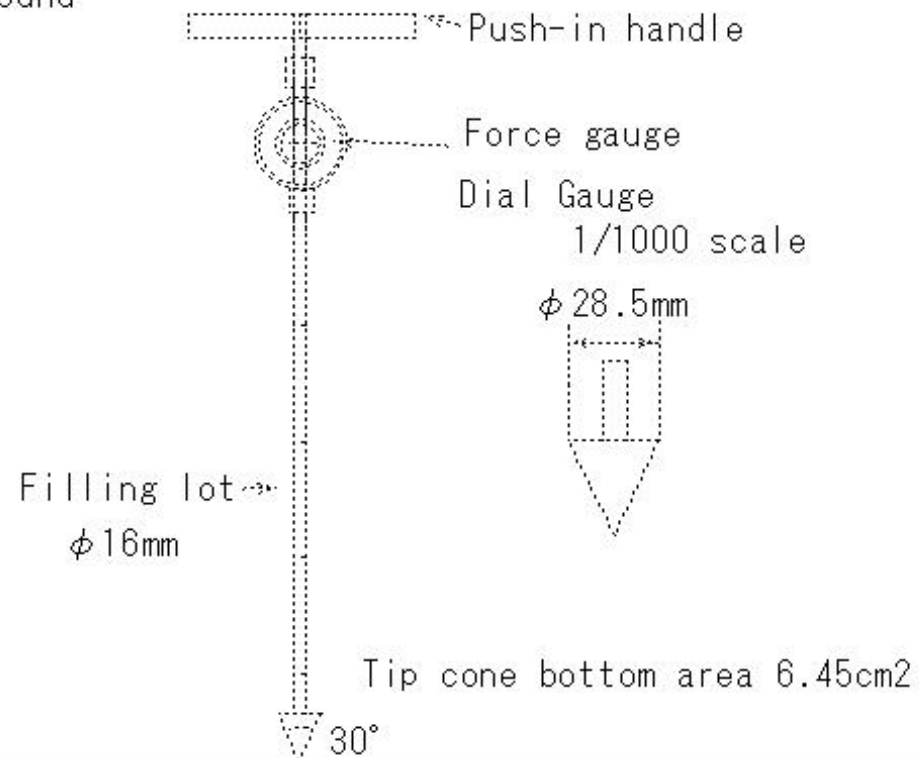
(F274) cone penetration test

cone penetration test

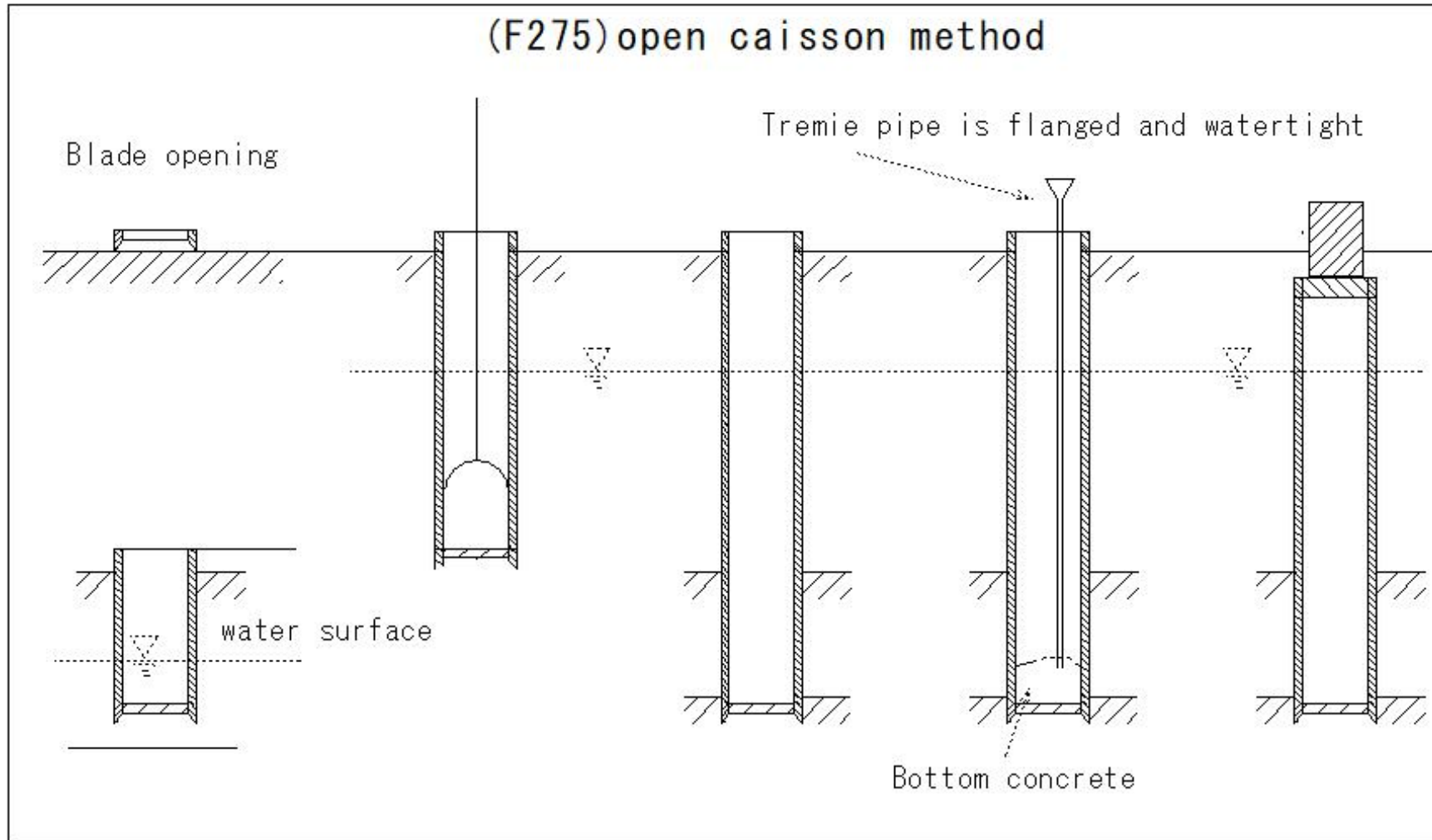
Soil shear strength

Cone bearing capacity  $q_c = \text{kgf/cm}^2$  Penetration resistance/cross-sectional area

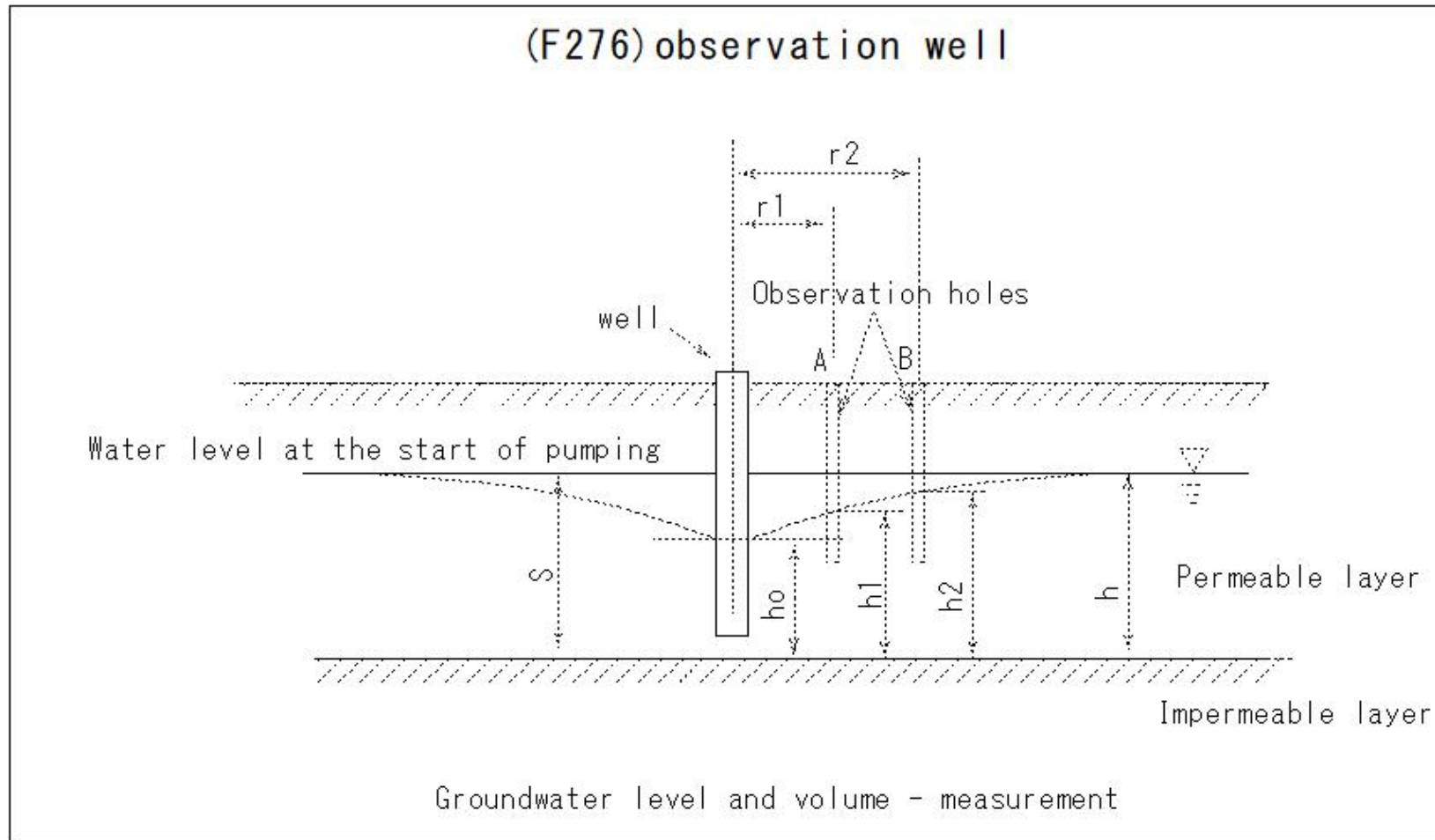
Bearing capacity of soft ground



(F275) open caisson method



(F276) observation well

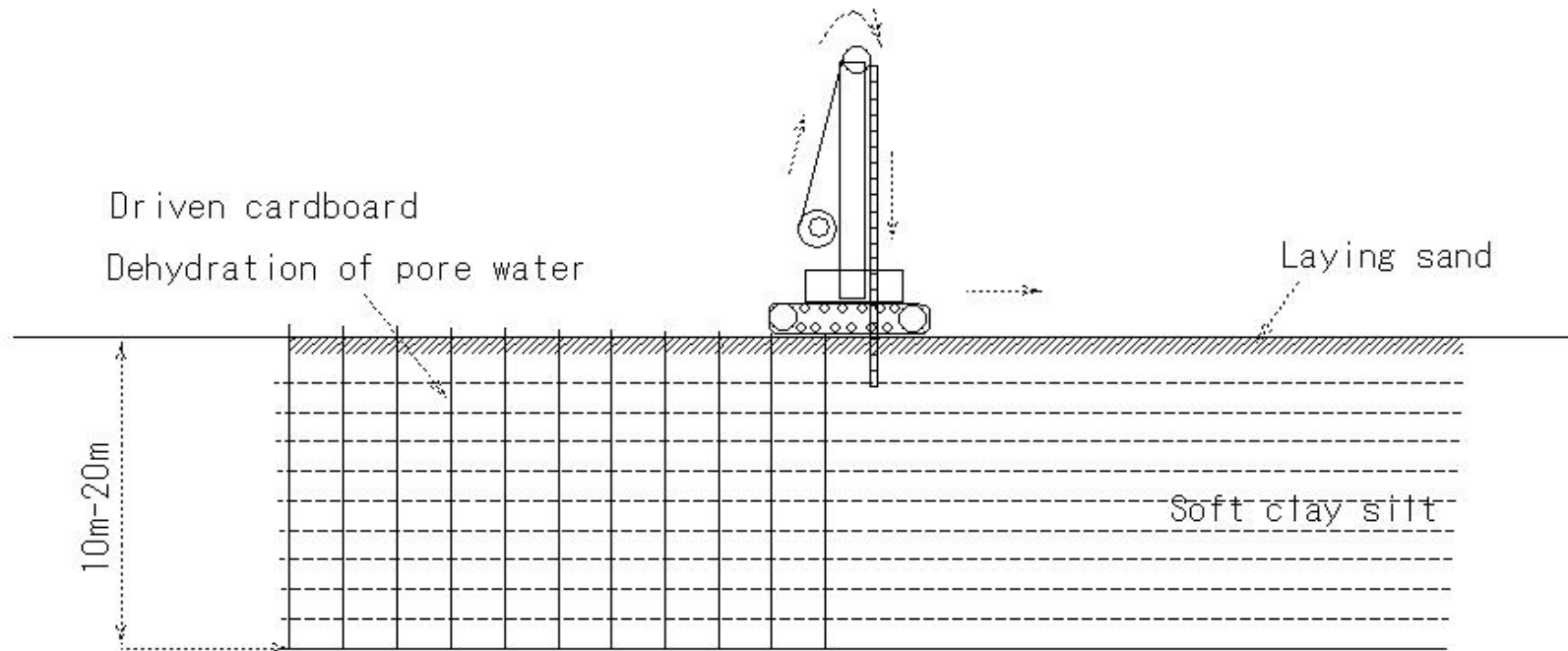




(F277)card-board-drain method

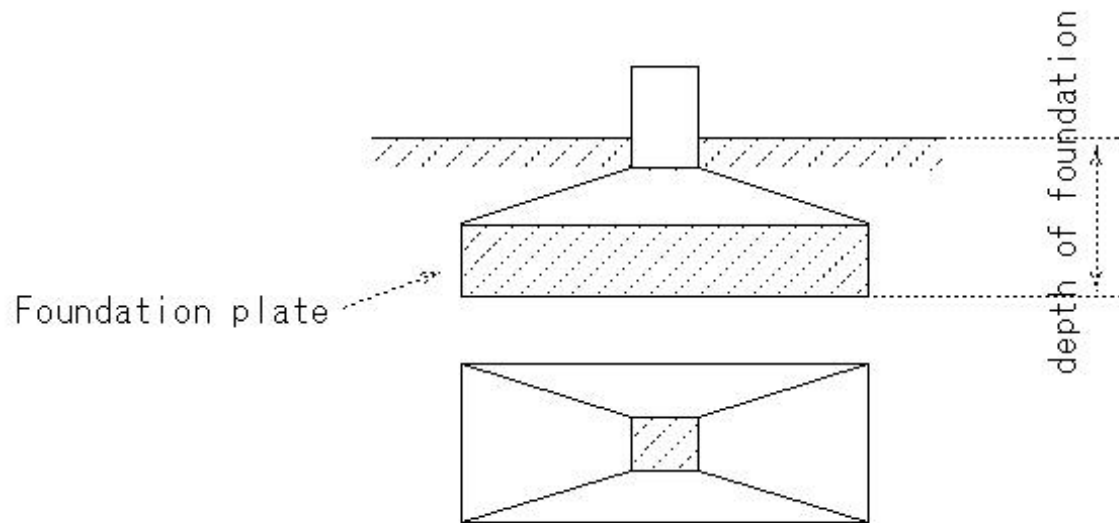
(F277) card-board-drain method

card-board-drain method



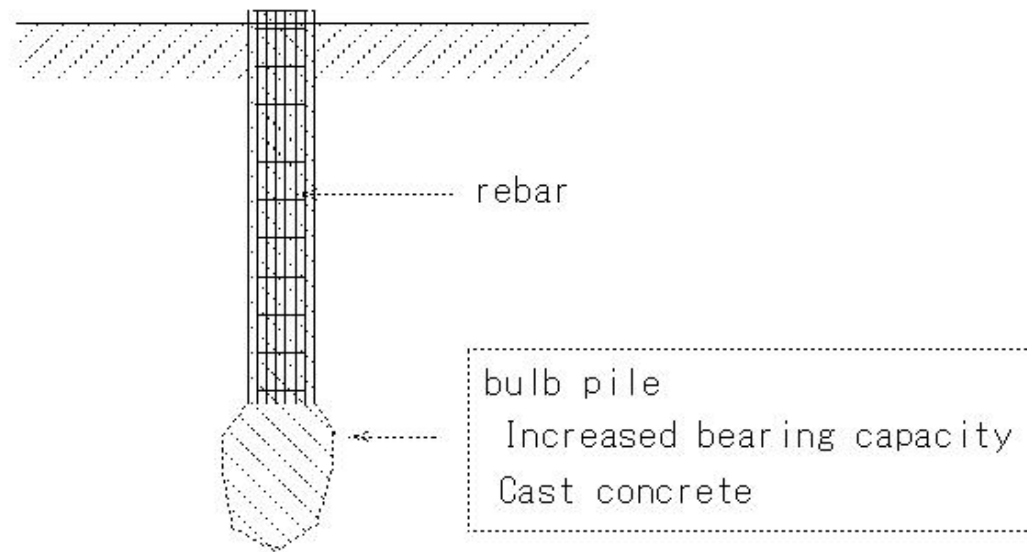
(F278)depth of foundation

(F278)depth of foundation



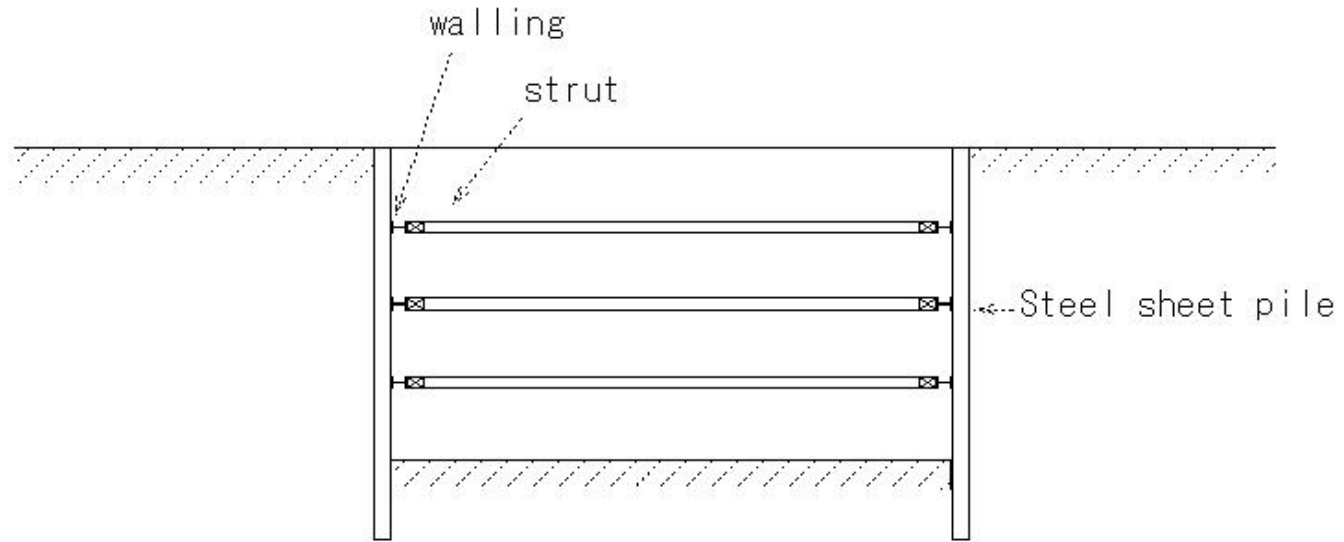
(F279) Bulb pile Pedestal pile

(F279) Bulb pile Pedestal pile



(F280)strut

(F280) strut



(F281)tip of pile


(F281)tip of pile

tip of pile



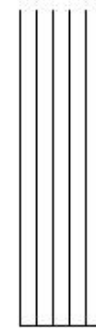
Less than or equal to 90°

Sharp-edged pile



90° or more

Blunt-end pile



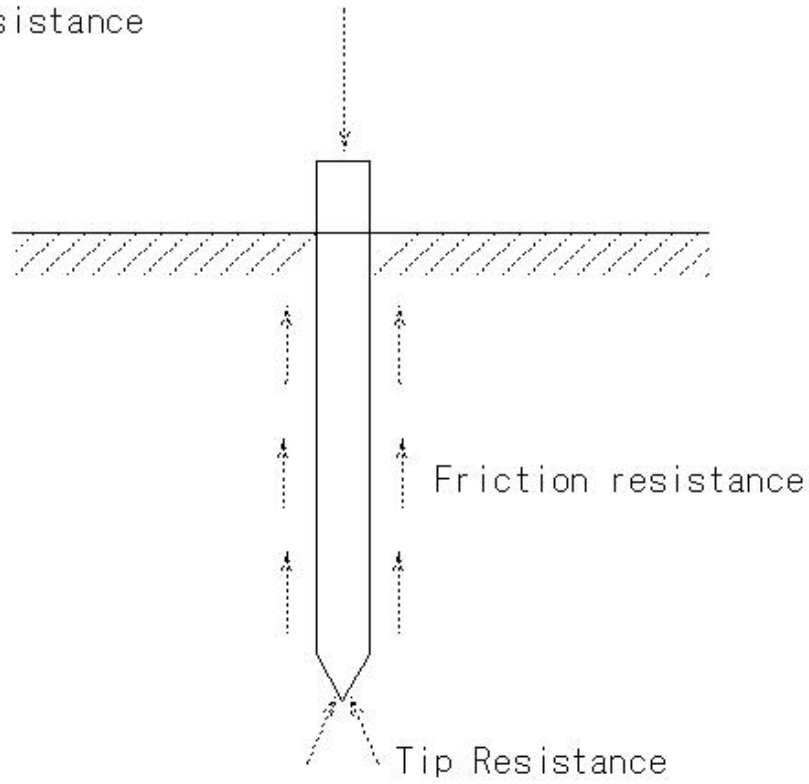
180°

Flat pile

(F282)pile driving resistance

(F282)pile driving resistance

pile driving resistance

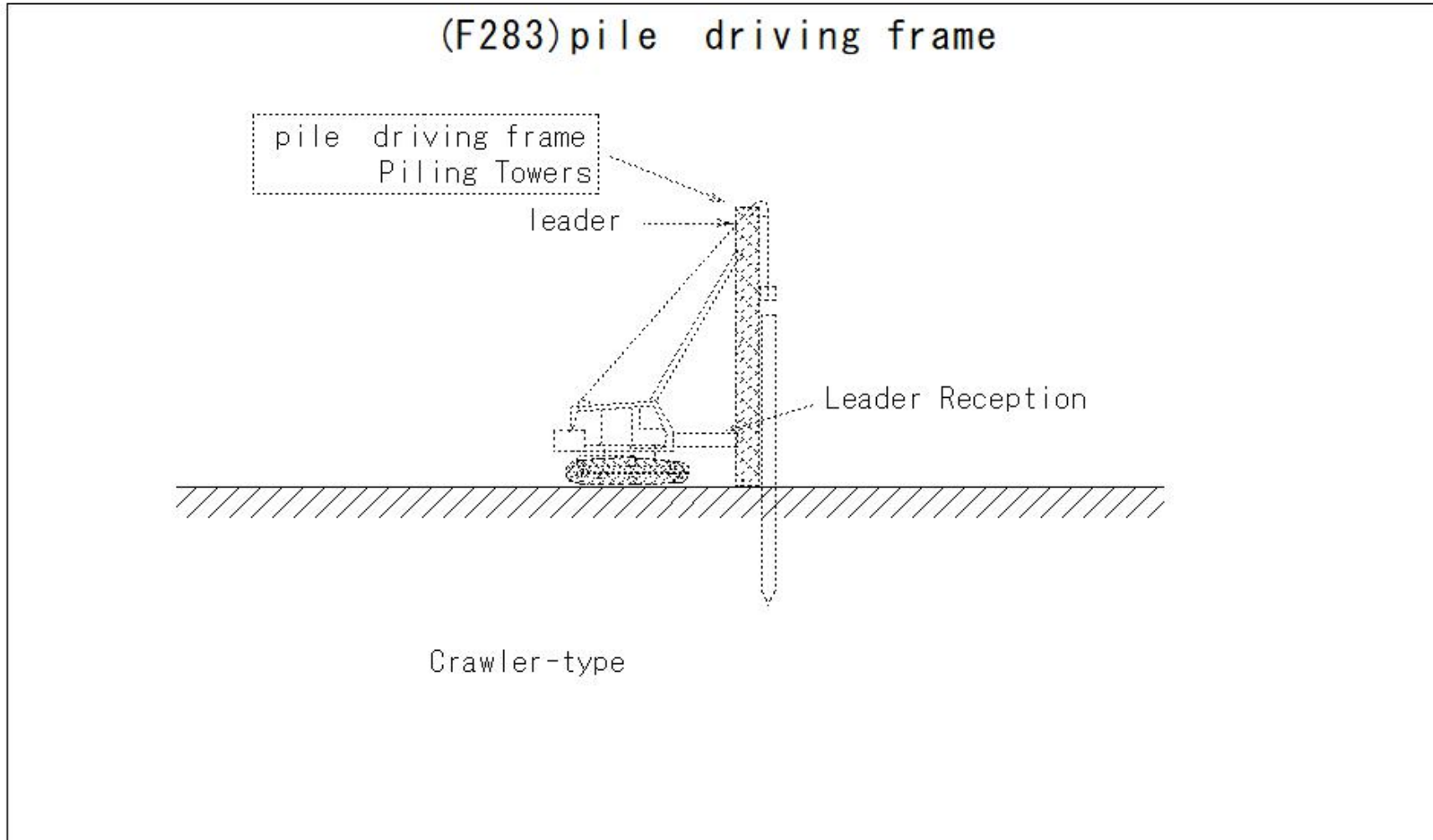


Friction resistance

Tip Resistance

Piling resistance

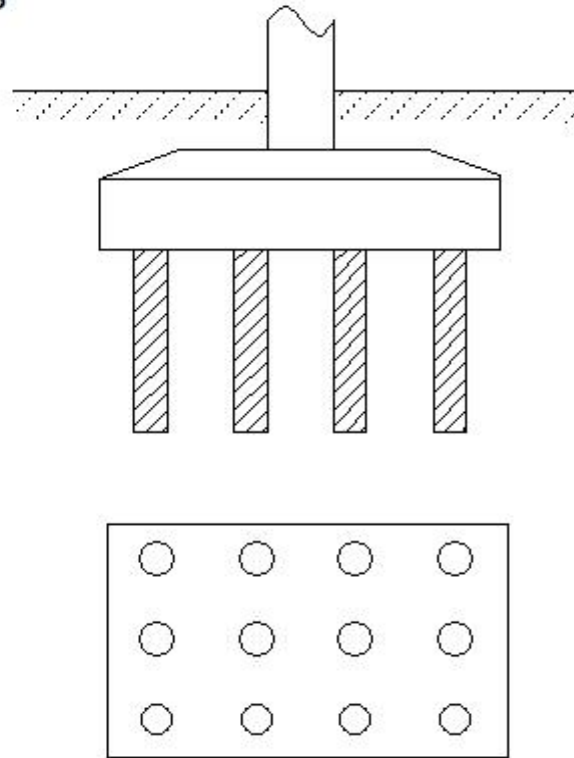
(F283)pile driving frame



(F284)group of piles

(F284)group of piles

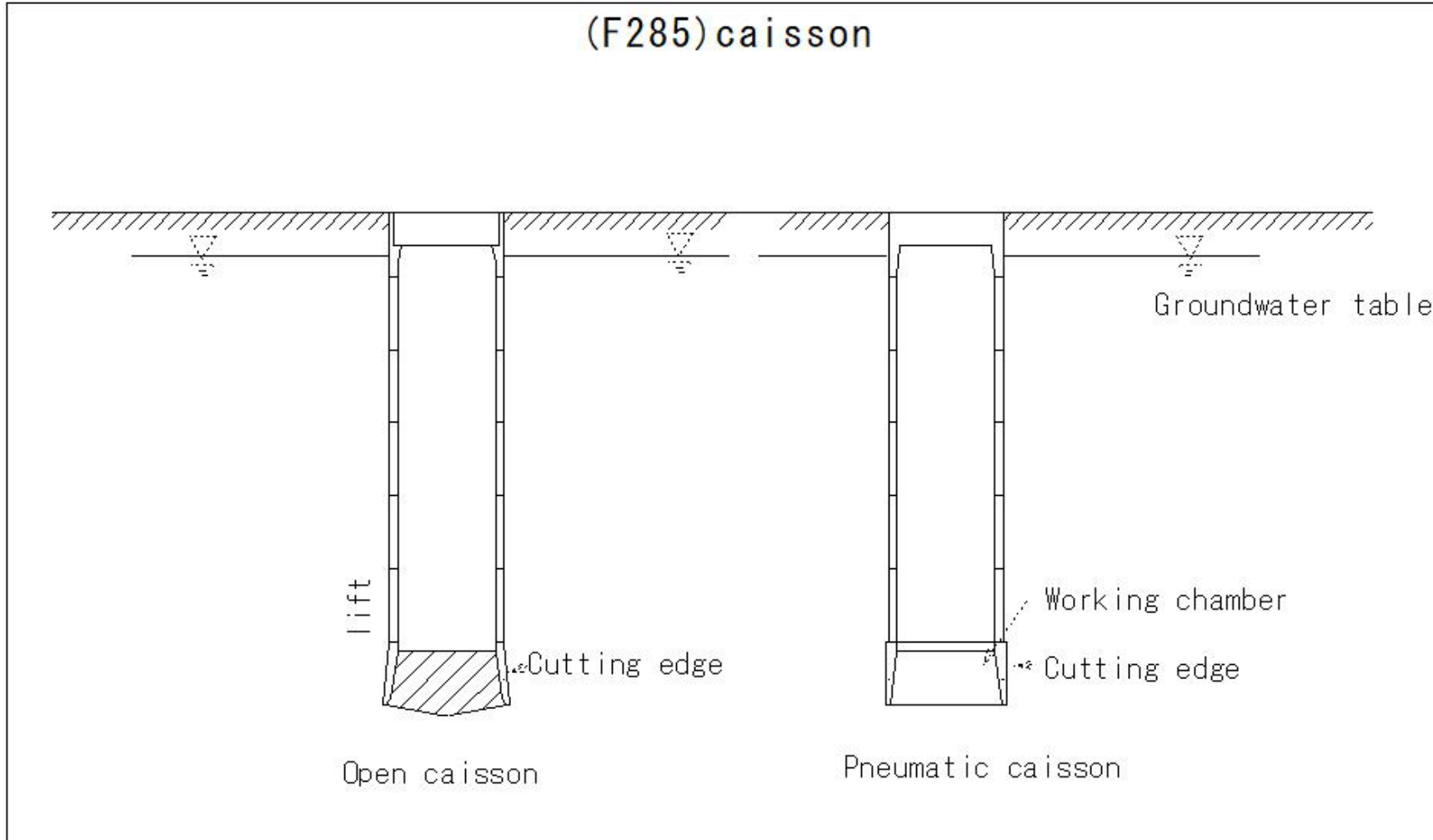
group of piles





(F285)caisson

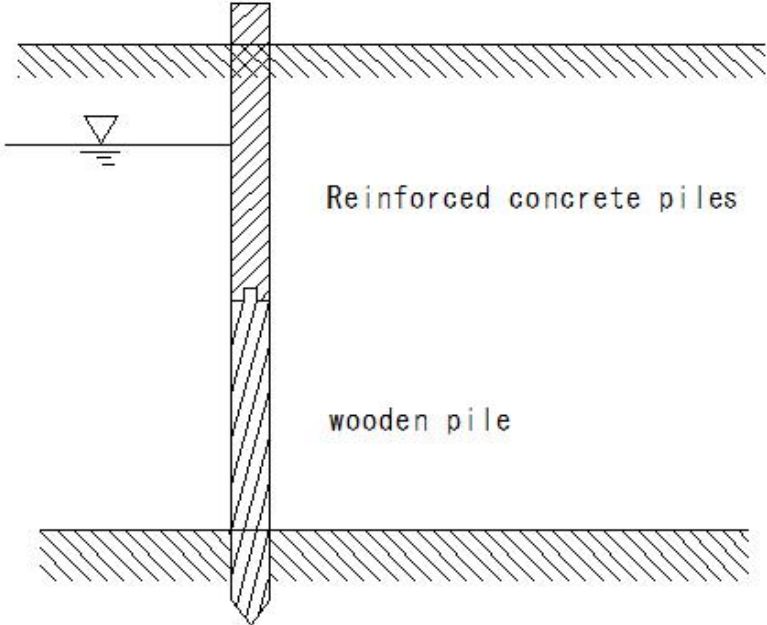
(F285) caisson



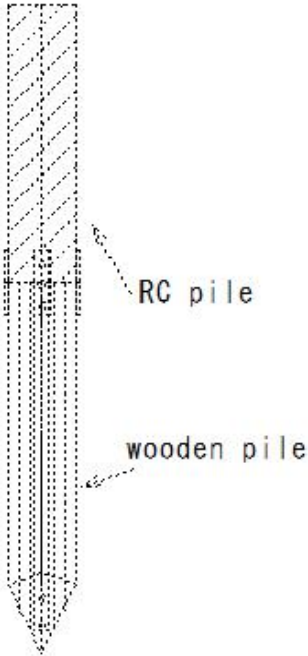
(F286) composite pile

(F286) composite pile

composite pile



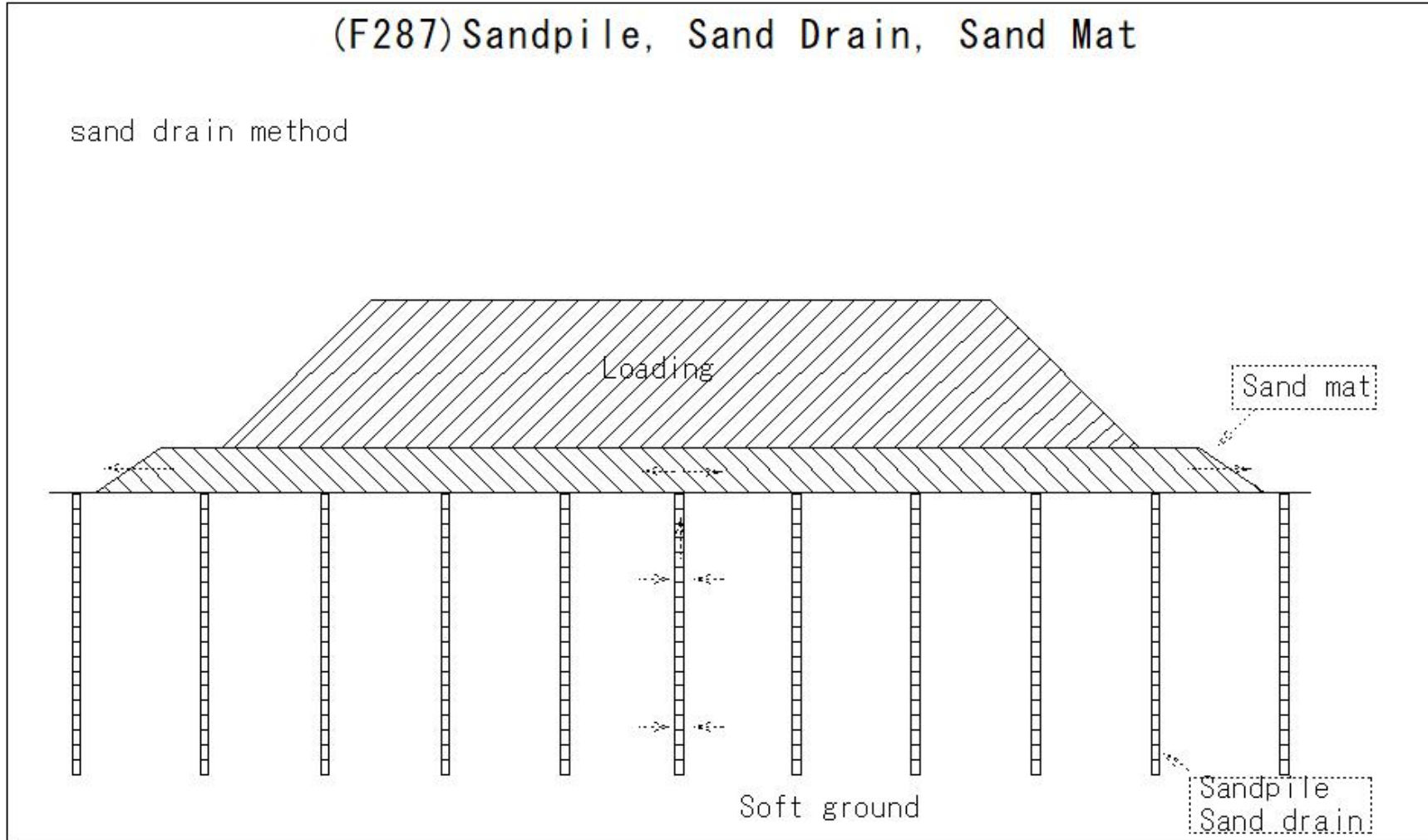
Joint piles



(F287) Sandpile, Sand Drain, Sand Mat

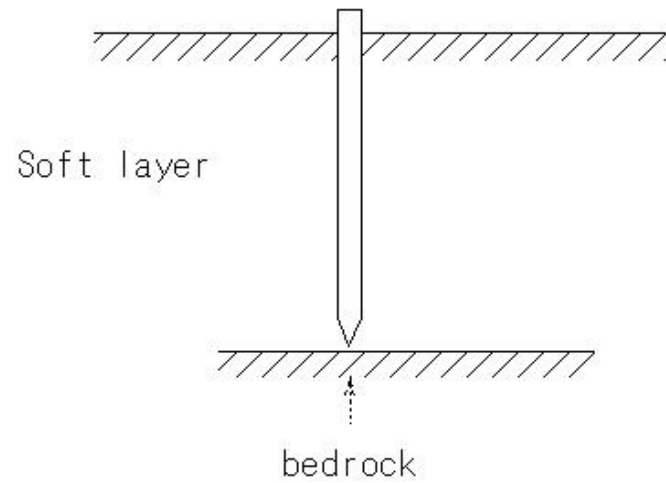
(F287) Sandpile, Sand Drain, Sand Mat

sand drain method

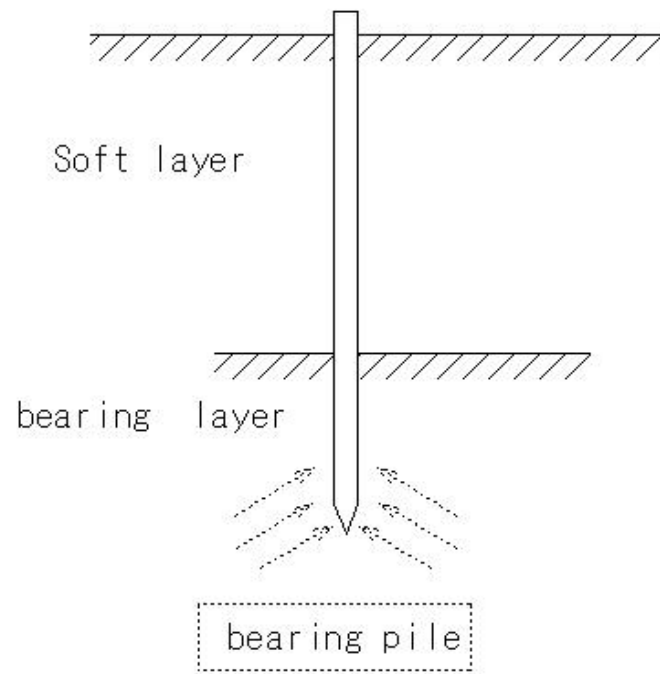


(F288) bearing pile

(F288) bearing pile

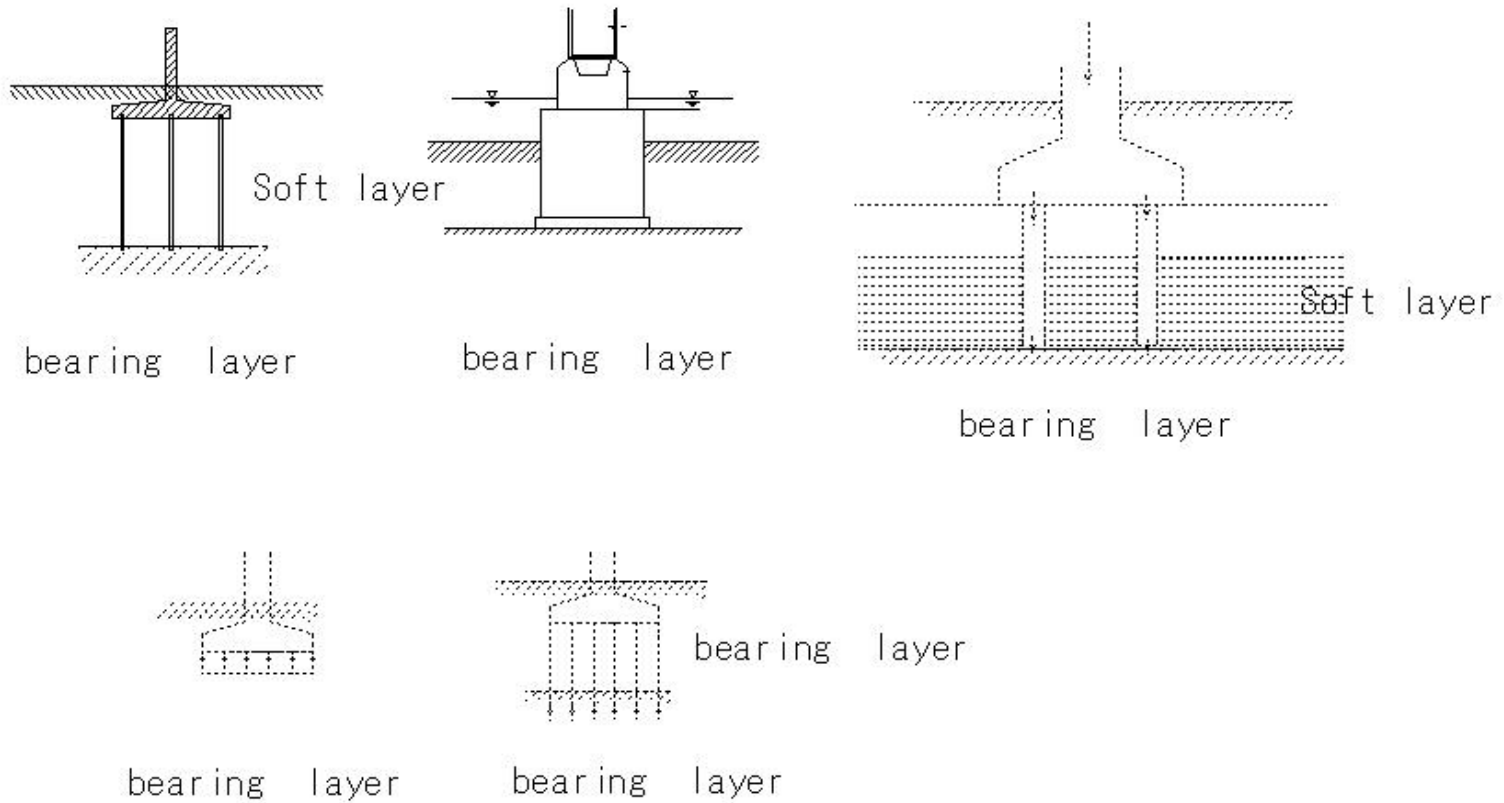


Tip support pile

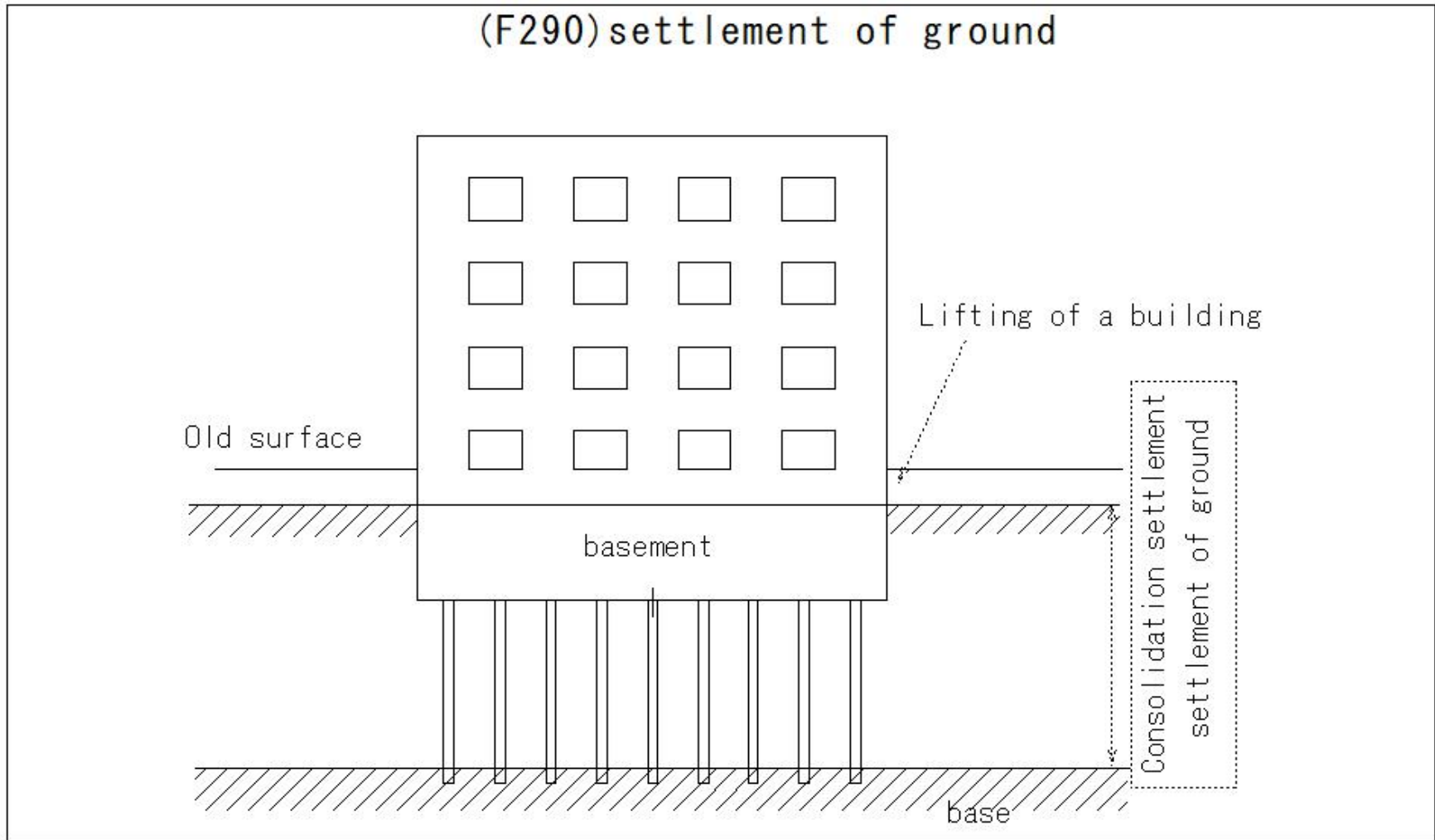


(F289) bearing layer

(F289) bearing layer

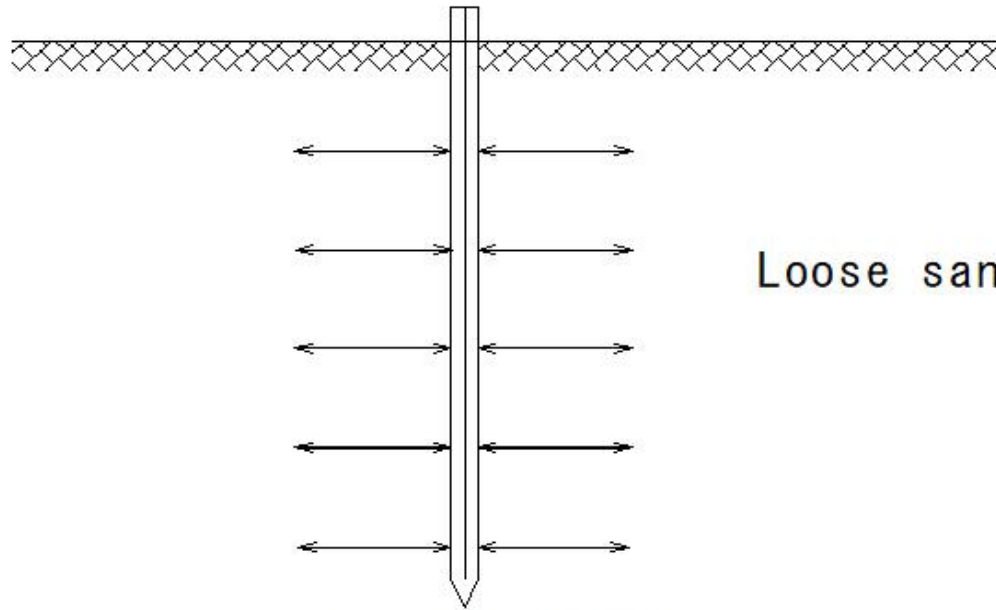


(F290)settlement of ground



(F291)compaction pile

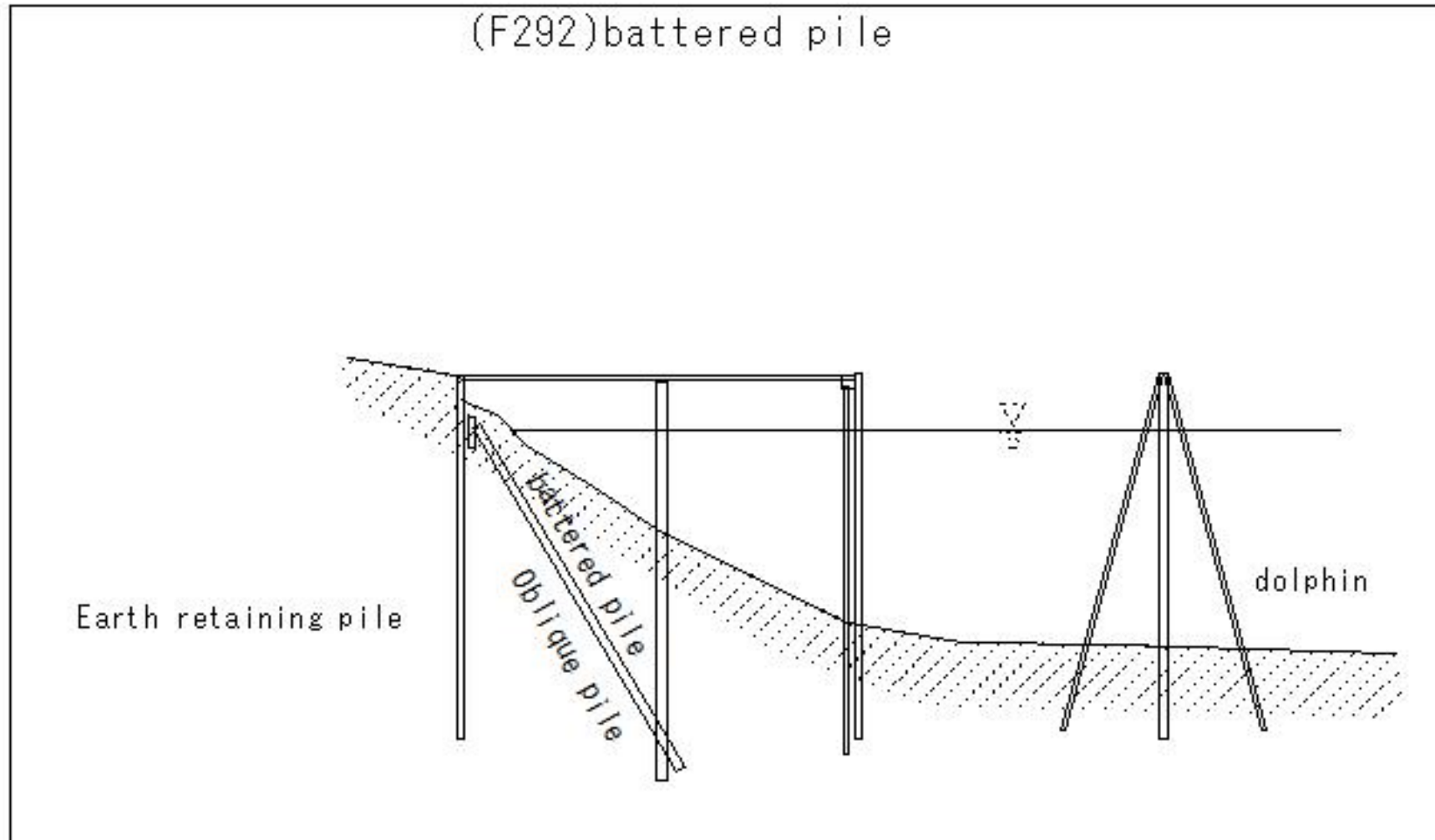
(F291) compaction pile



Loose sandy ground

compaction pile

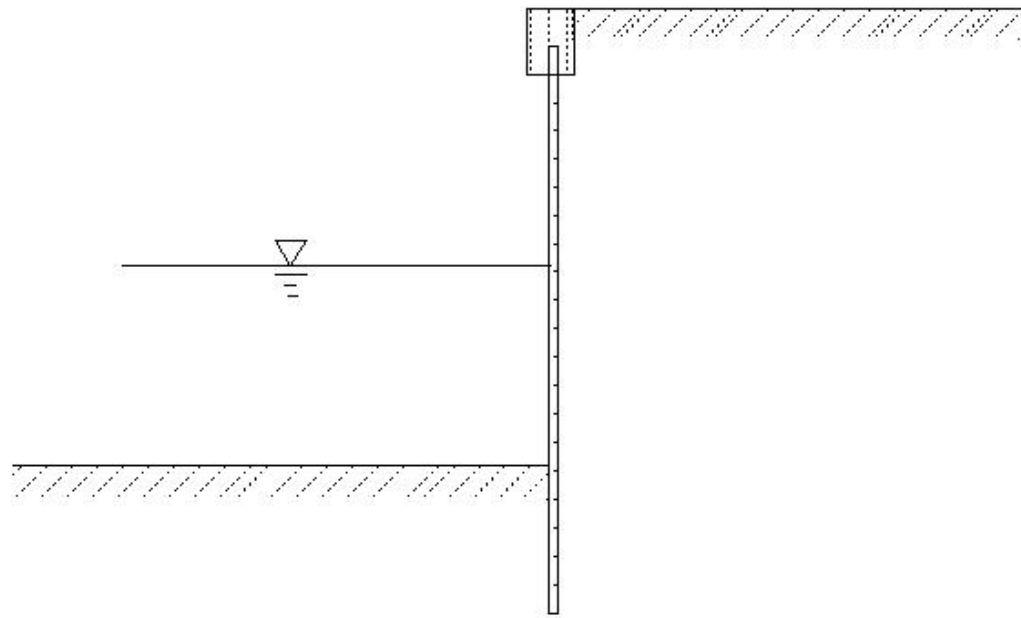
(F292)battered pile





(F293)cantilever sheet pile

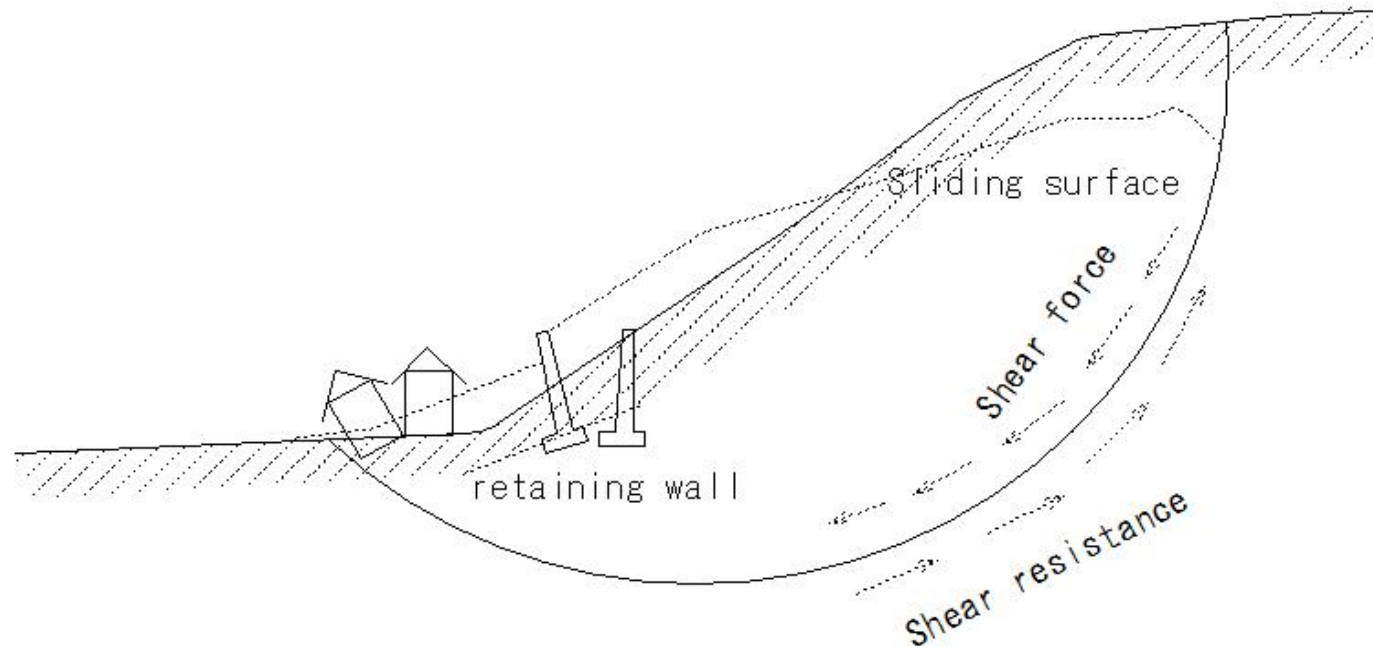
(F293) cantilever sheet pile



cantilever sheet pile


(F294)sliding surface

(F294) sliding surface

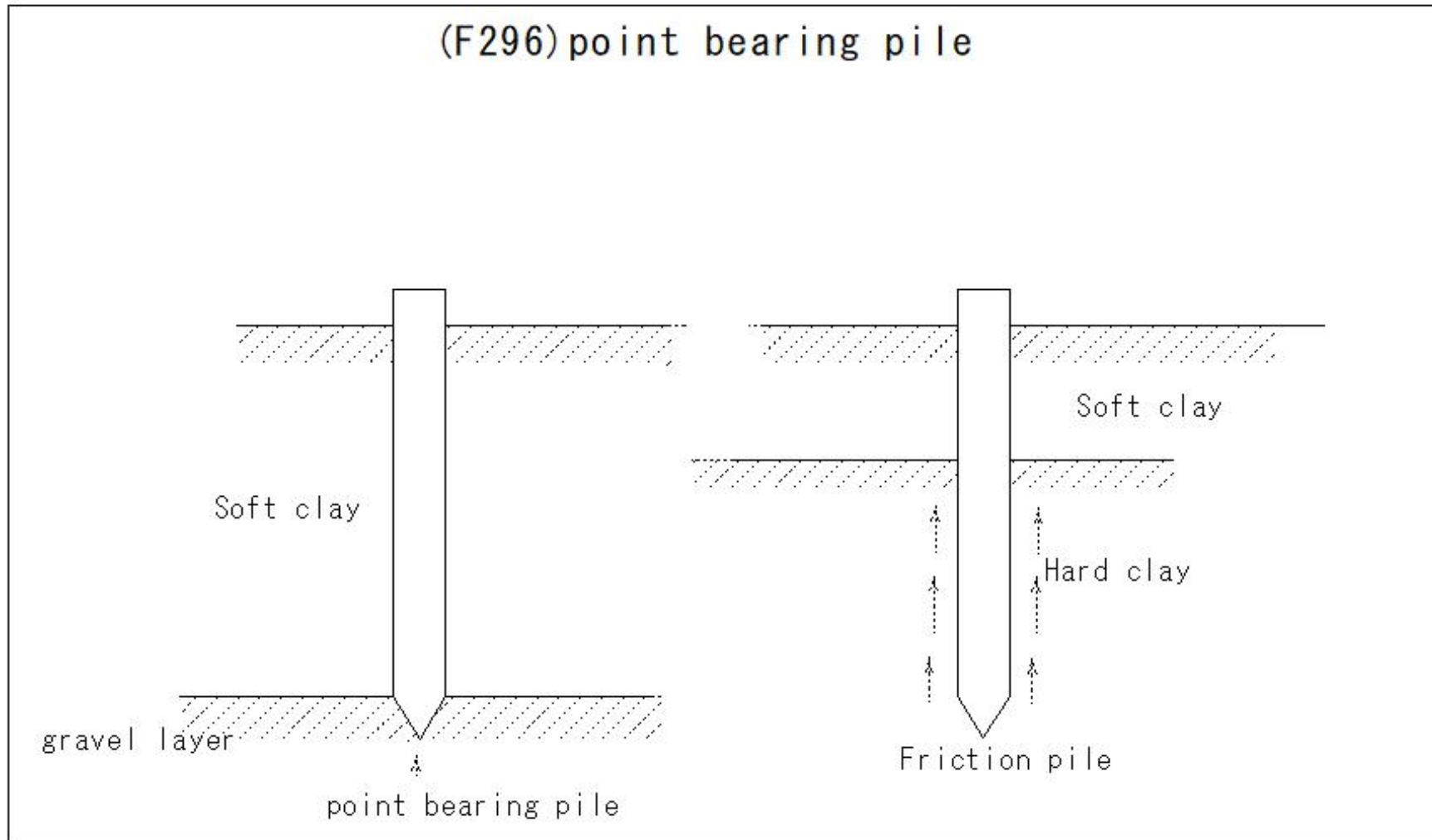


(F295) shear stress

(F295) shear stress

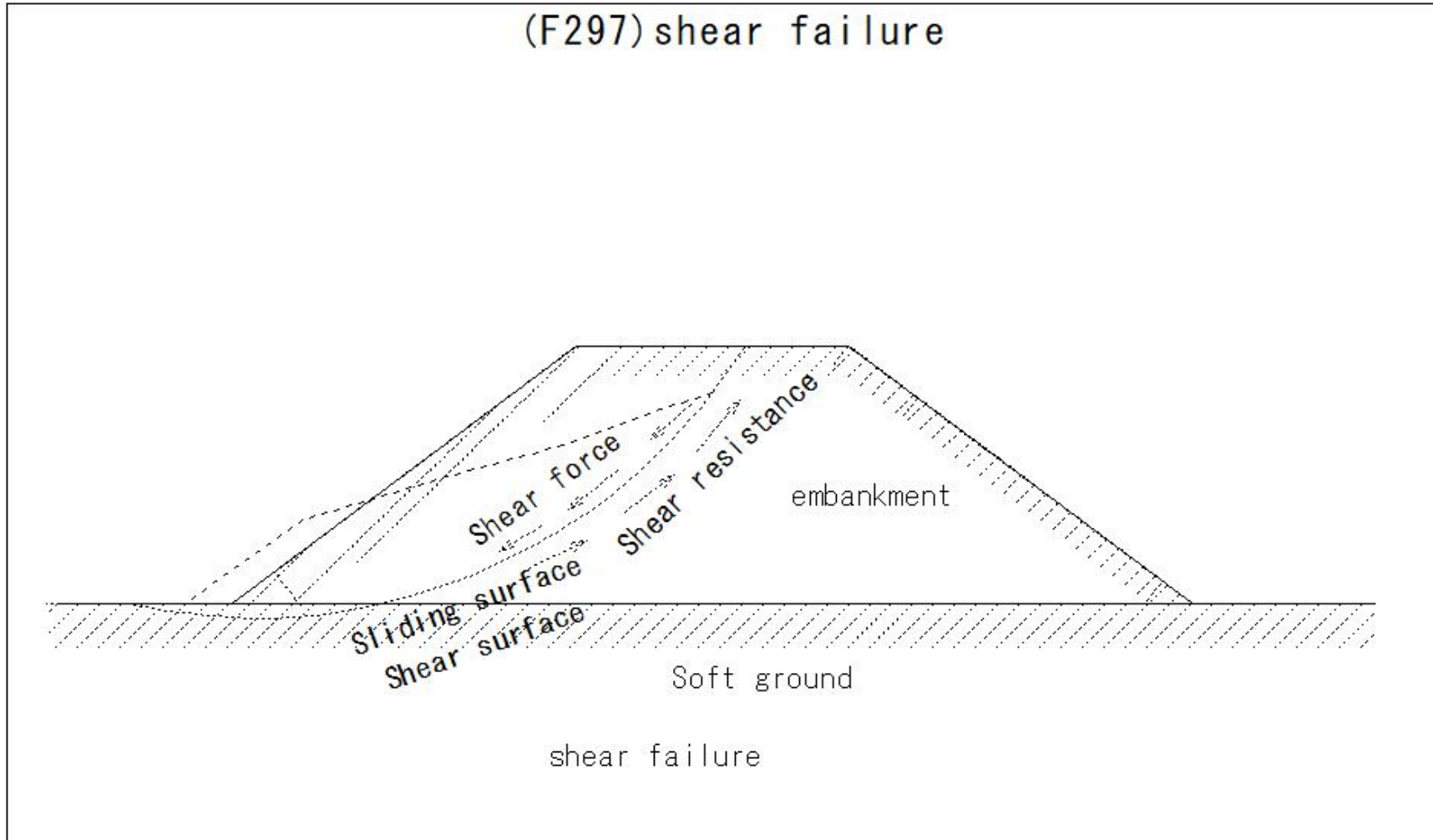


(F296)point bearing pile



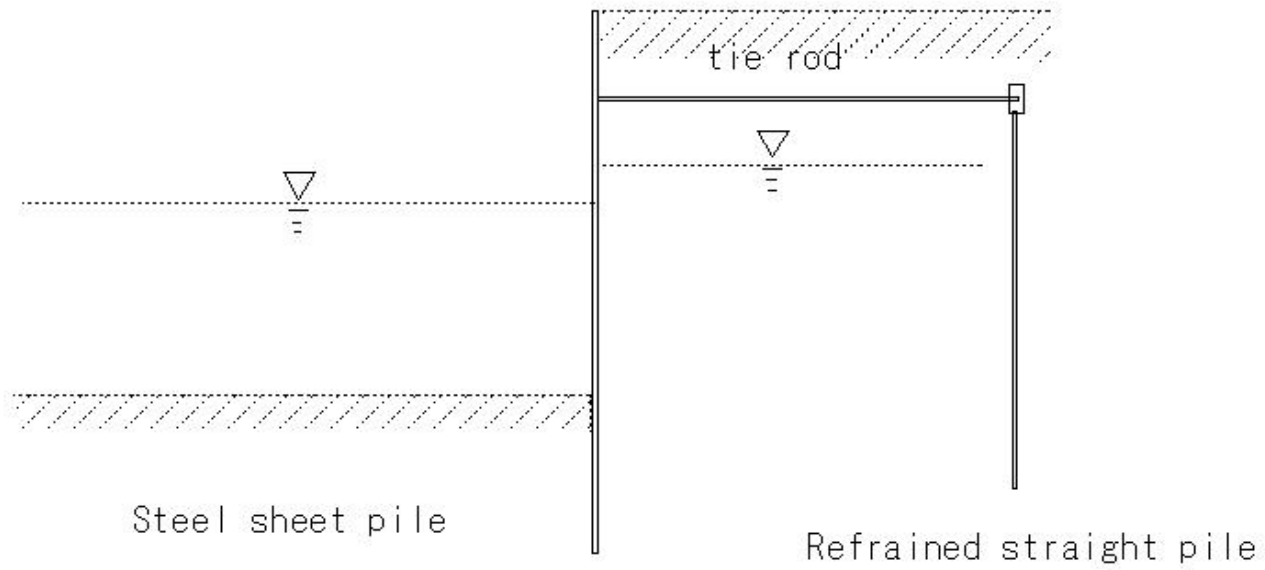
(F297) shear failure

(F297) shear failure



(F298)tie rod

(F298) tie rod



(F299)dutch cone

(F299) dutch cone

Portable conical penetration test

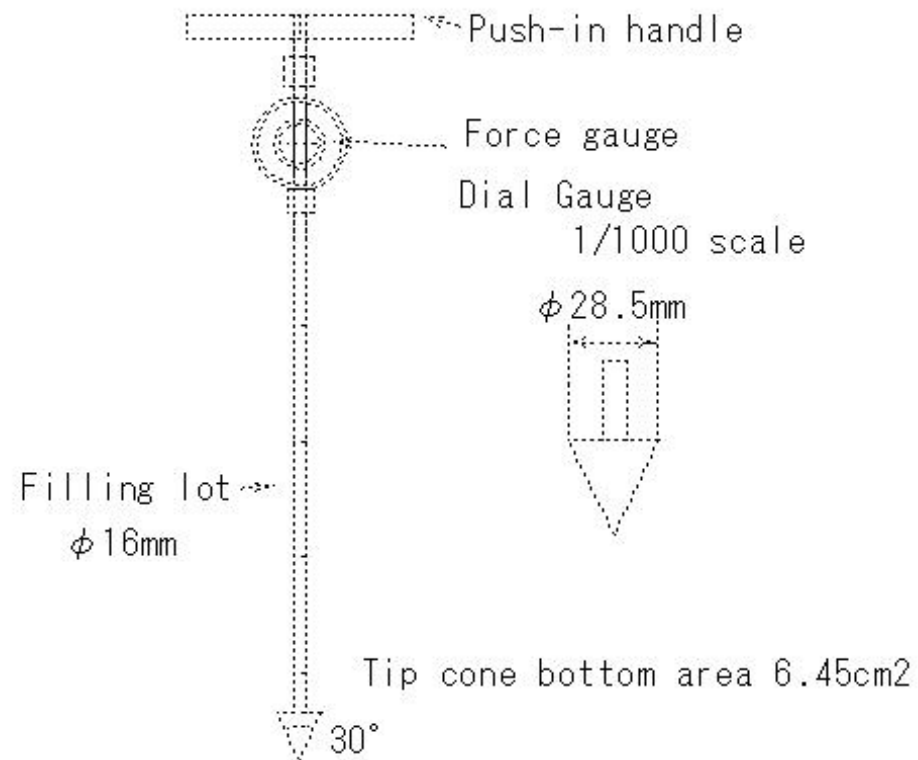
Soft formations

N value 1-30

Cone bearing capacity  $q_c = \text{kgf/cm}^2$

Sandy ground foundation

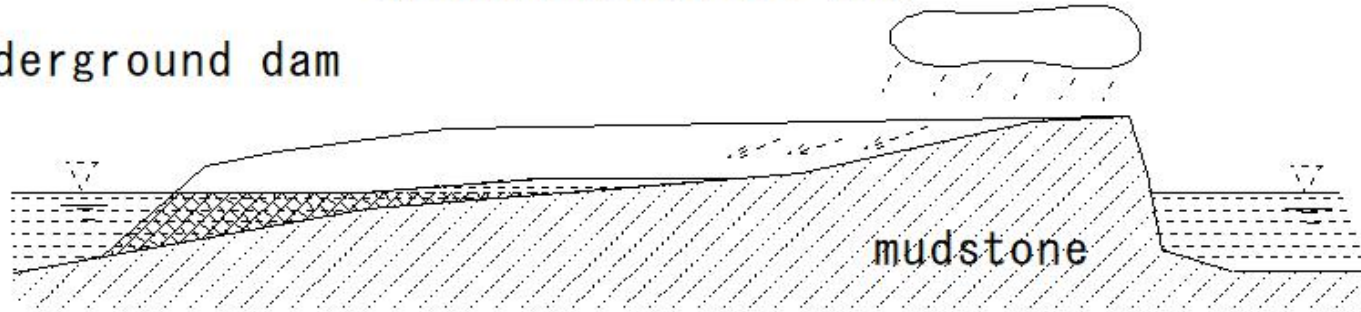
$q_c = 4N$



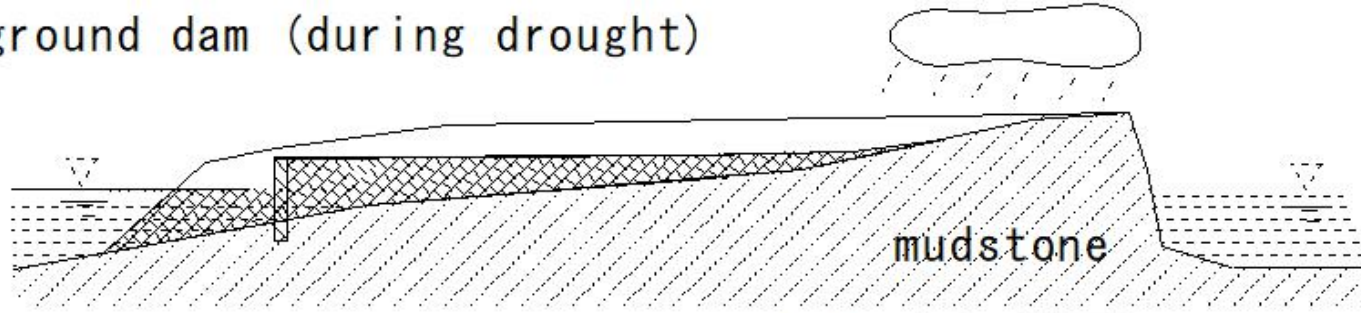
(F300) subsurface dam

(F300) subsurface dam

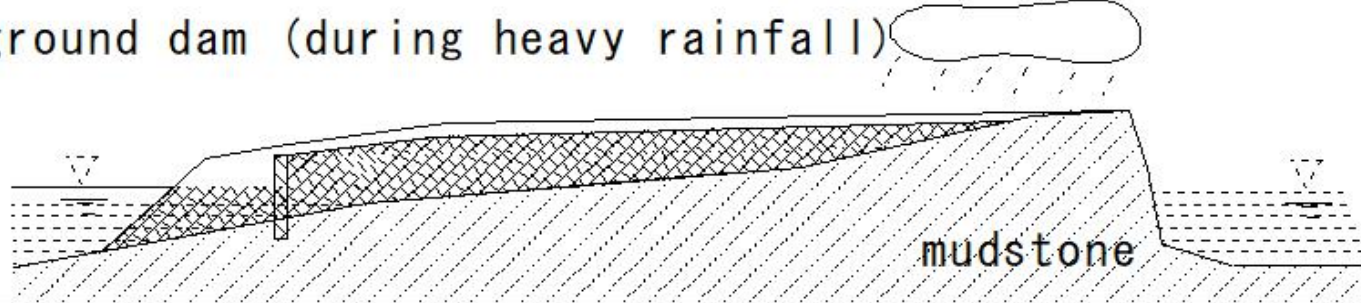
no underground dam



underground dam (during drought)



underground dam (during heavy rainfall)





(F301)electric resistivity survey

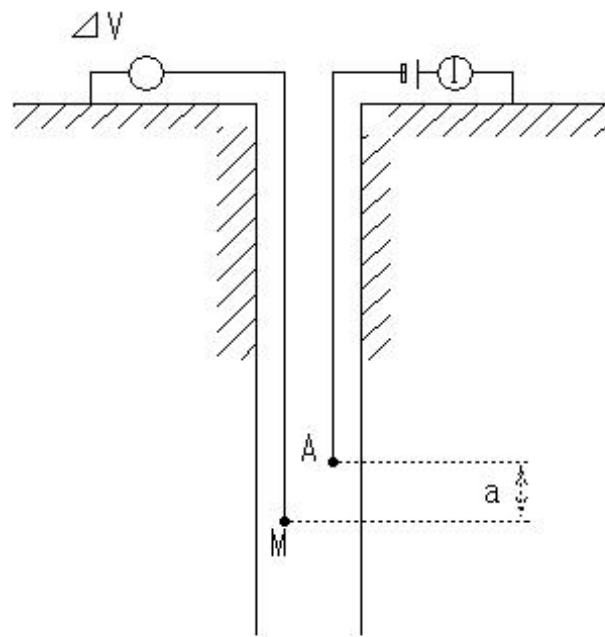
(F301)electric resistivity survey

electric resistivity survey

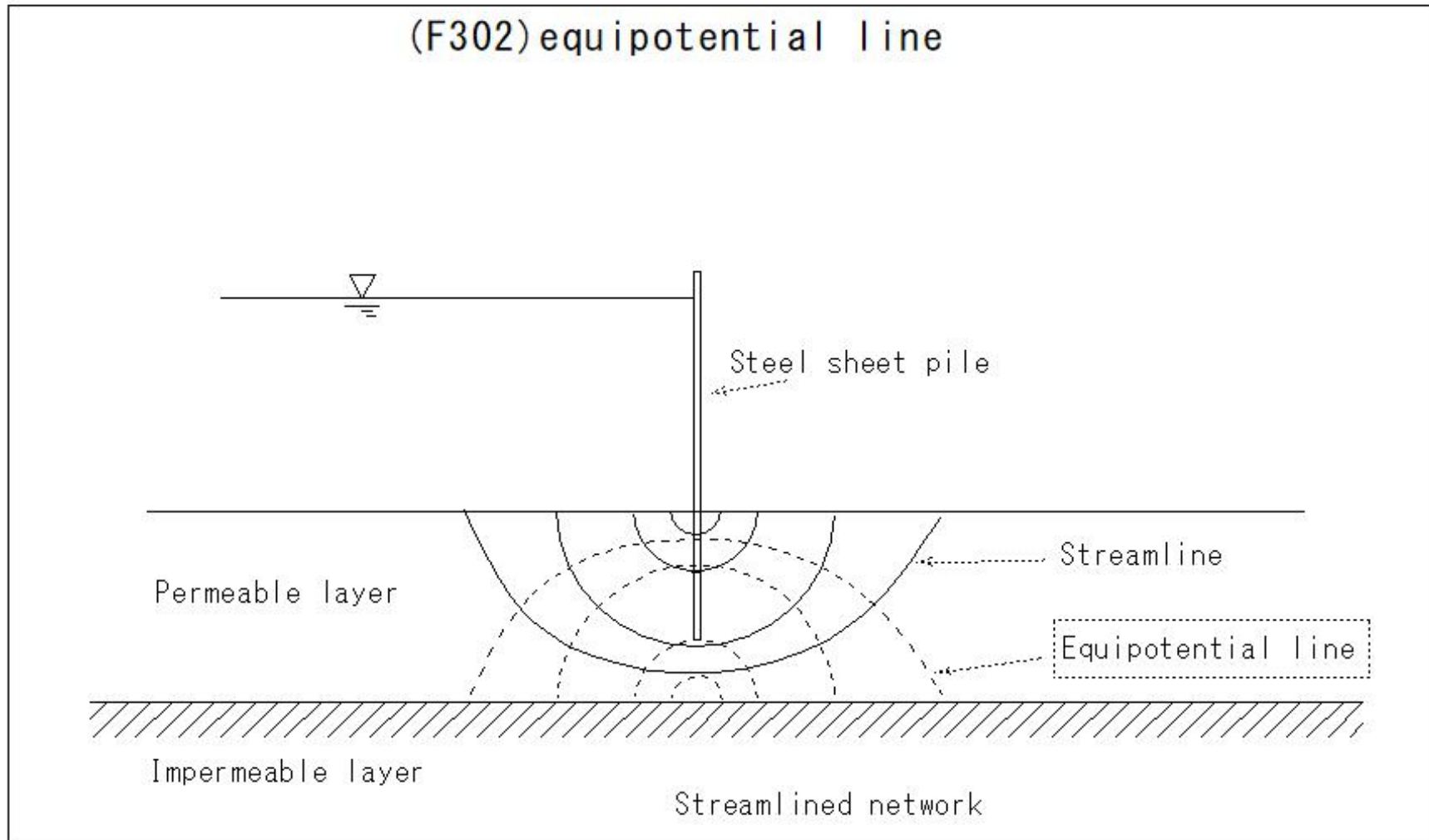
Electrical properties of formations

Comparative resistance of geological formations - measurement

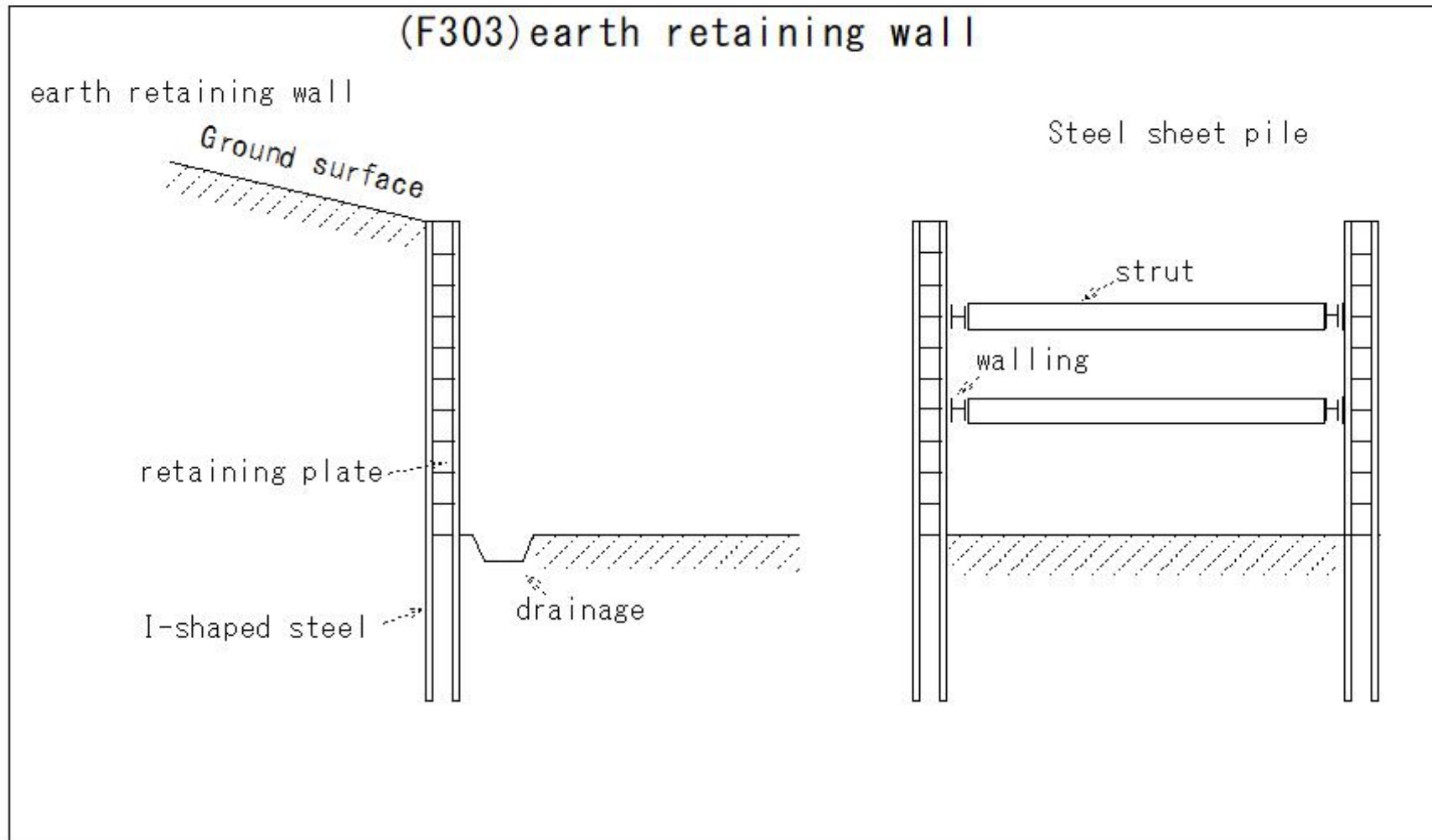
Ground composition



(F302) equipotential line



(F303) earth retaining wall



(F304) drain paper

(F304) drain paper

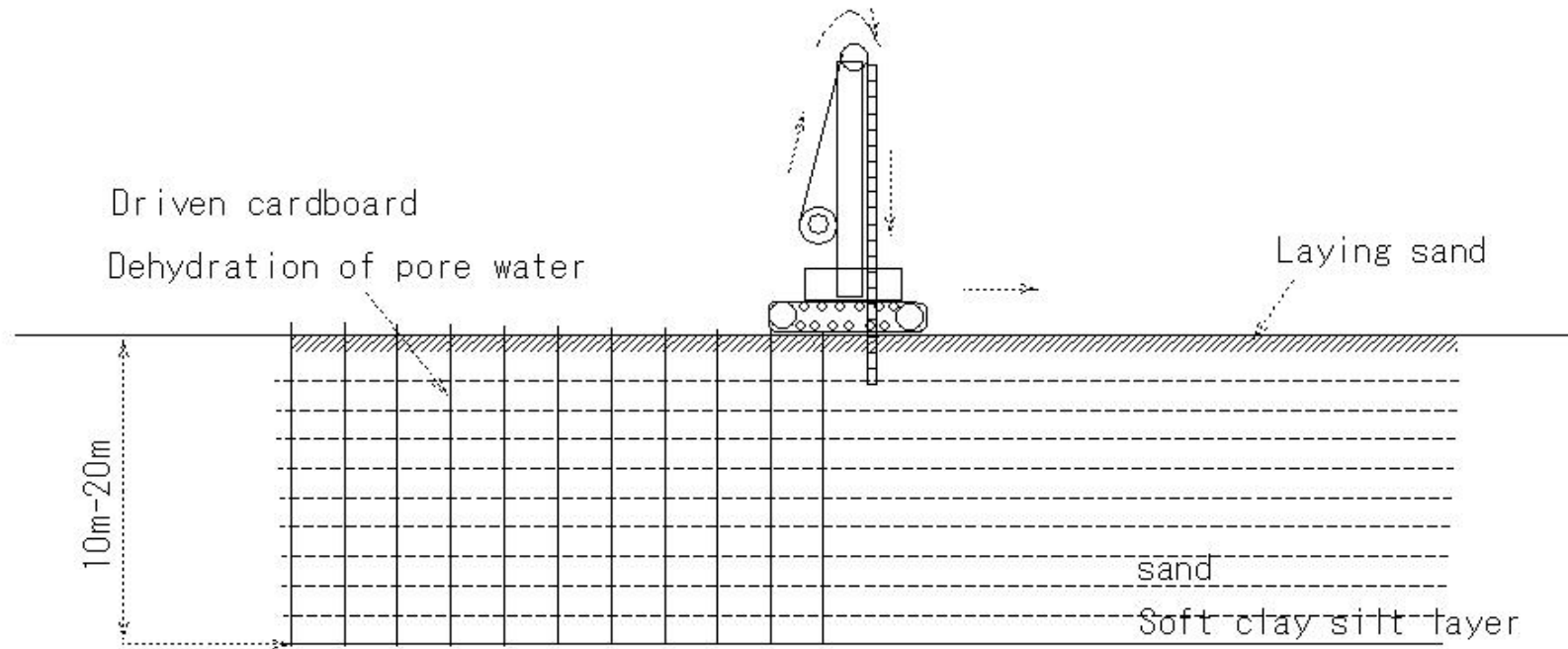
drain paper

card-board-drain method

Driven cardboard

Pore water - dehydration

Soil-water-discharge



(F305)trench

(F305) trench

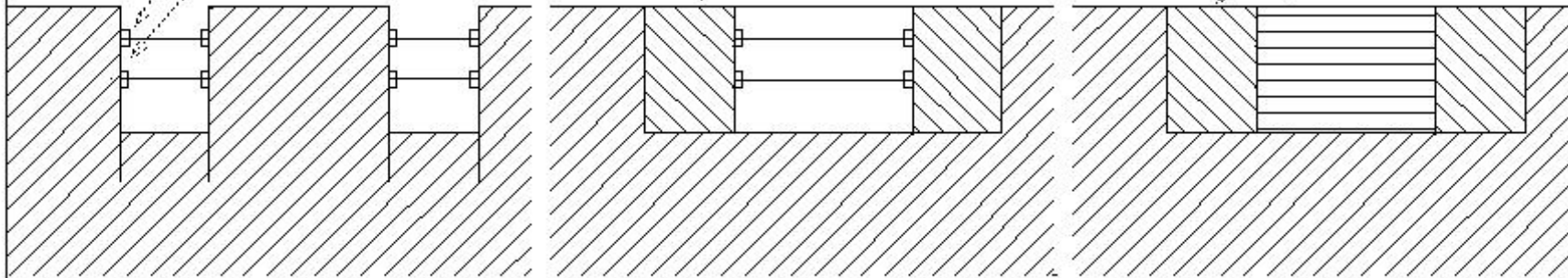
trench

timbering  
retaining wall

Internal drilling

building

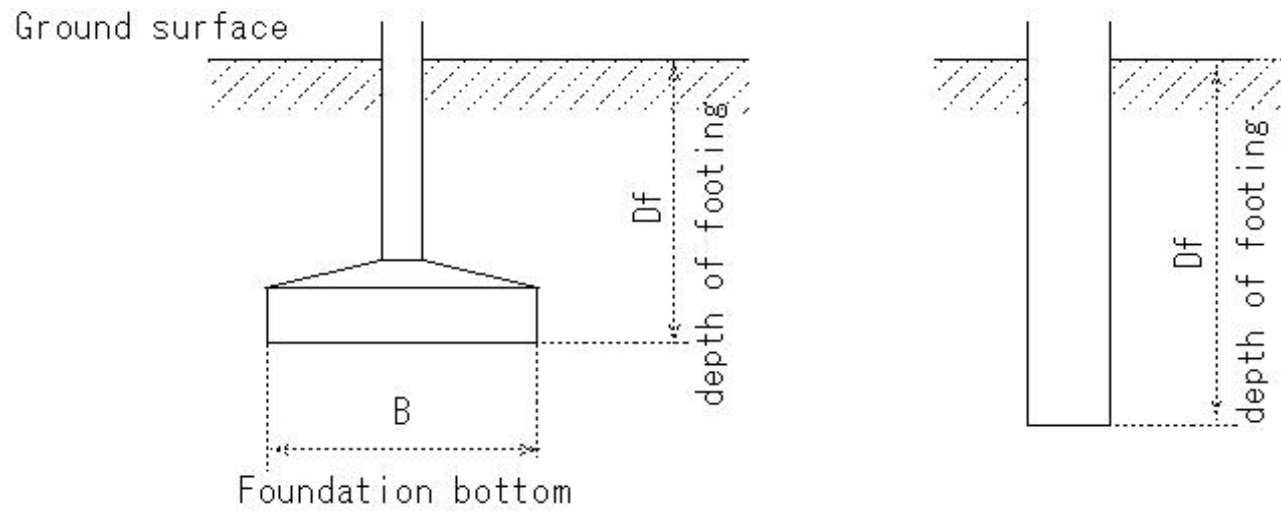
building



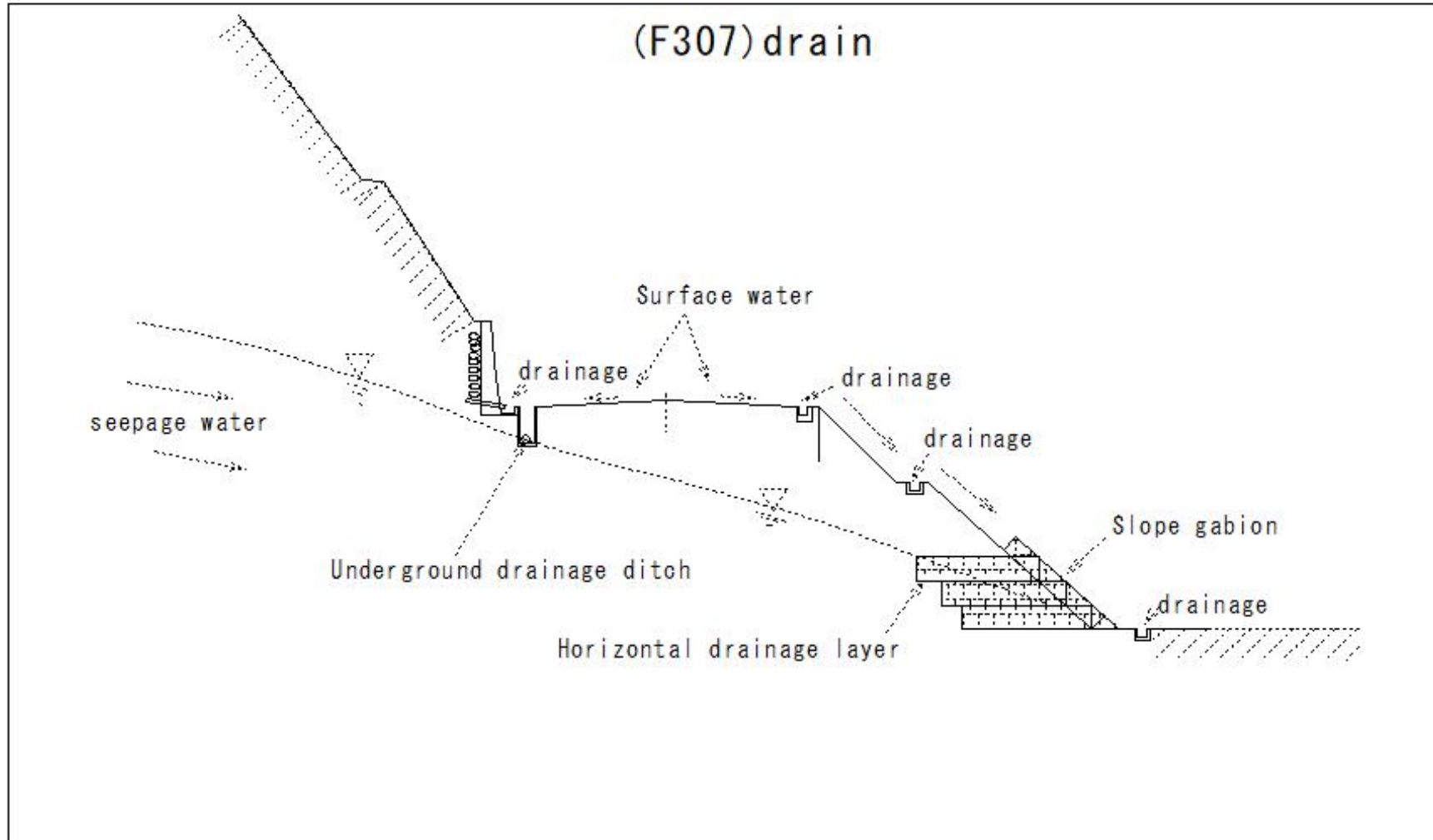
(F306)depth of footing

(F306)depth of footing

depth of footing

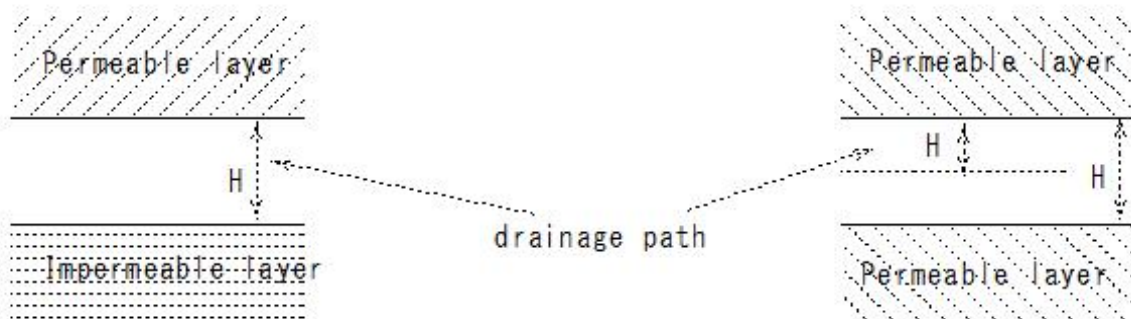


(F307)drain



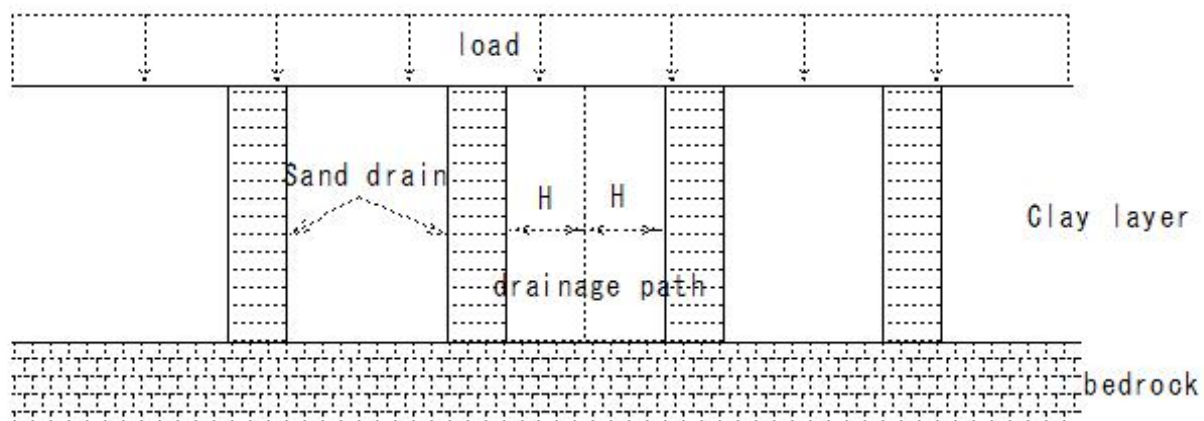
(F308) drainage path

### (F308) drainage path



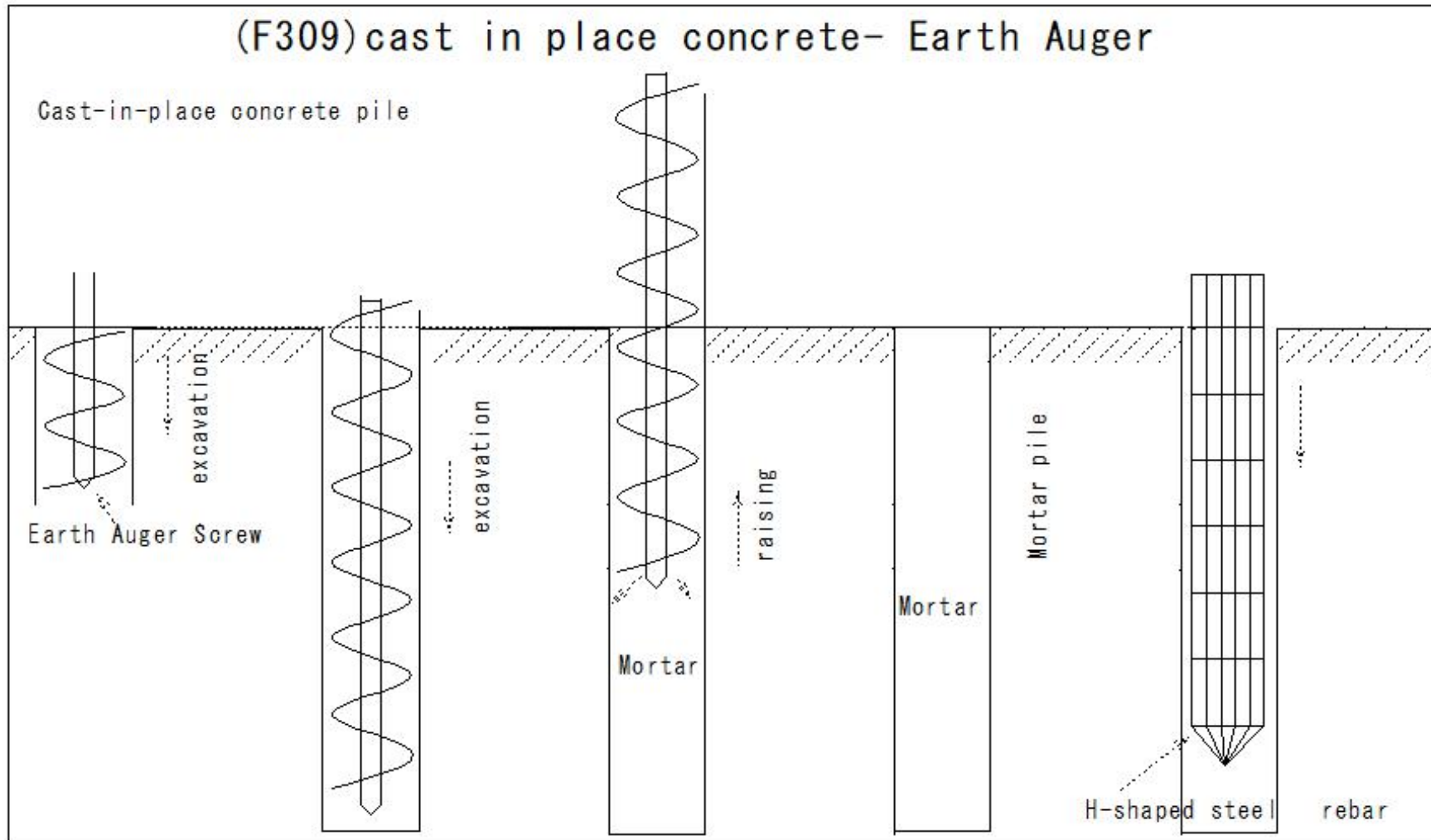
For single-sided drainage

For double-sided drainage



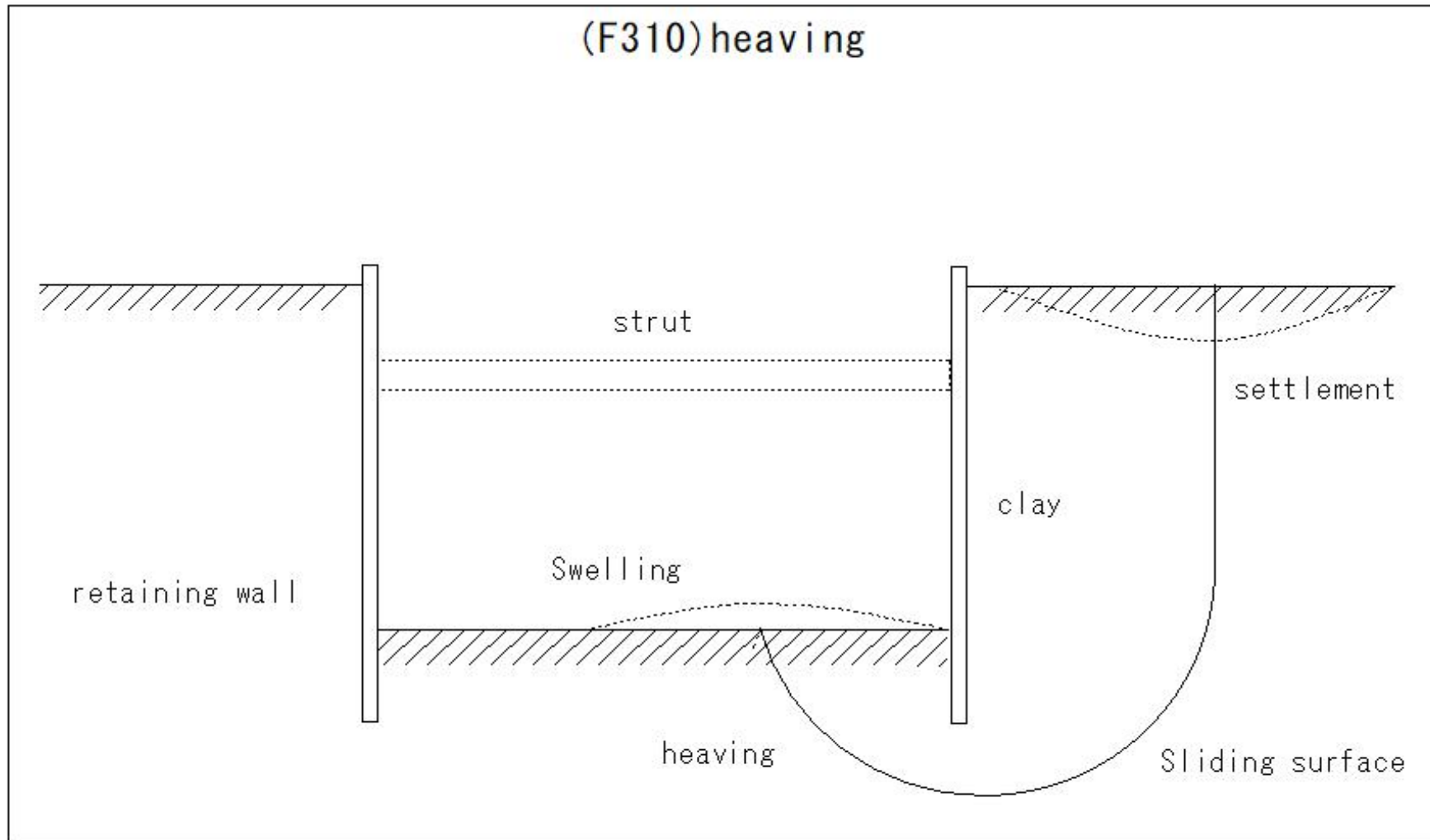


(F309)cast in place concrete- Earth Auger



(F310)heaving

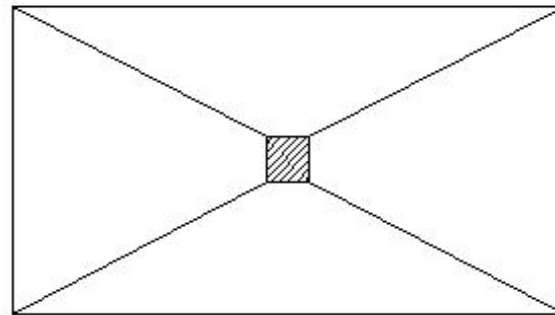
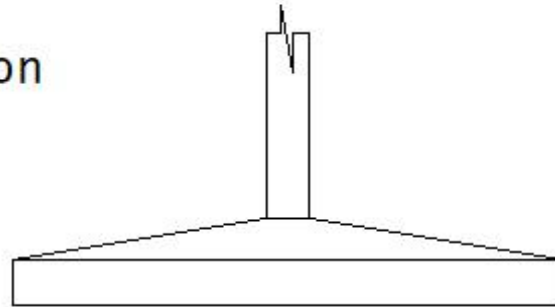
(F310)heaving



(F311) footing foundation Independent footing foundation

(F311) footing foundation Independent footing foundation

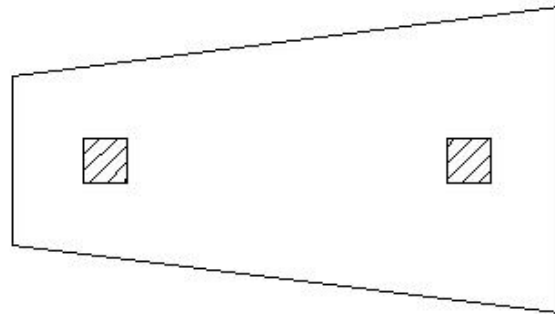
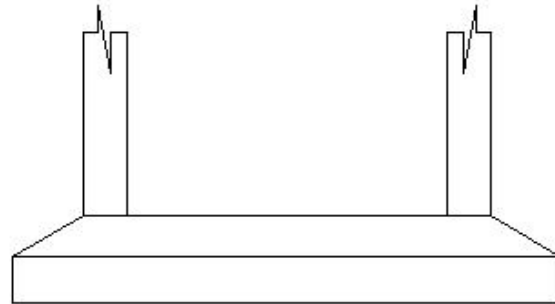
footing foundation



Independent footing foundation

(F312) footing foundation Composite footing foundation

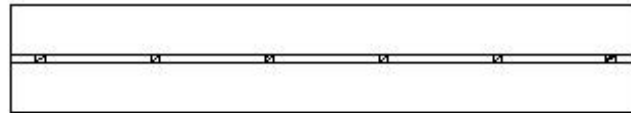
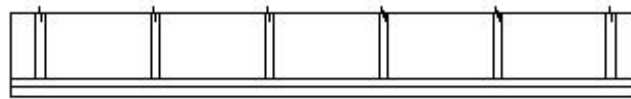
(F312) footing foundation Composite footing foundation



Composite footing foundation

(F313) footing foundation Continuous footing foundation

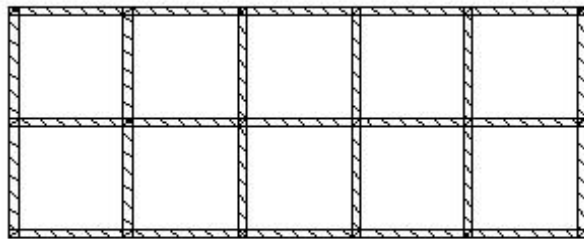
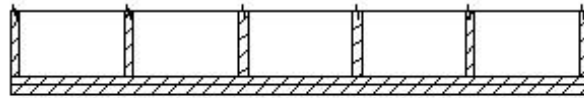
(F313) footing foundation Continuous footing foundation



Continuous footing foundation

(F314) footing foundation mat foundation

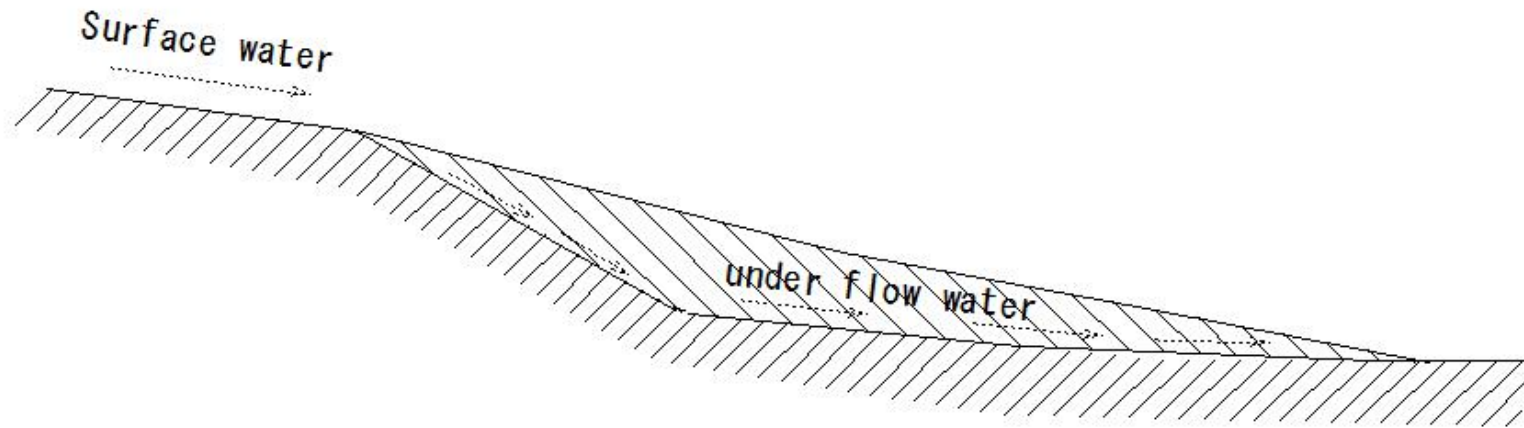
(F314) footing foundation mat foundation



mat foundation

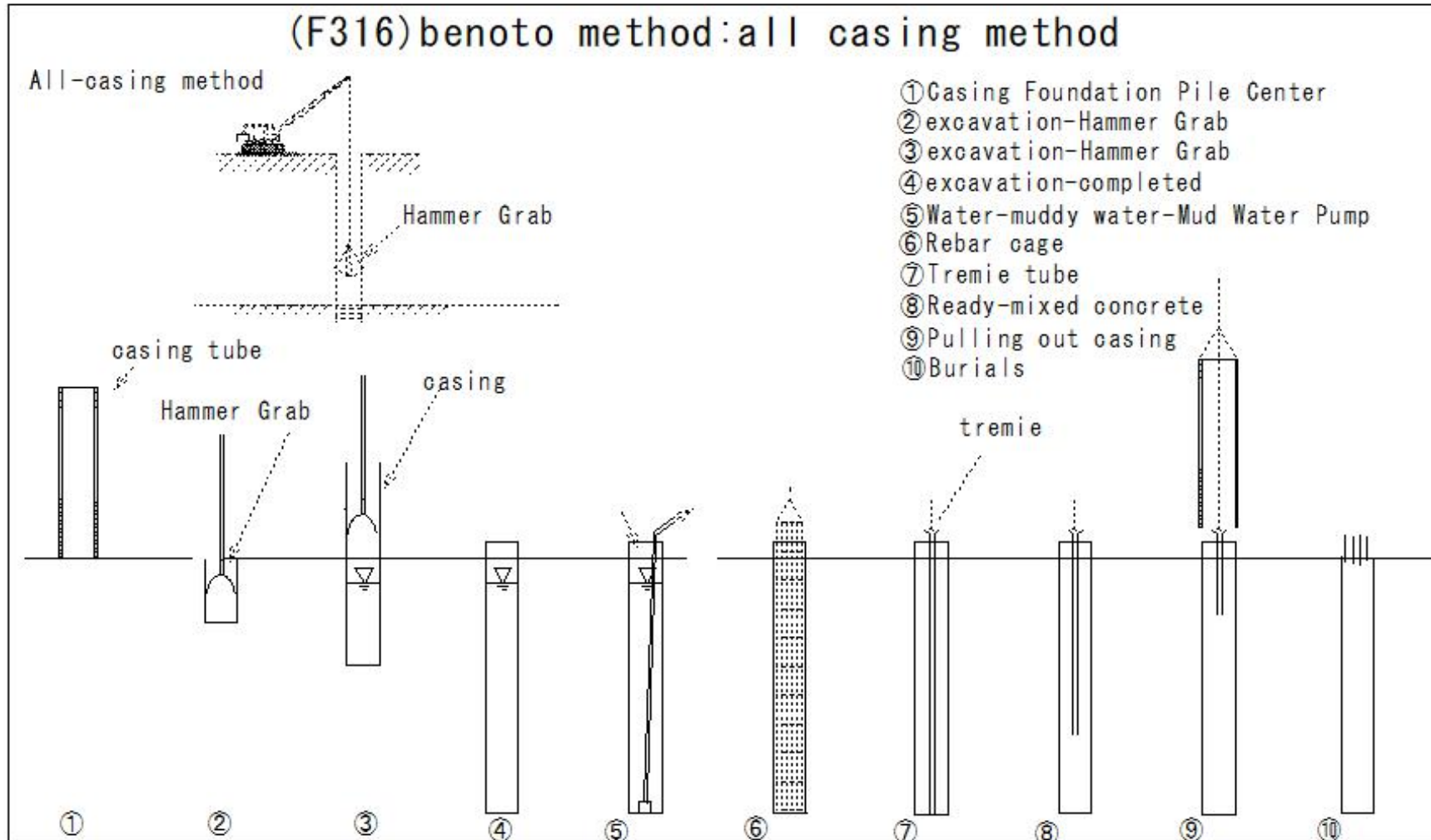
(F315)under flow water

(F315)under flow water



a lot of spring water in the well

(F316)benoto method :all casing method

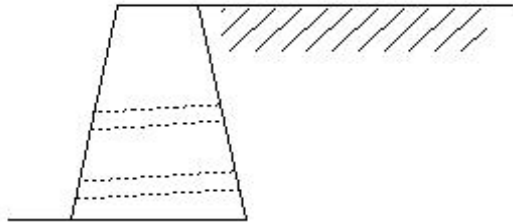




(F317)weep drain

(F317) weep drain

(1) Drain hole



(2) Drain hole with filter



(3) Filters-Drainage



(4) Drainage—blanket

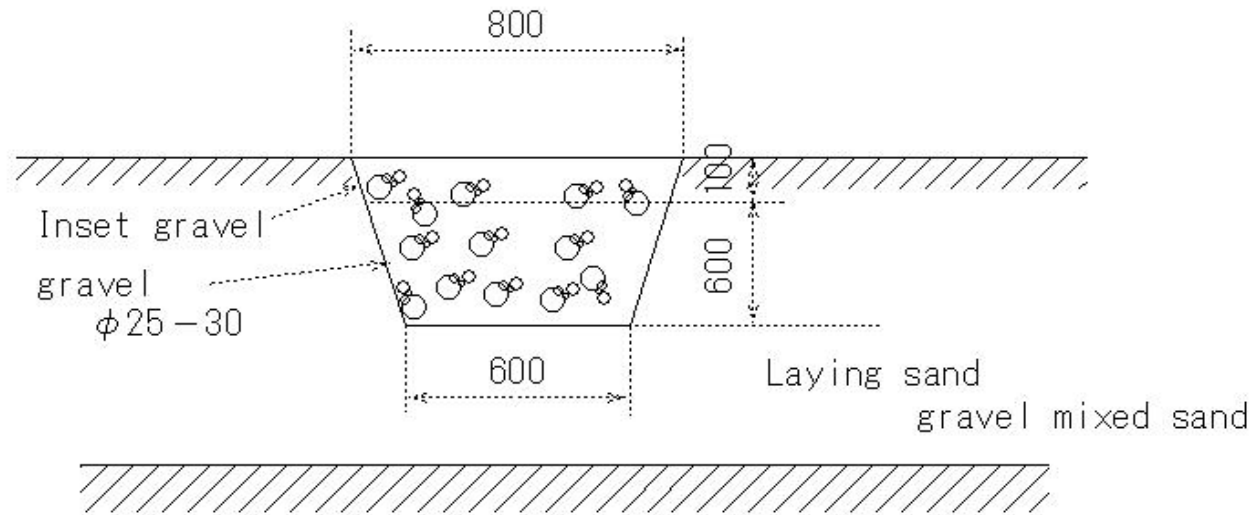


Retaining wall

Backing Drainage equipment

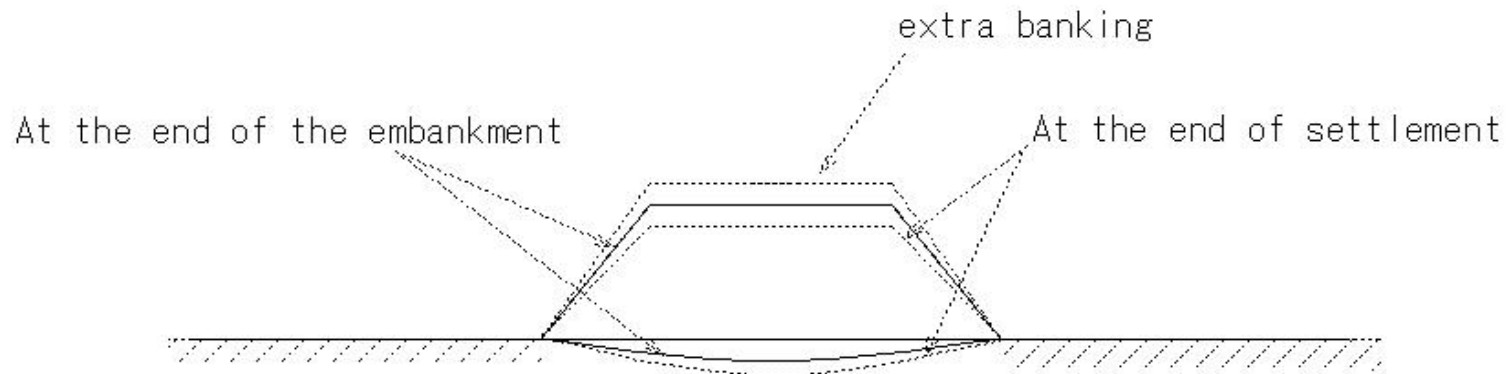
(F318)stone field drain

(F318) stone field drain

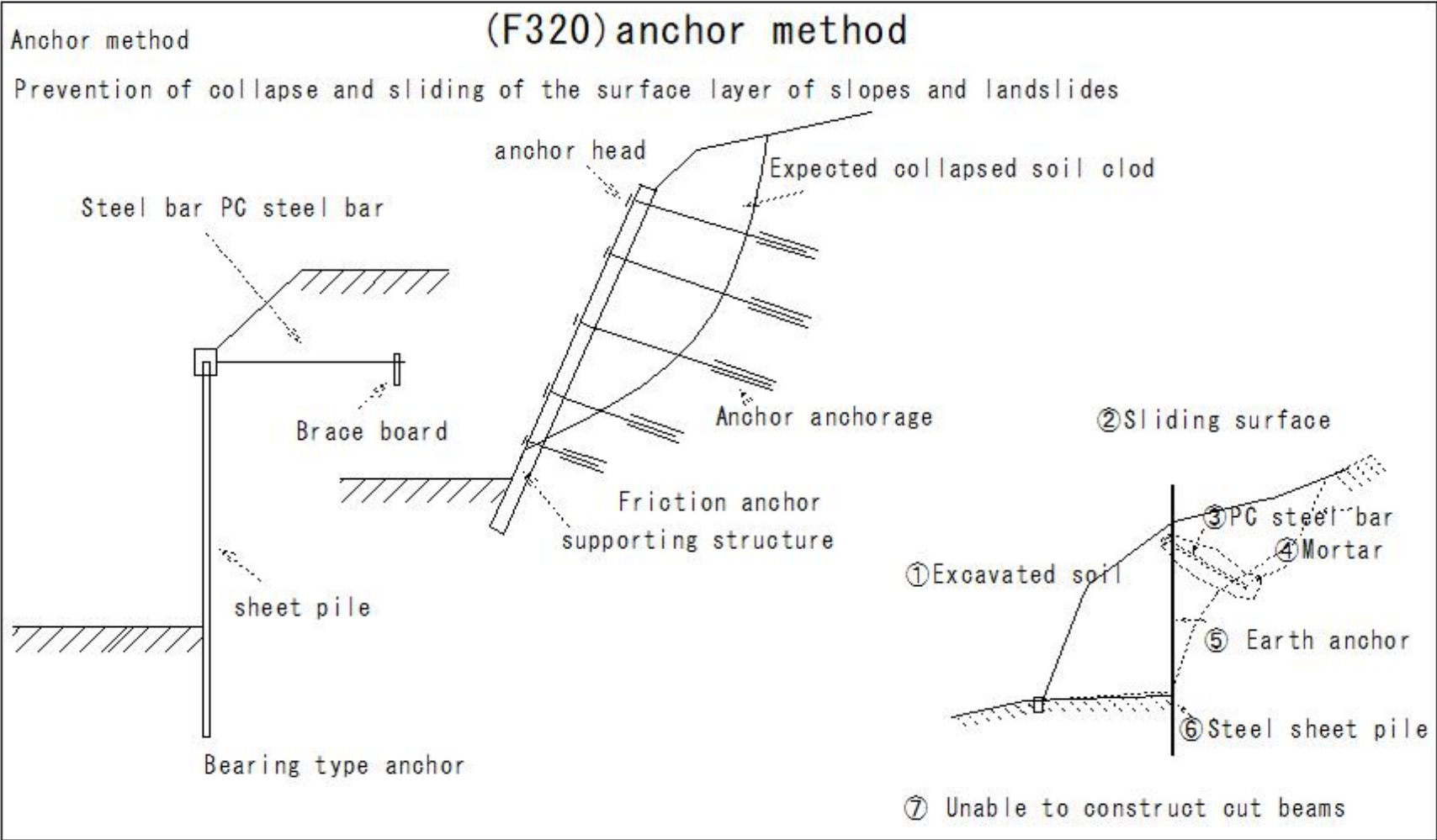


(F319)extra banking

(F319)extra banking



(F320)anchor method



# (F321)pile foundation

pile foundation

11 Earth removal method

6 Pre-boring method

15 Earth removal method

2-place cast pile method

7 Hollow excavation method

17 Auger earth removal method

1 pile foundation method

4 Embedded pile foundation

8 rotation injection

21 Cement milk injection

22 No treatment

3 Ready-made piles

9 jet method

23 Hydraulic press-fit milk injection

24 stroke milk

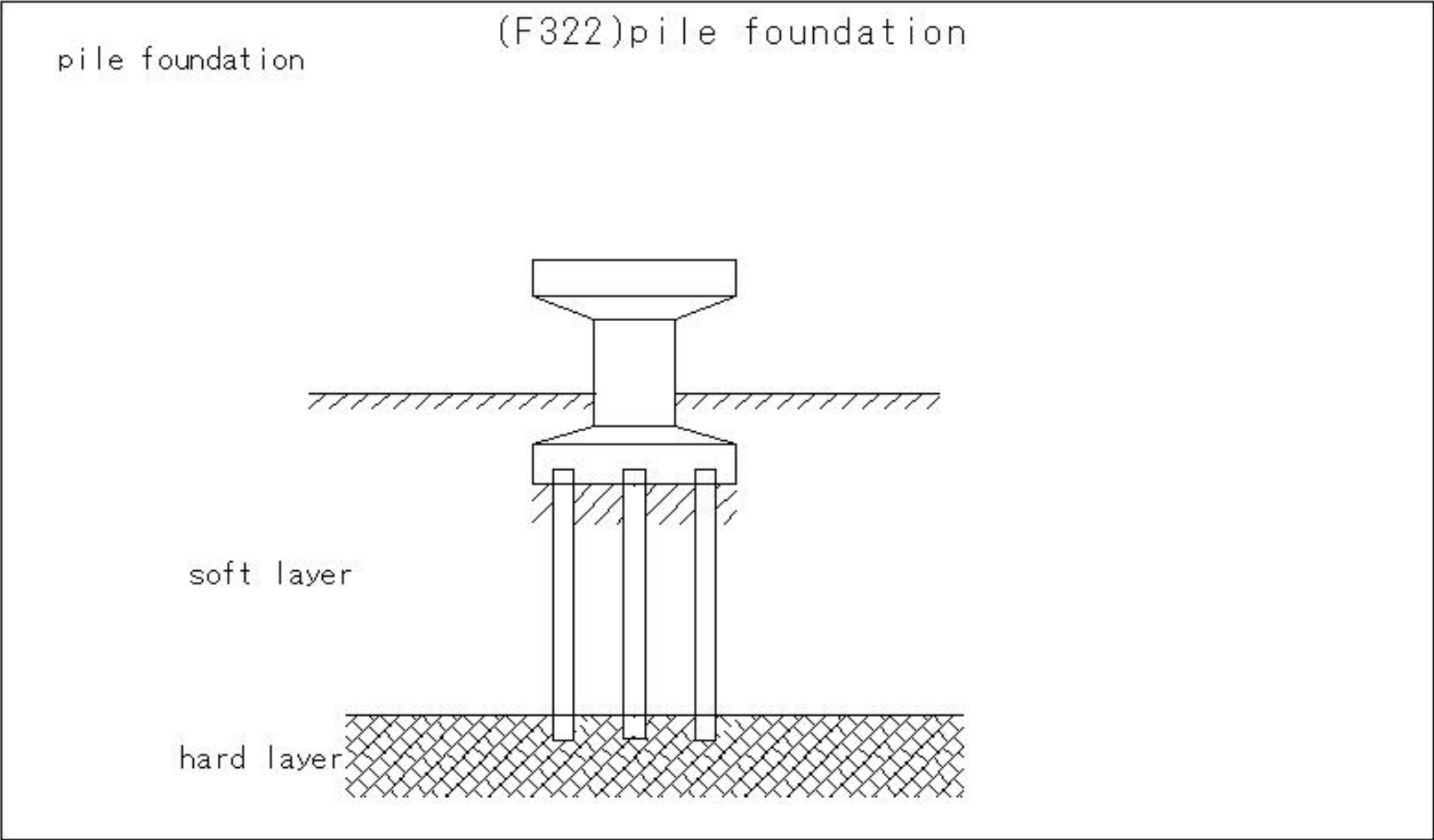
5 Driven pile foundation

10 blow method

25diesel hammer blow

26 hydraulic hammer blow

(F322)pile foundation



(F323)pile foundation

(F323)pile foundation

wooden stakes

concrete piles

Ready-made concrete piles

Ready-made reinforced concrete piles  
Ready-made prestressed concrete piles

pile

Cast-in-place concrete piles

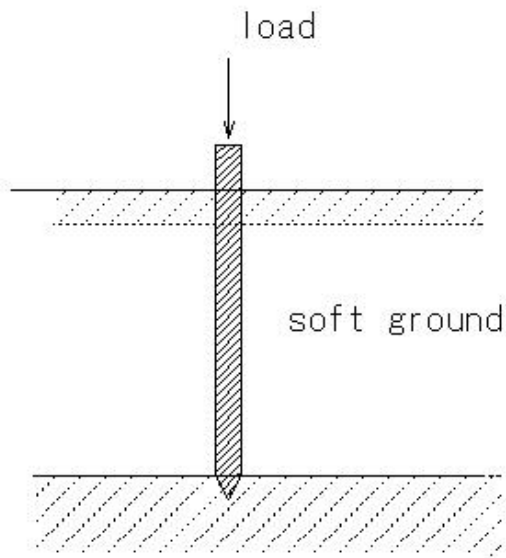
pedestal piles  
raymond pile  
All casing construction method  
Earth drill pile method  
Reverse Circulation Drill Method  
Deep foundation construction method  
Penetration method  
Drilling method

steel pile

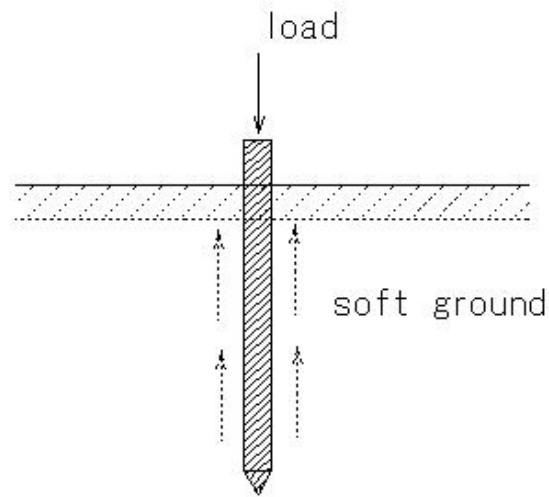
Steel pipe pile  
H type pile

(F324)Classification of piles

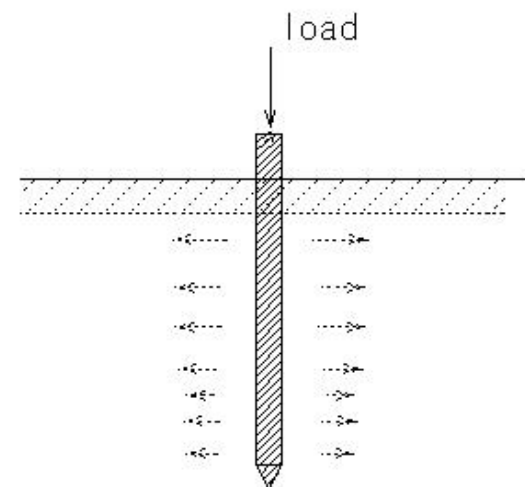
(F324)Classification of piles



bearing pile



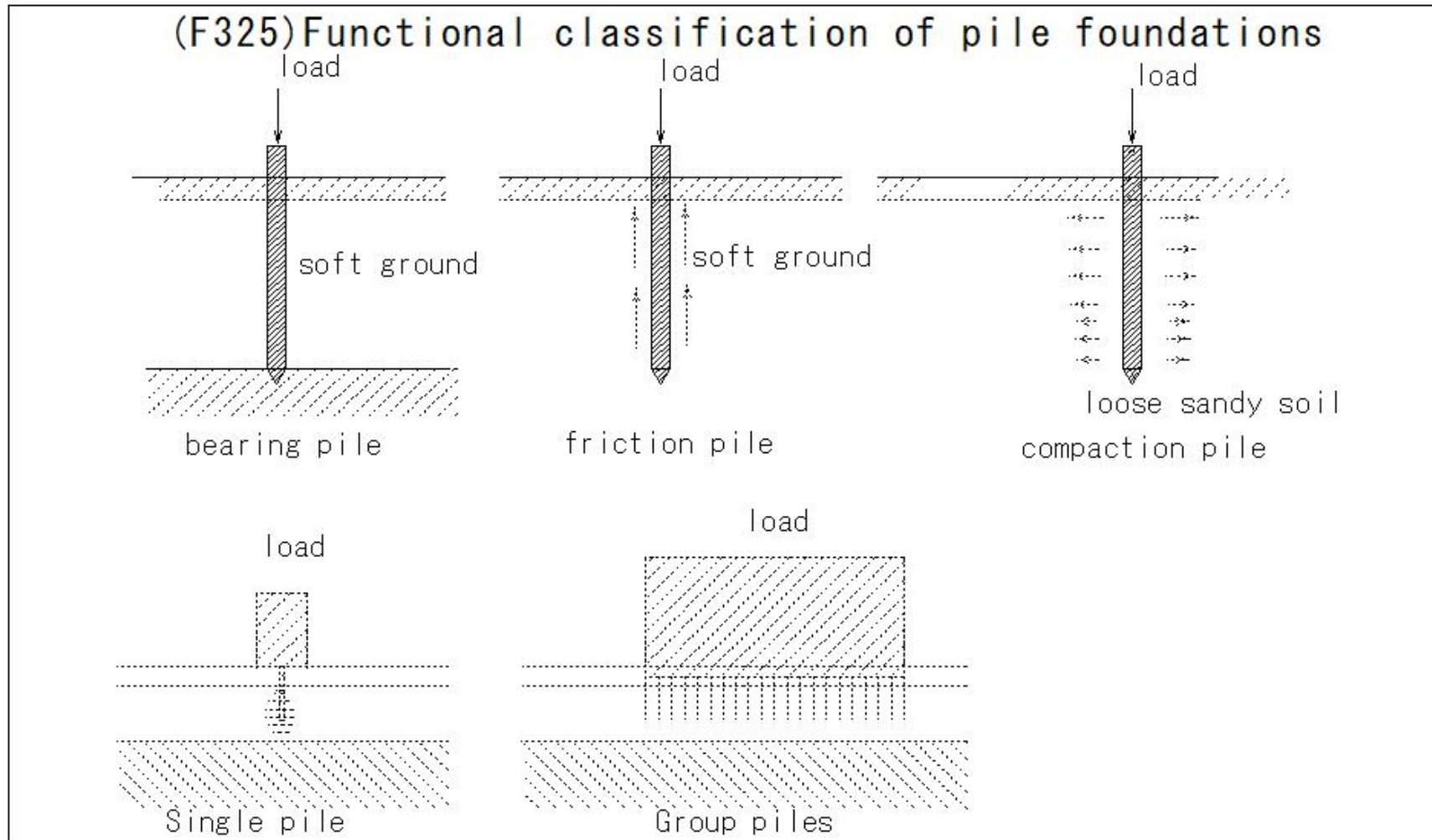
friction pile



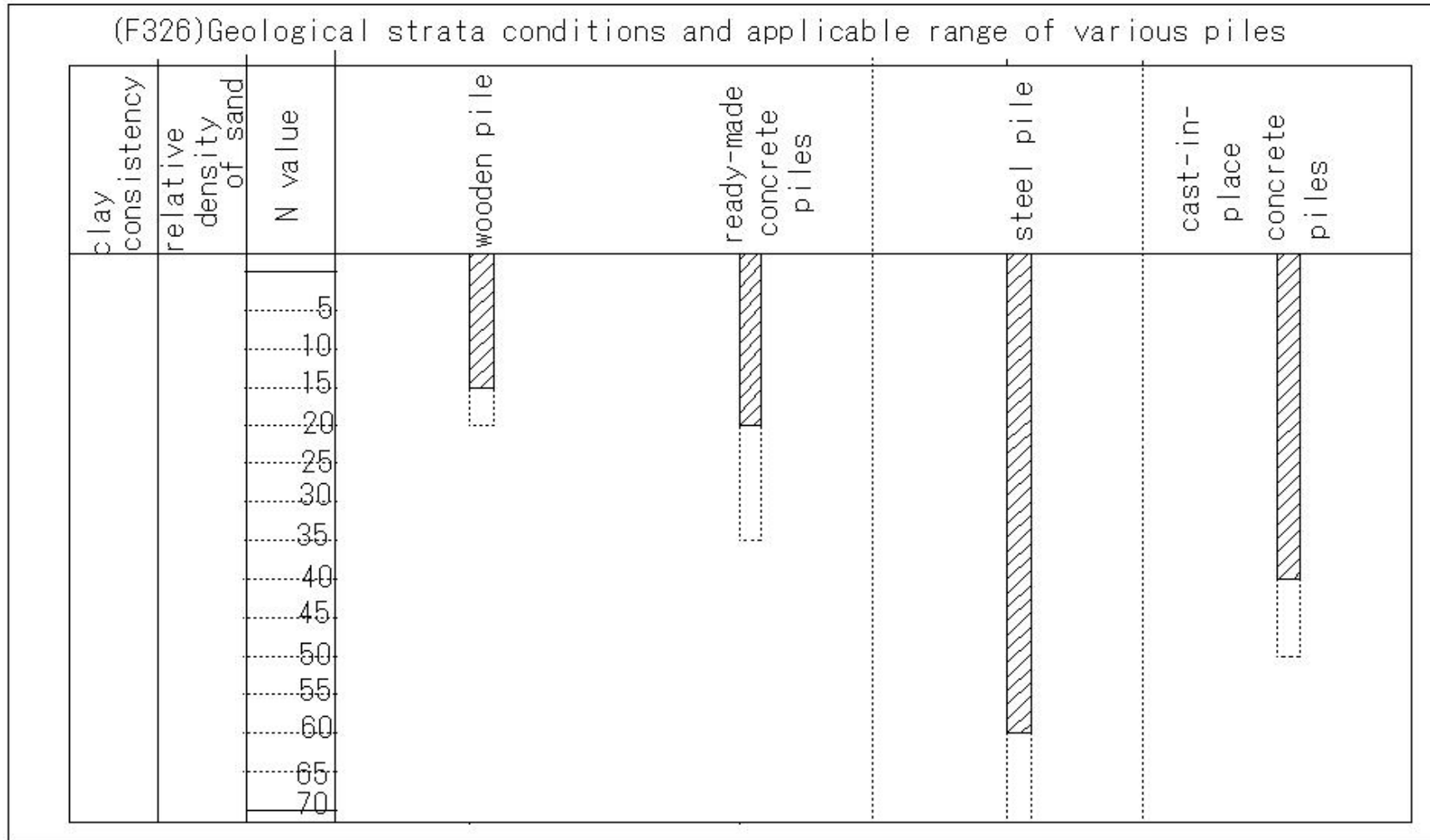
compaction pile



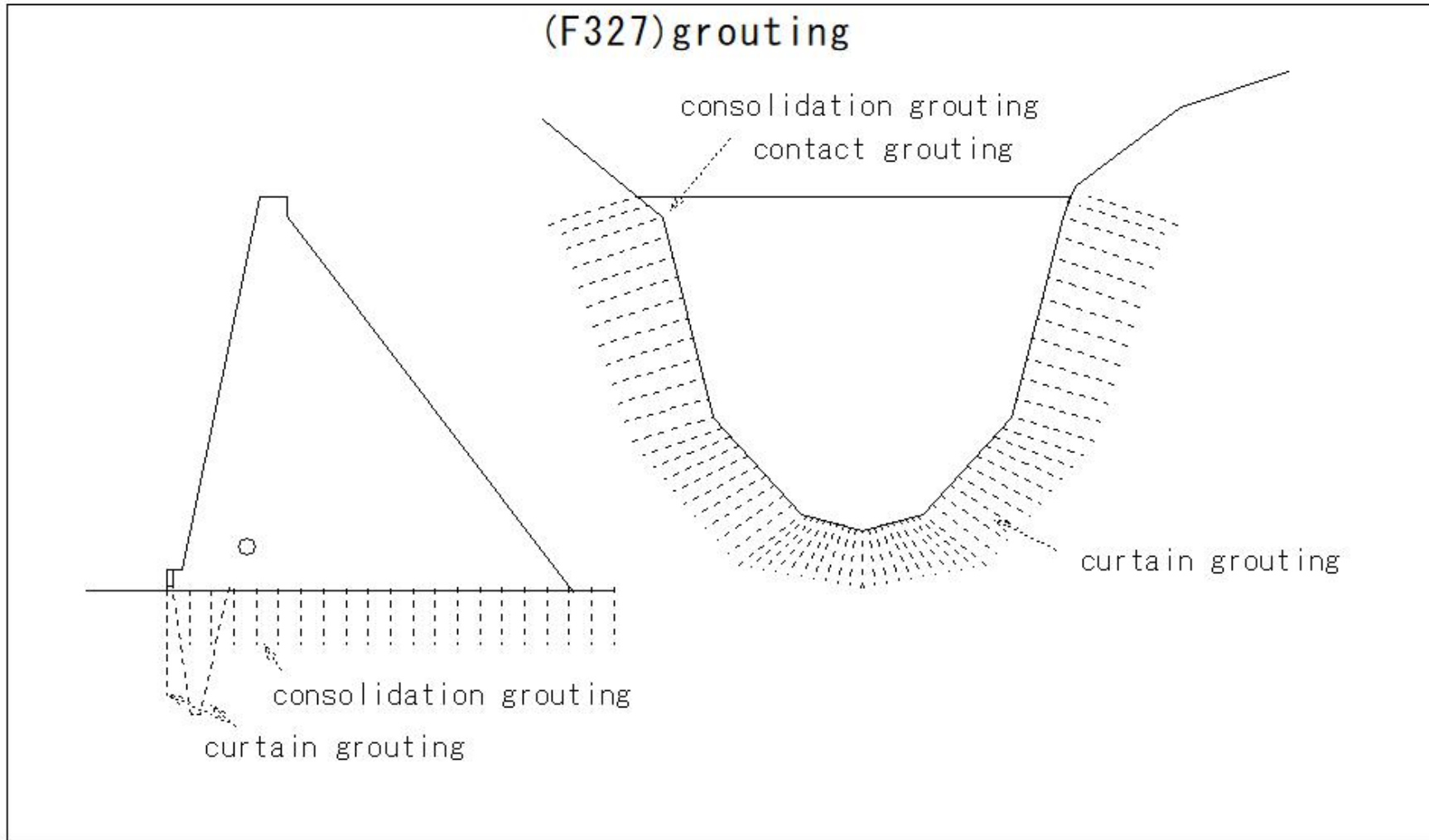
(F325)Functional classification of pile foundations



(F326) Geological strata conditions and applicable range of various piles



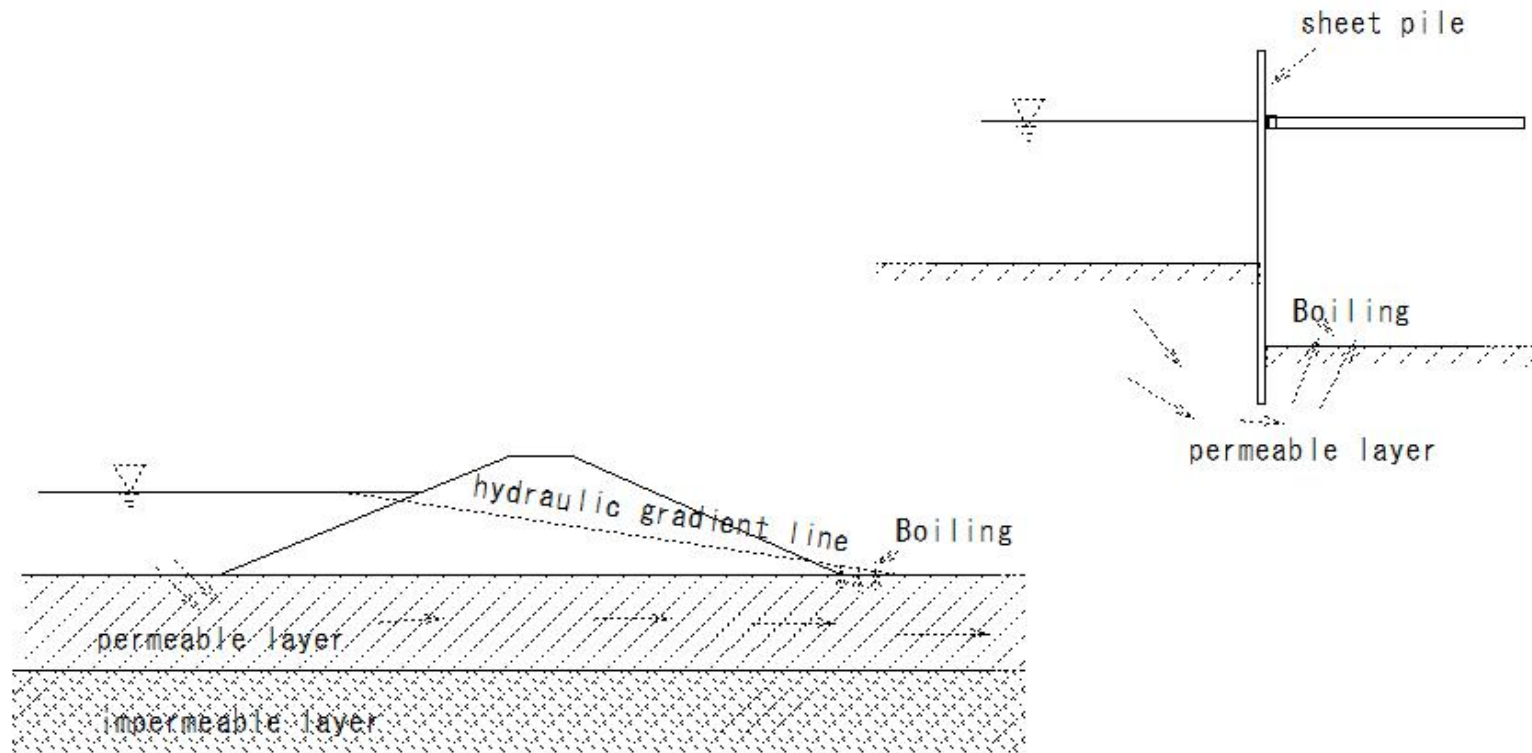
(F327)grouting



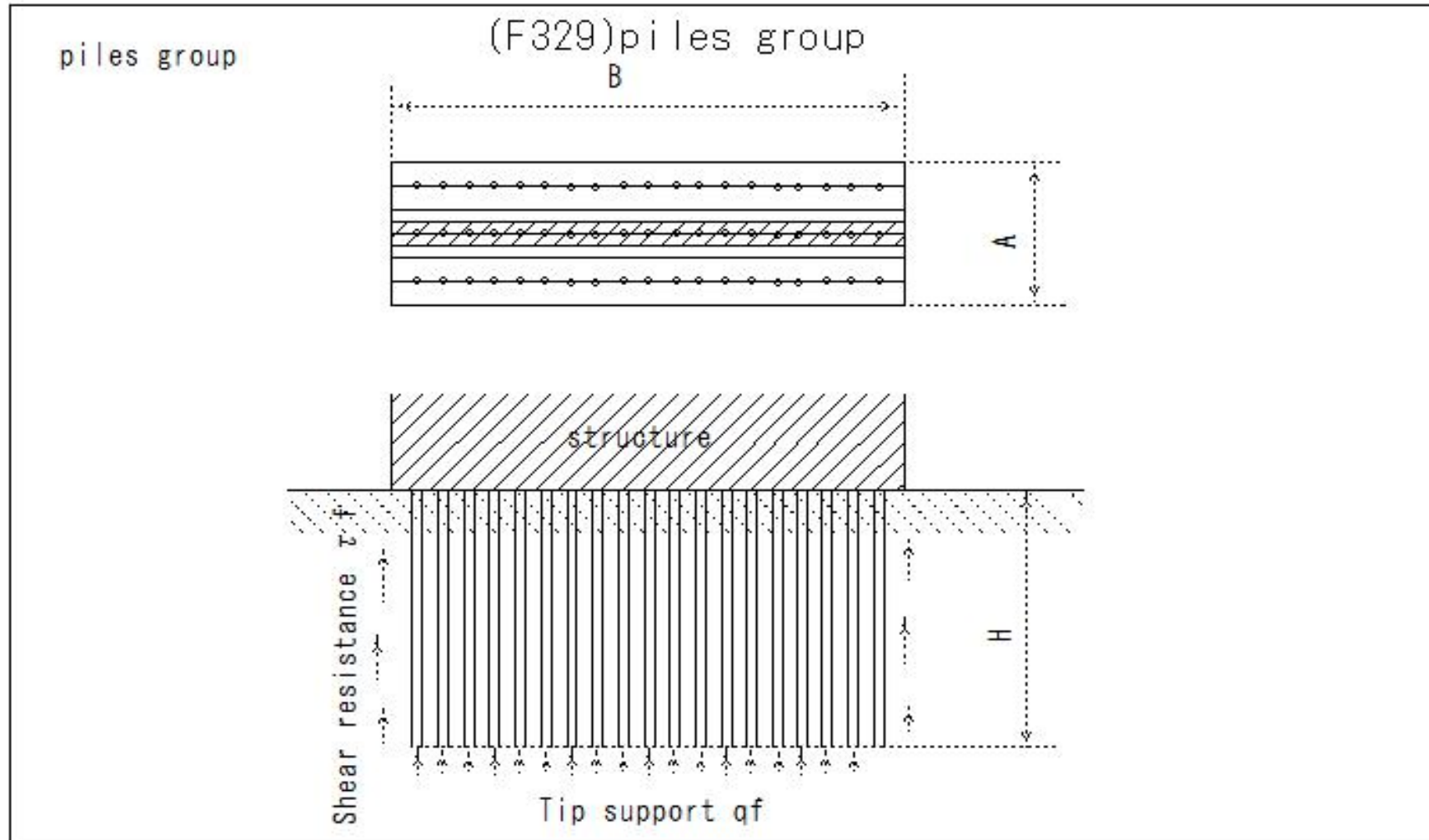
(F328)quicksand

(F328) quicksand

quicksand phenomenon

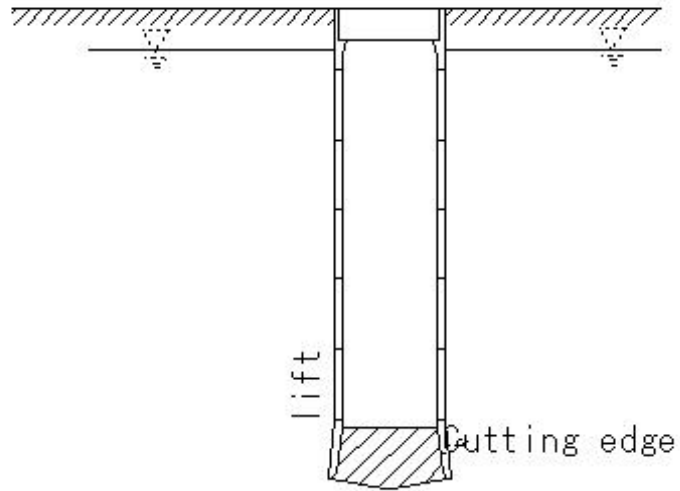


(F329)piles group

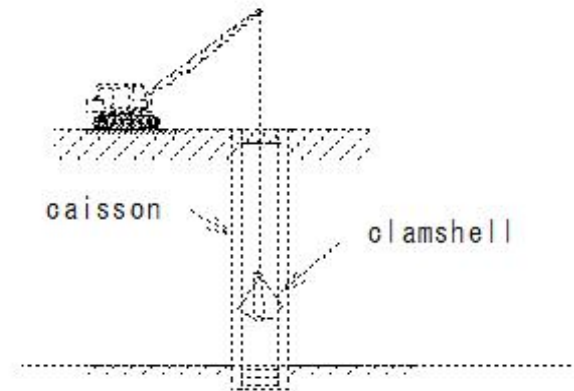


(F330)open caisson

(F330) open caisson



Open caisson



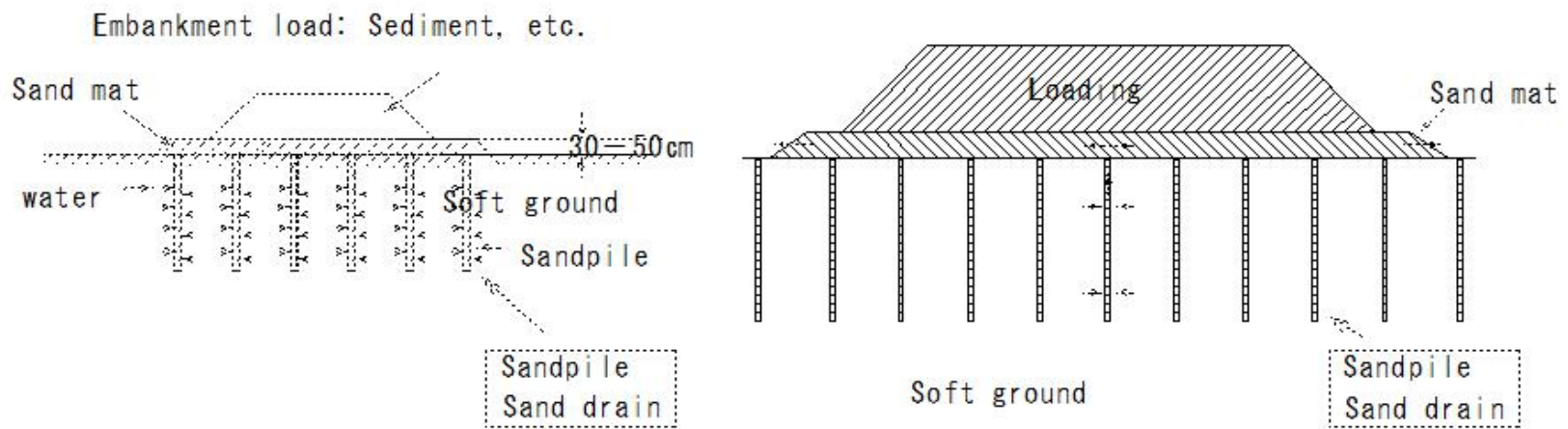
Open caisson foundation

Sedimentation in the support layer

(F331)sand drain method

(F331) sand drain method

sand drain method

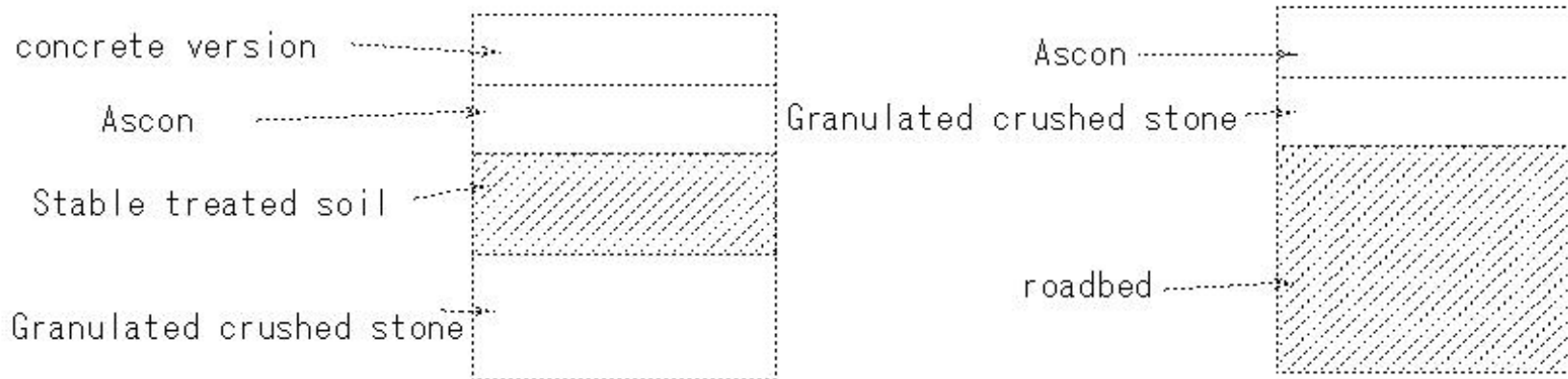


(F332) Soil stabilization treatment-Runways, roads, etc.-Improvement of roadbed and roadbed

(F332) Soil stabilization treatment-Runways, roads, etc.-Improvement of roadbed and roadbed

Soil stabilization treatment

Improvement of roadbed and roadbed



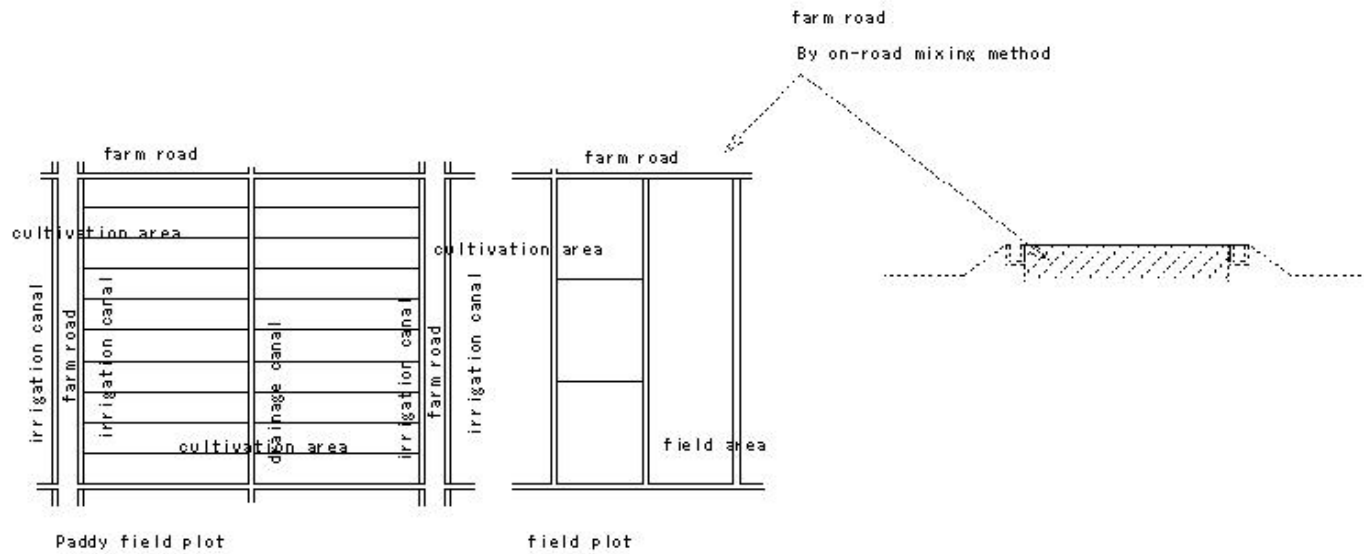


(F333)Soil stabilization treatment-Soil stabilization treatment-By on-road mixing method-Simple paving of farm roads, parking lots, etc.

(F333)Soil stabilization treatment-Soil stabilization treatment-By on-road mixing method-Simple paving of farm roads, parking lots, etc.

Soil stabilization treatment

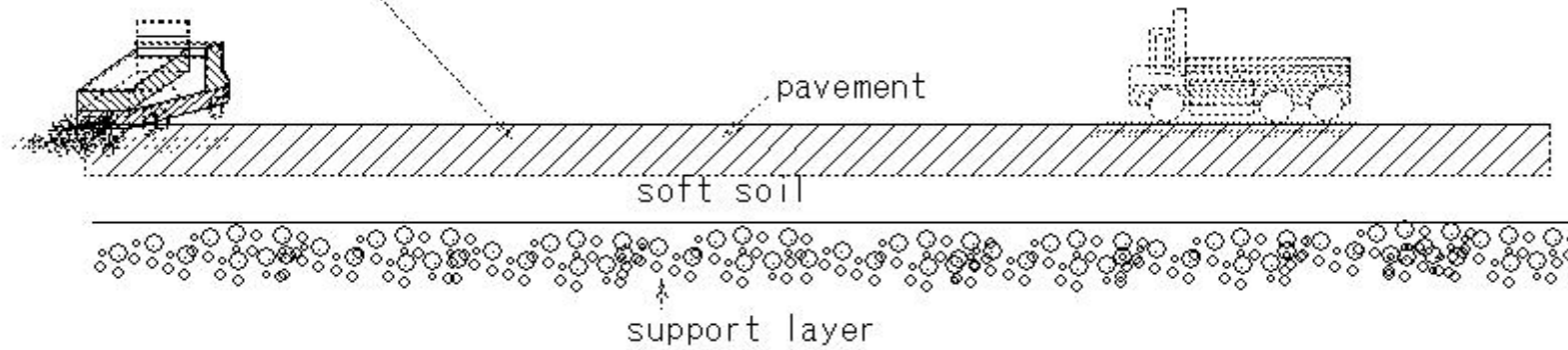
By on-road mixing method



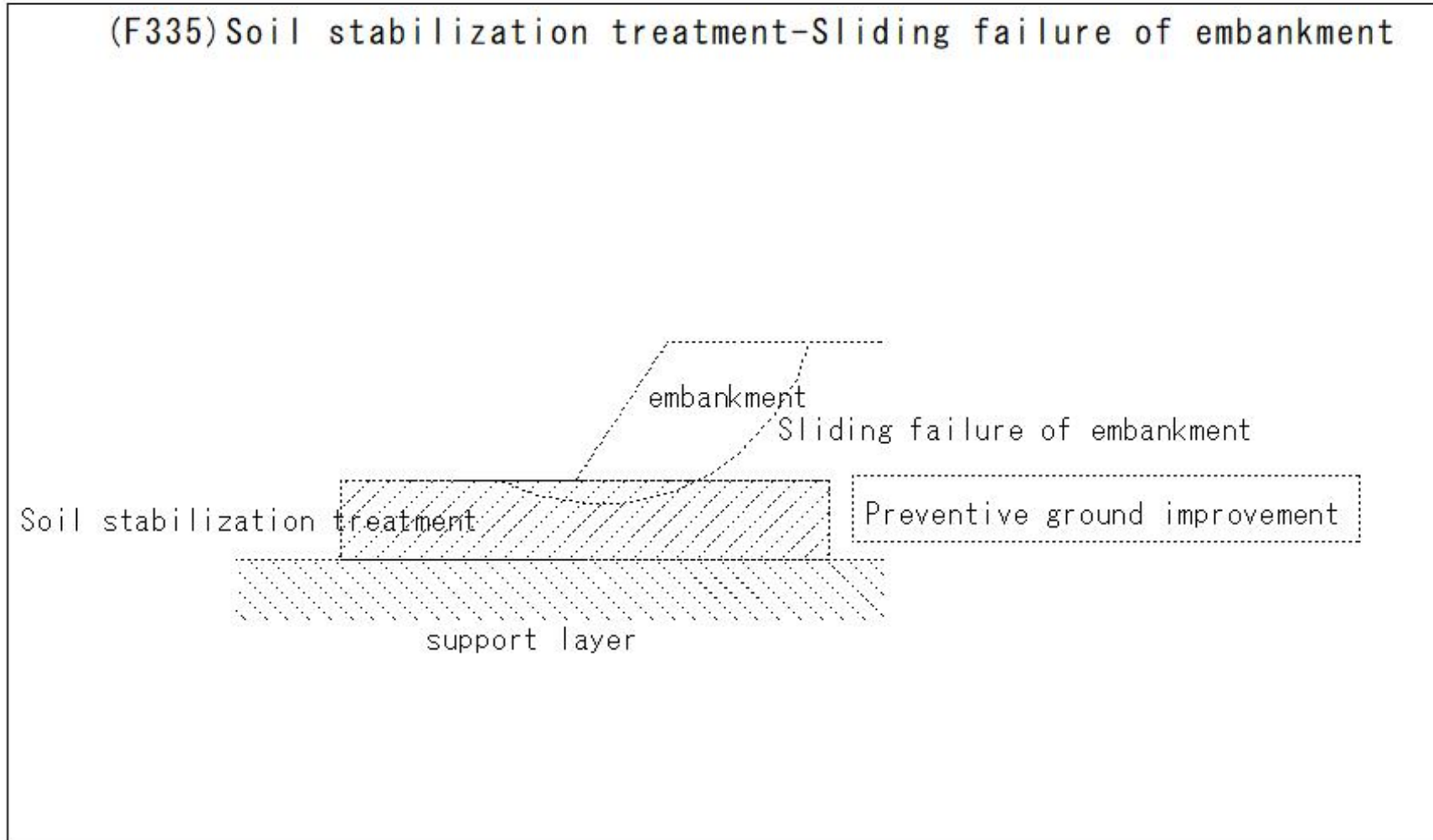
(F334) Soil stabilization treatment-Temporary road for construction-pavement

(F334) Soil stabilization treatment-Temporary road for construction-pavement

Soil stabilization treatment  
Temporary road for construction



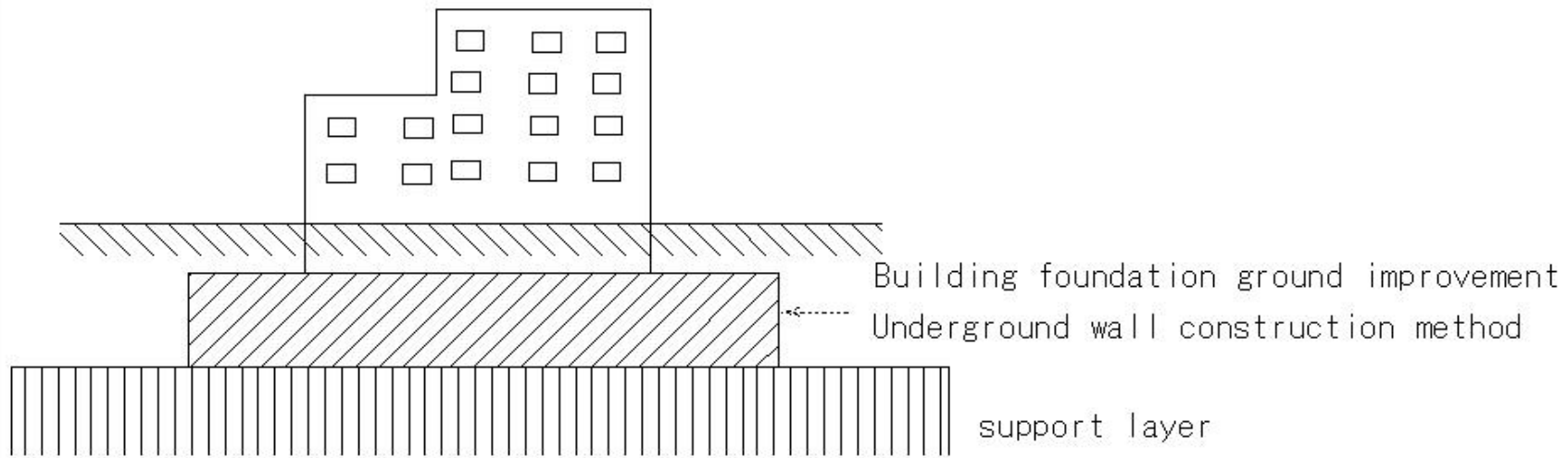
(F335) Soil stabilization treatment-Sliding failure of embankment



(F336)Soil stabilization treatment-Building foundation ground improvement

(F336)Soil stabilization treatment-Building foundation ground improvement

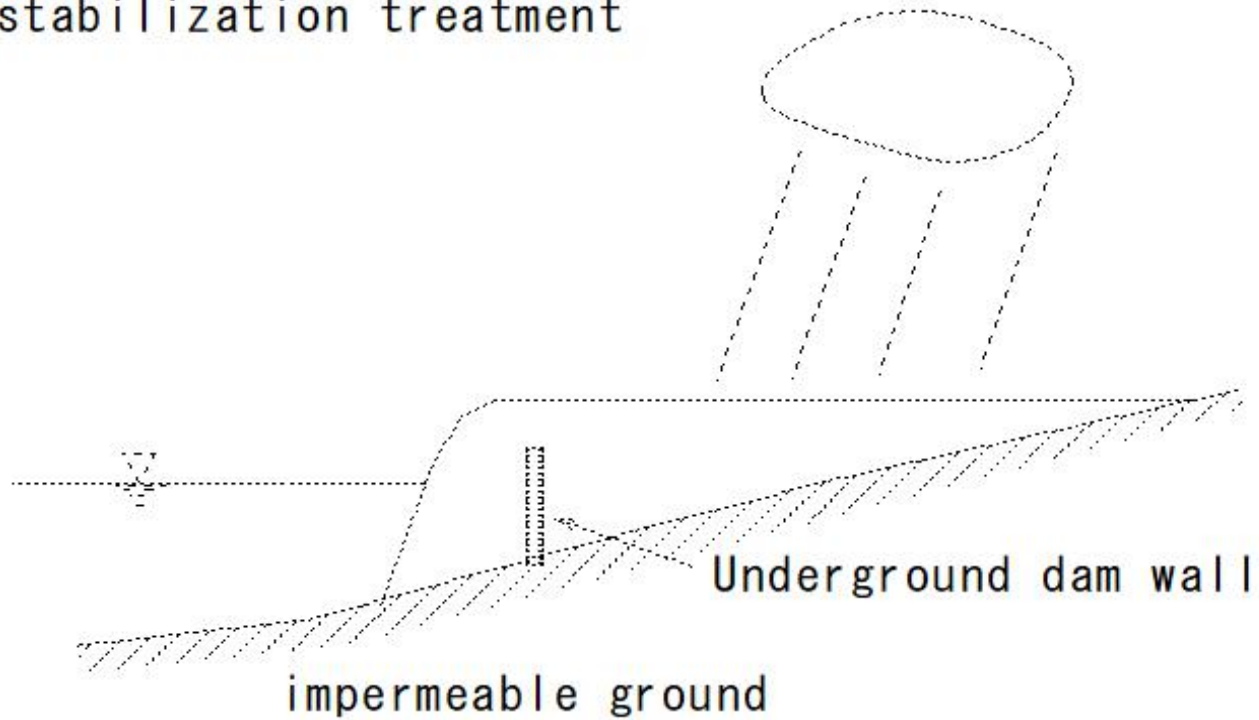
Soil stabilization treatment



(F337)Soil stabilization treatment-Underground dam wall


(F337)Soil stabilization treatment-Underground dam wall

Soil stabilization treatment



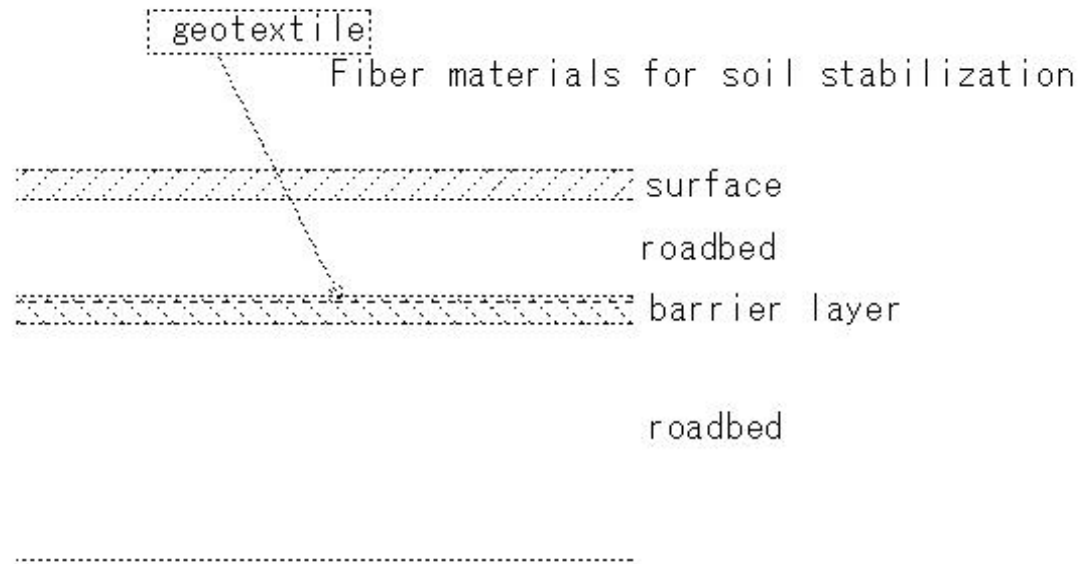
(F338)geotextile-Embankment drainage reinforcement

(F338) geotextile-Embankment drainage reinforcement



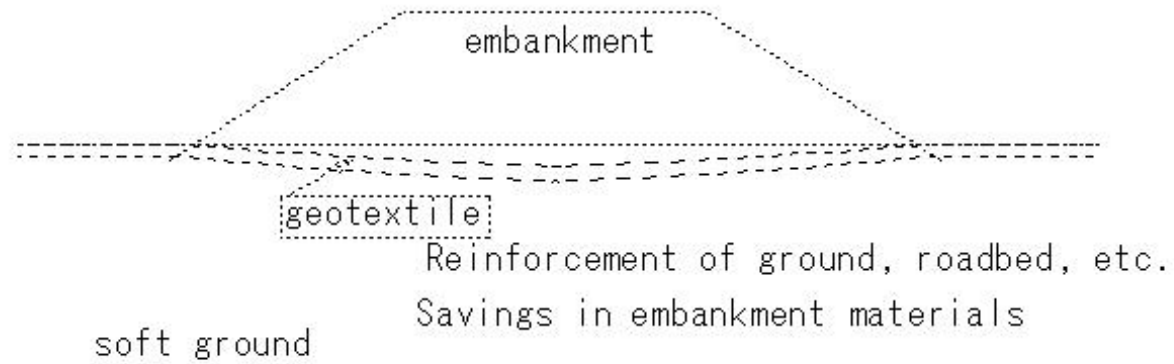
(F339)geotextile-Separation of different materials

(F339) geotextile-Separation of different materials



(F340)geotextile- Reinforcement of ground, roadbed, etc.

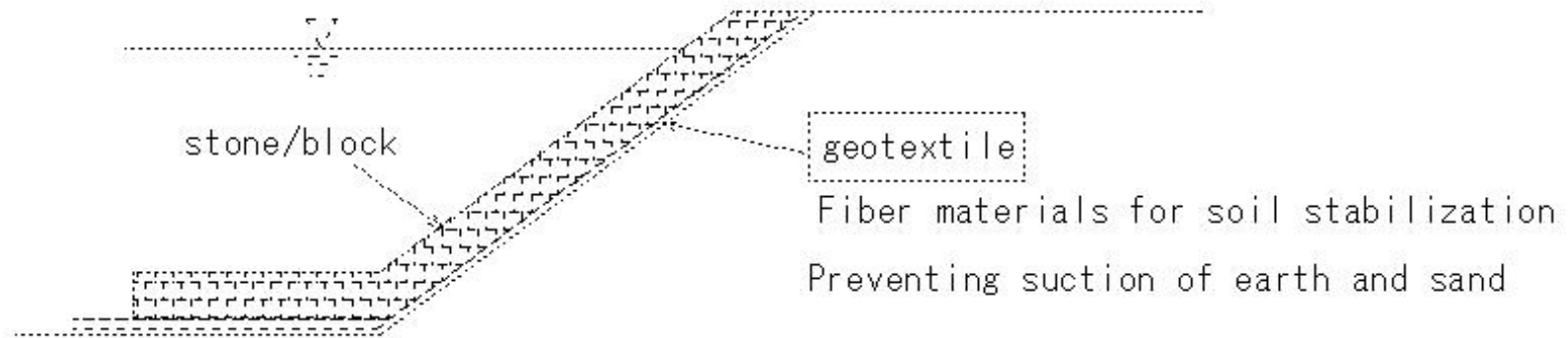
(F340)geotextile- Reinforcement of ground, roadbed, etc.





(F341)geotextile- Preventing suction of earth and sand

(F341)geotextile- Preventing suction of earth and sand

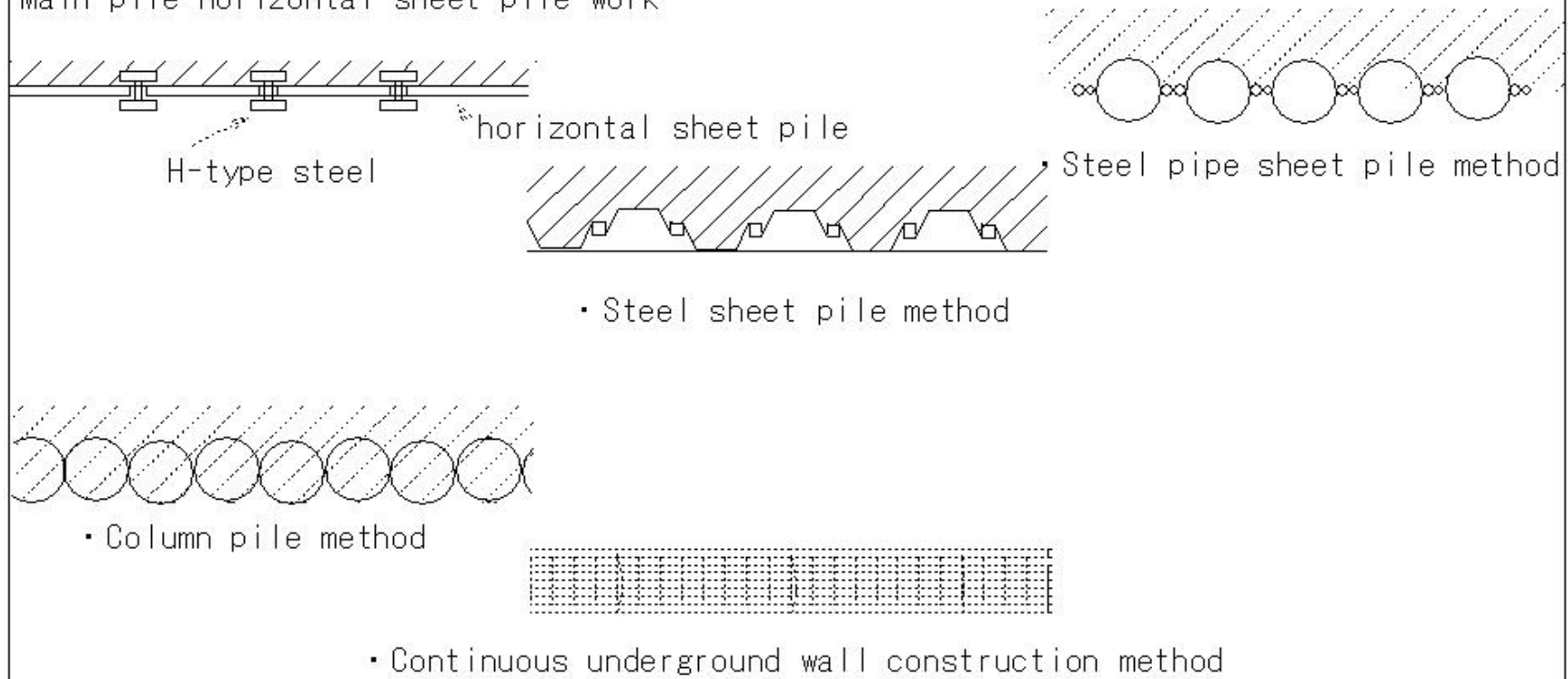


## (F342)Earth retaining work

### (F342)Earth retaining work

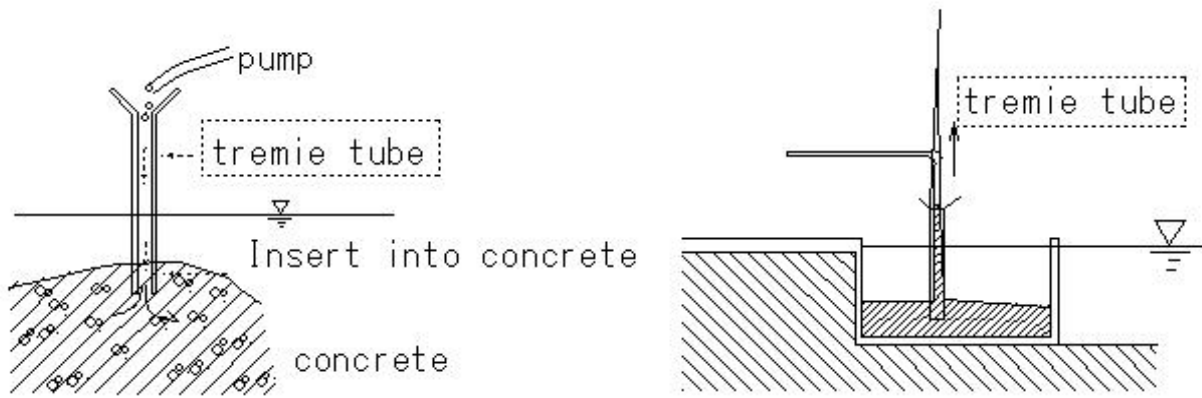
Earth retaining work

Main pile horizontal sheet pile work



(F343)tremie

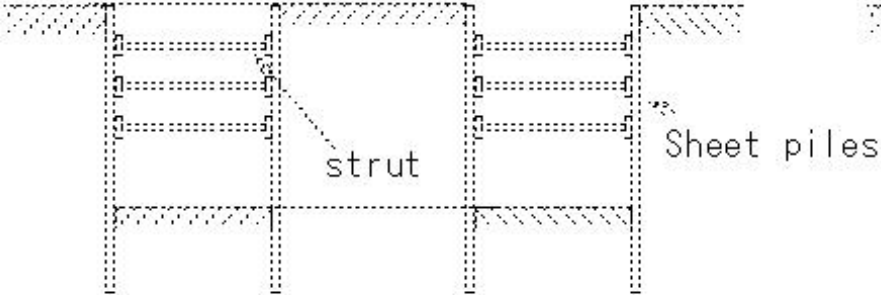
(F343) tremie



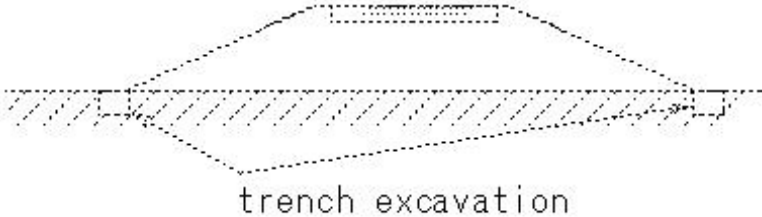
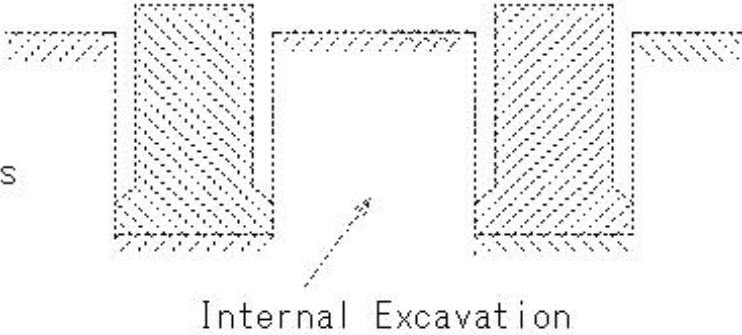
(F344)trench excavation

(F344)trench excavation

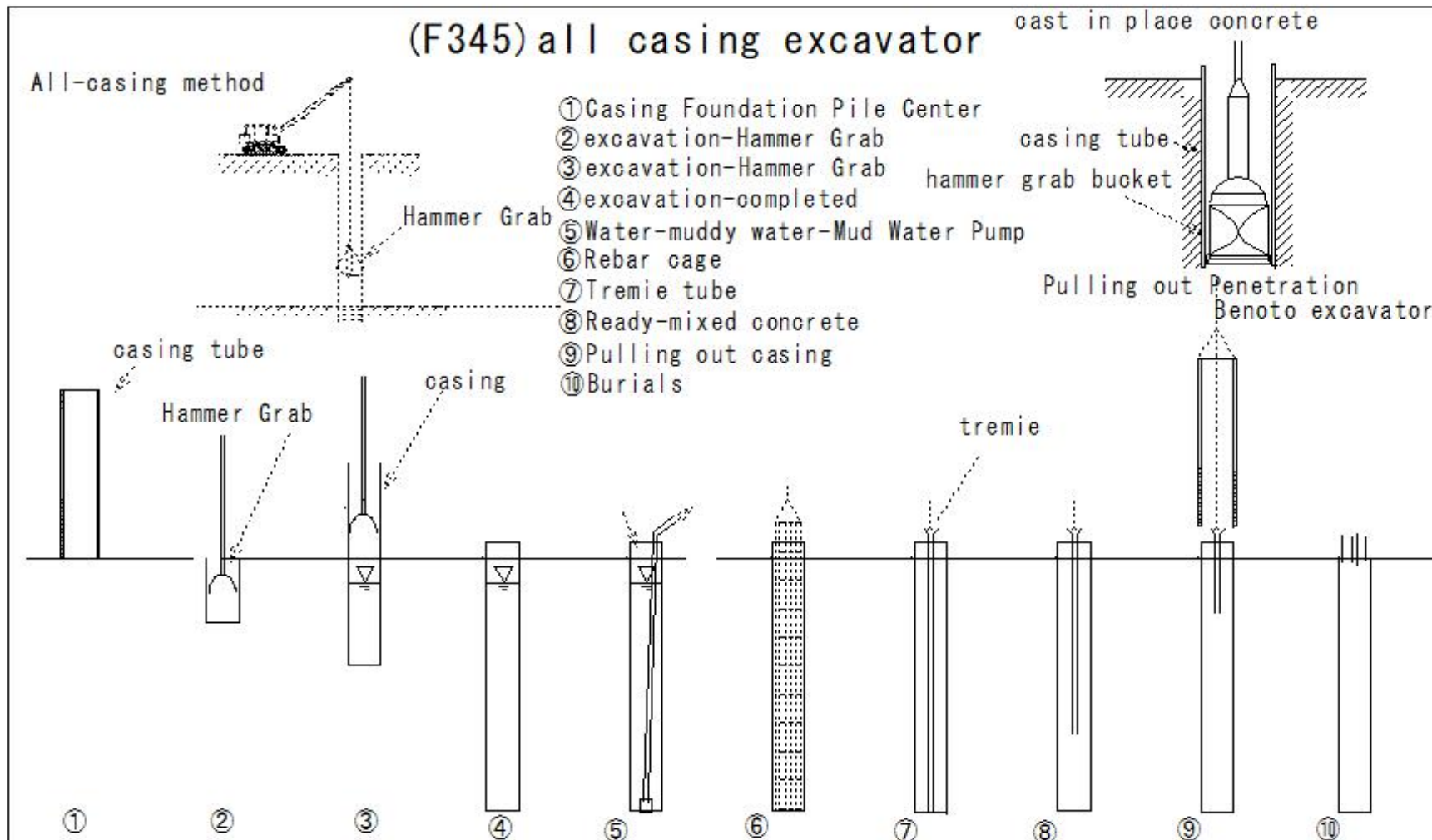
Excavation of the periphery



Construction of the periphery



(F345)all casing excavator



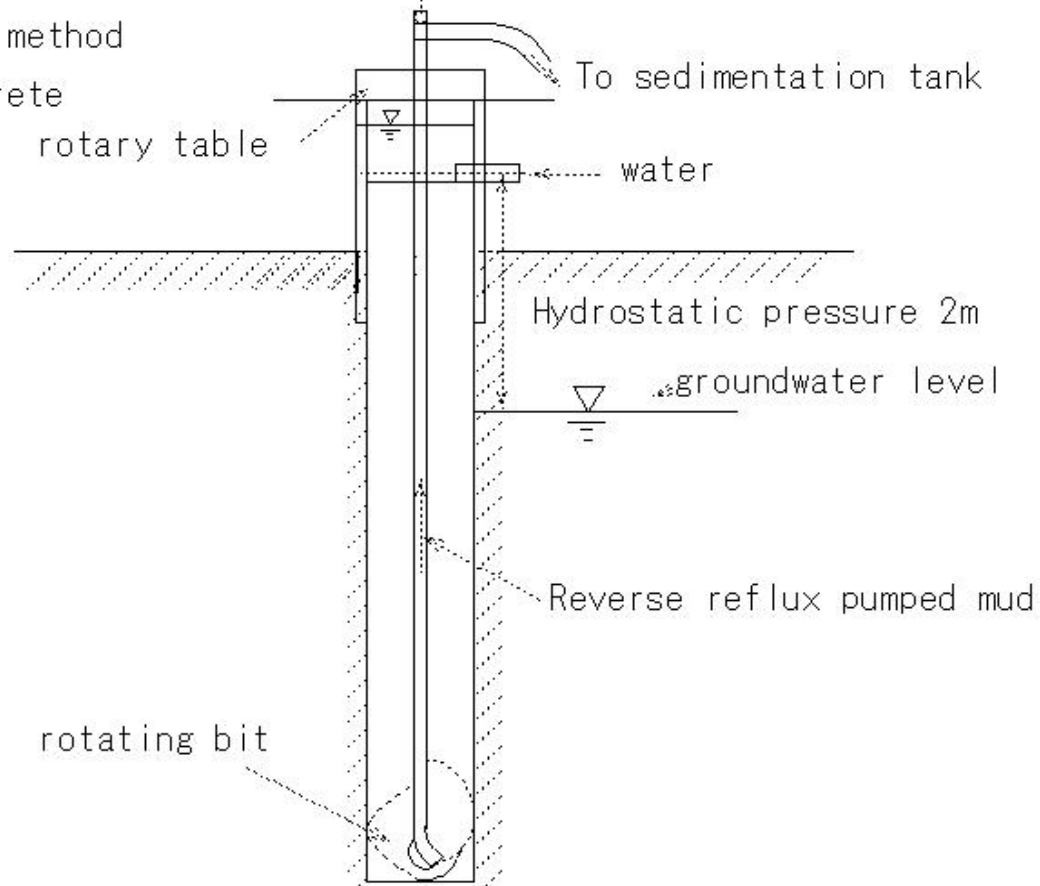
(F346)Reverse circulation method

(F346)Reverse circulation method

Reverse circulation method

cast in place concrete

rotary table



To sedimentation tank

water

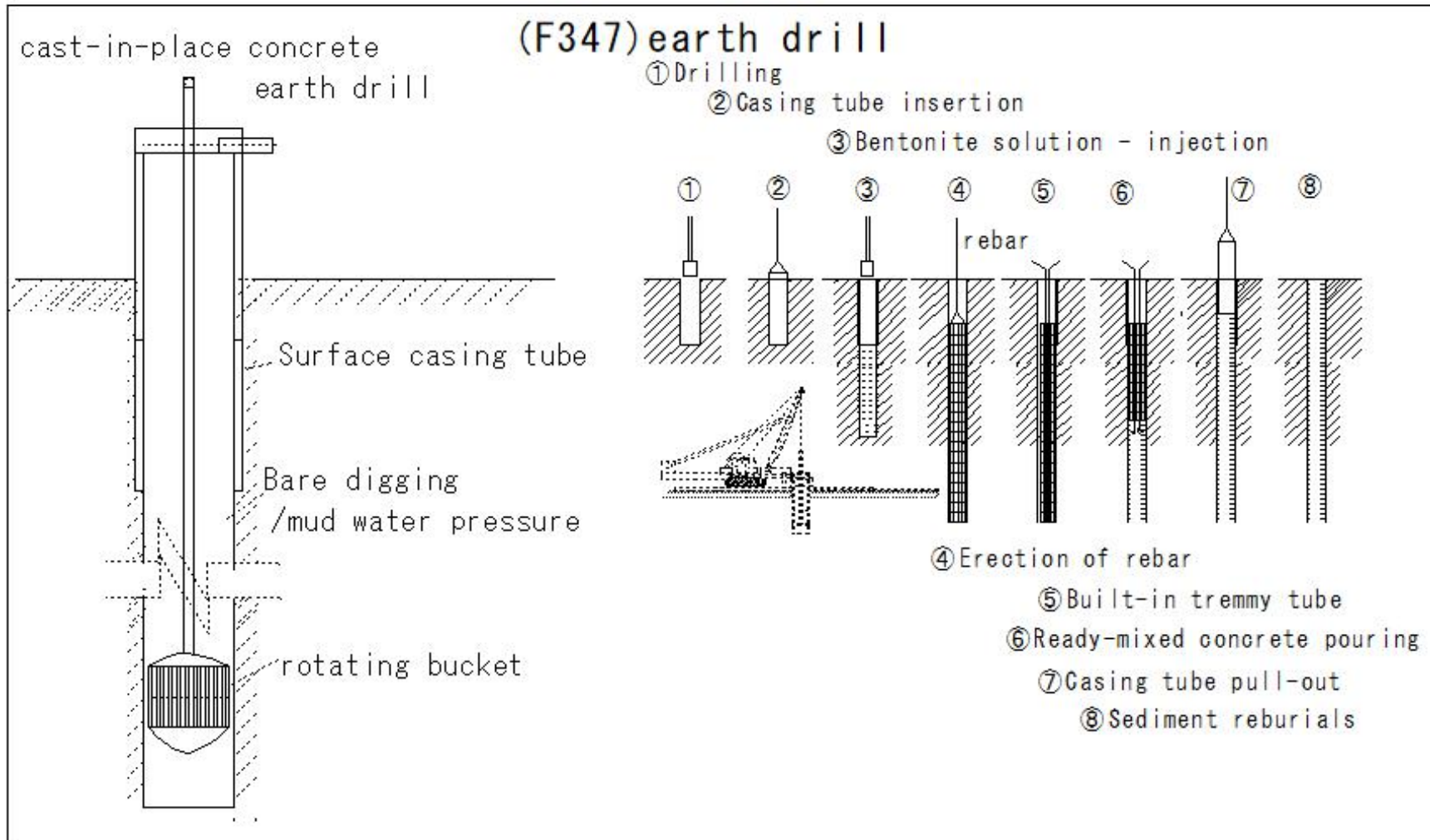
Hydrostatic pressure 2m

groundwater level

Reverse reflux pumped mud

rotating bit

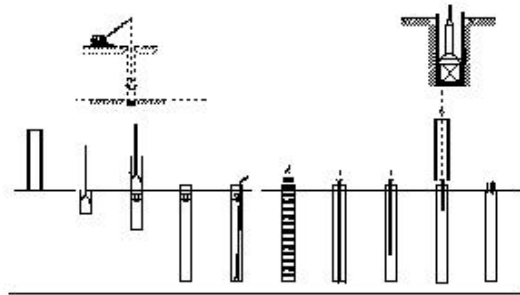
(F347)earth drill



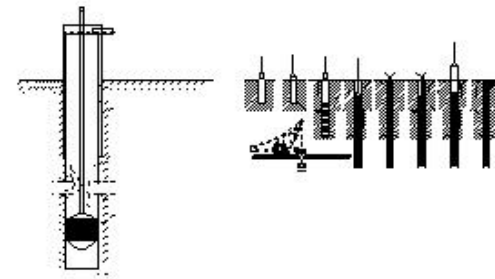
(F348) cast in place concrete

(F348) cast in place concrete

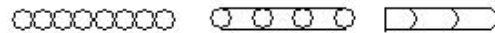
① All casing construction method



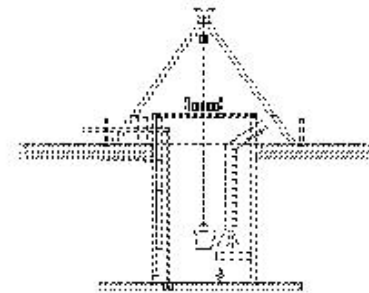
② Earth drill method



③ Underground continuous wall pile method

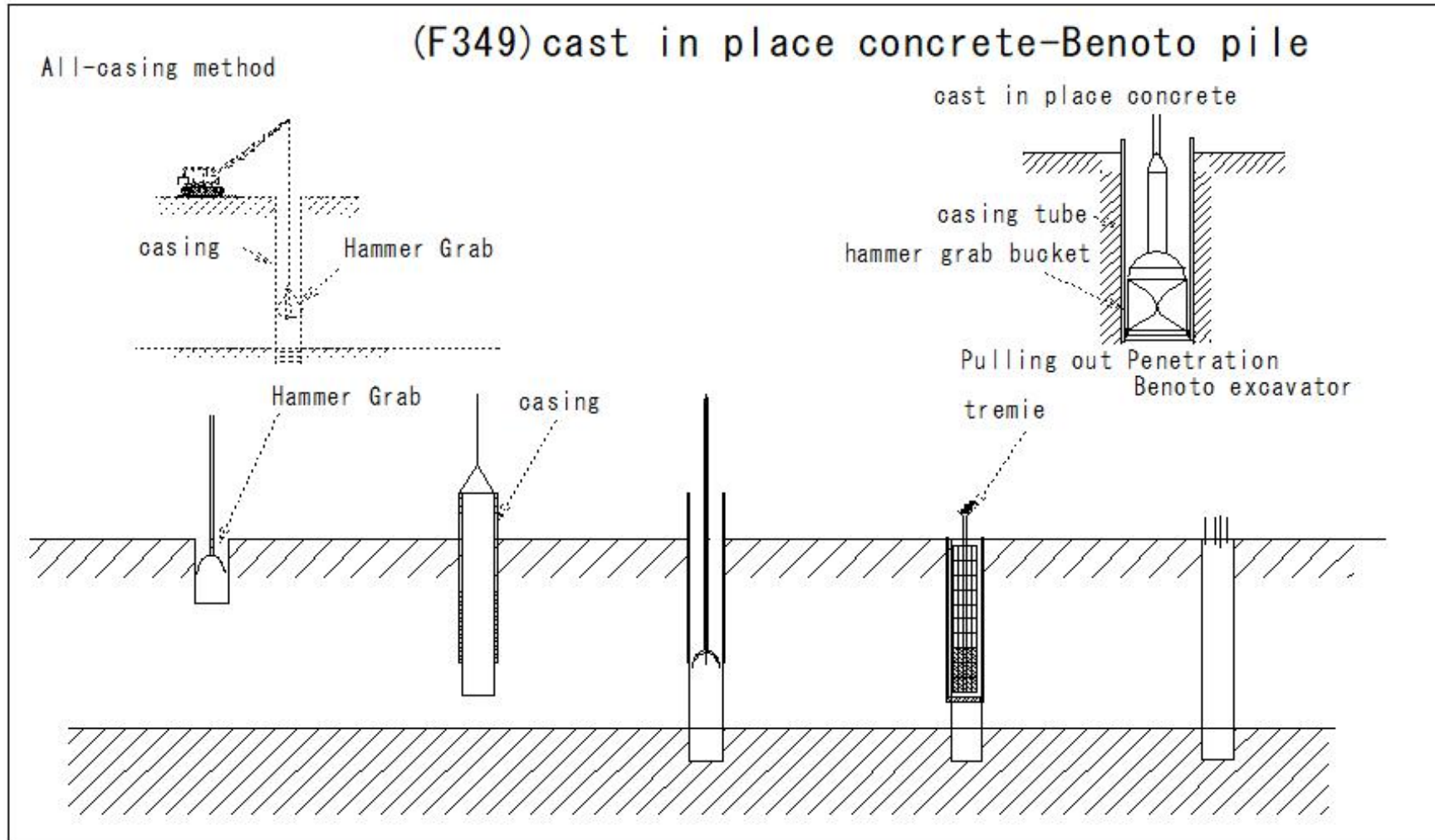


④ Deep foundation



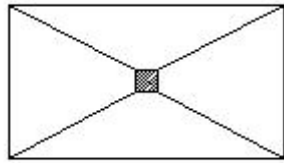
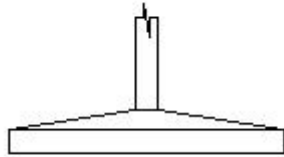


(F349)cast in place concrete-Benoto pile

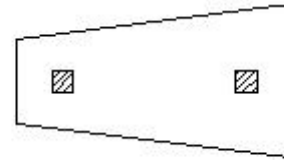
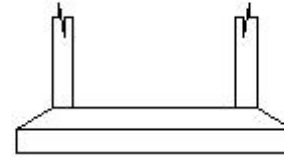


(F350) footing foundation

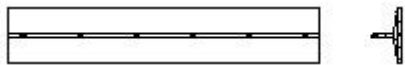
(F350) footing foundation




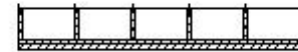
Independent footing foundation



Composite footing foundation



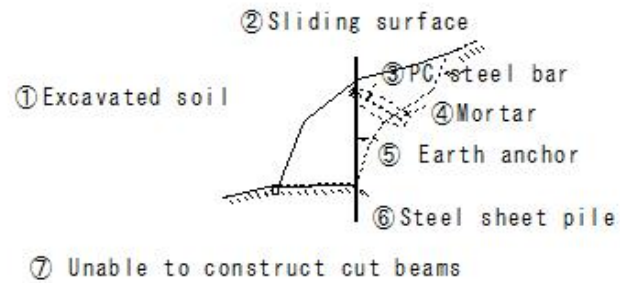
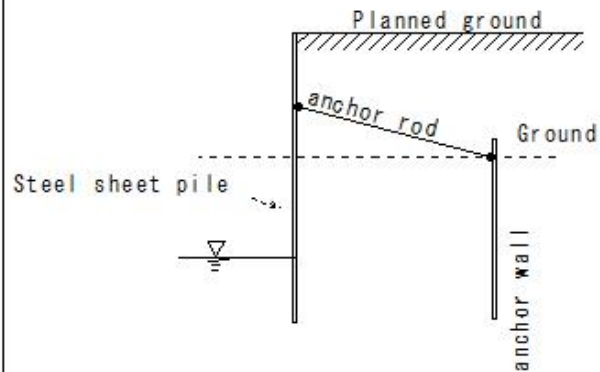
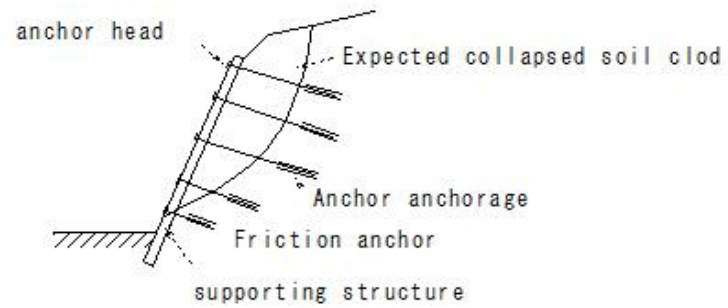
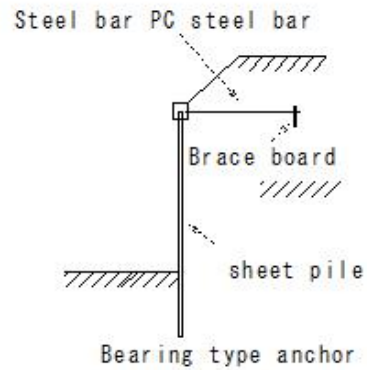
Continuous footing foundation



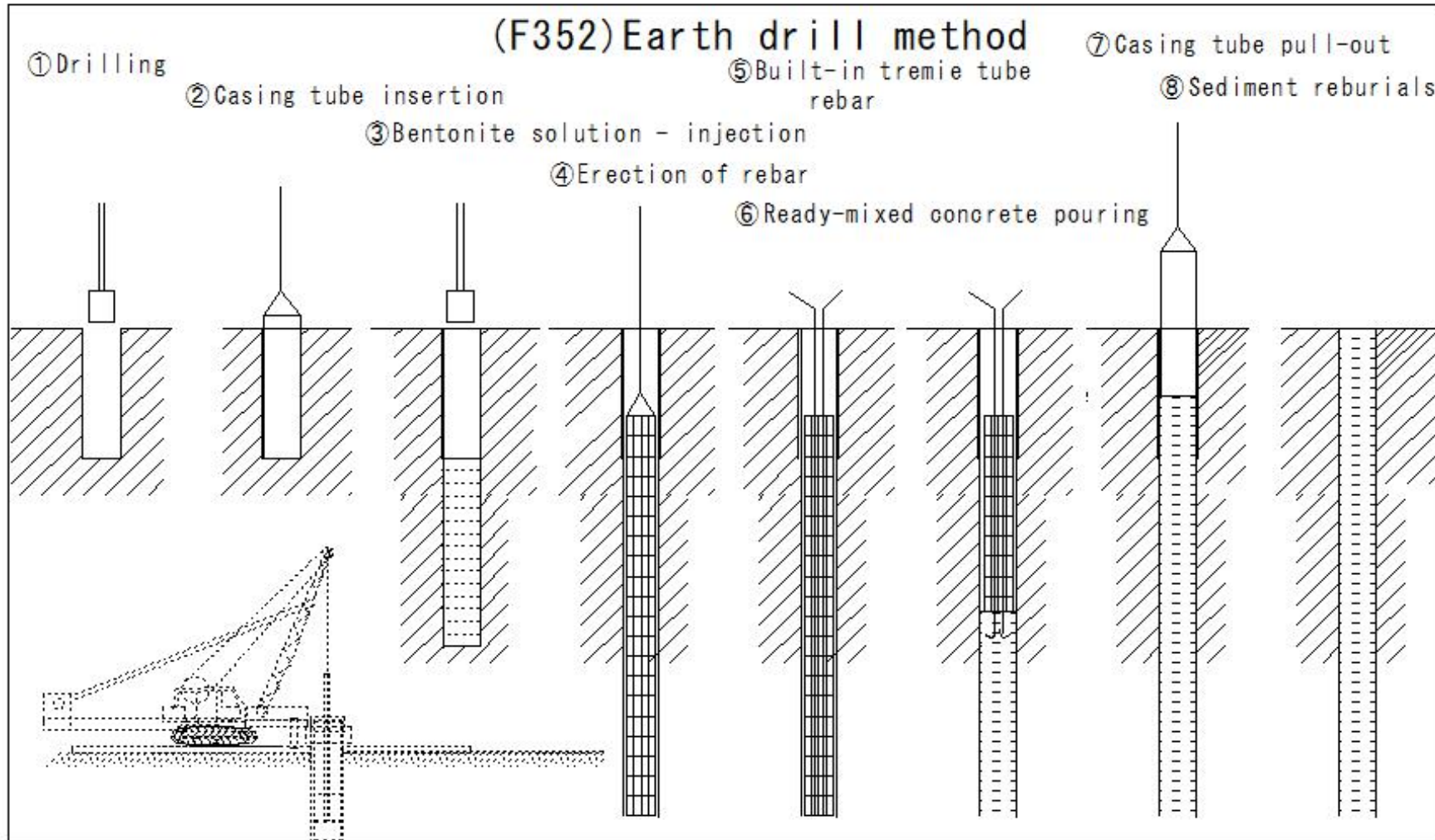
mat foundation

(F351)earth anchor

(F351)earth anchor



(F352)Earth drill method



(F353)Reverse circulation methodd

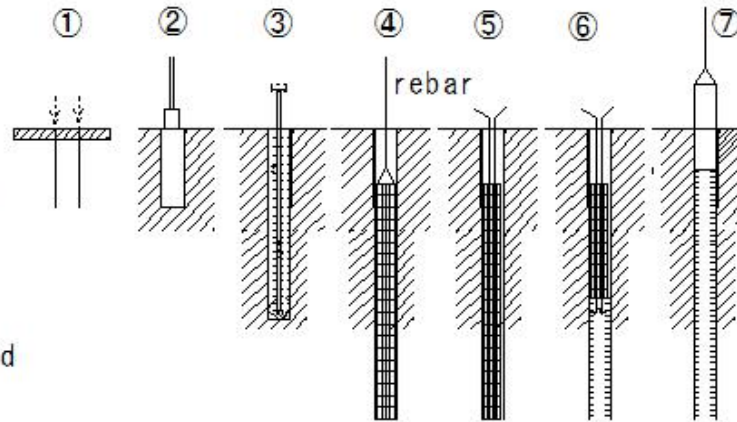
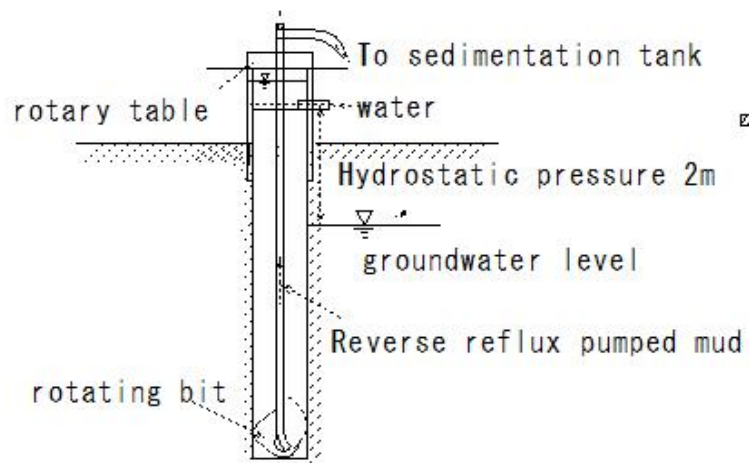
(F353) Reverse circulation methodd

① Installing stand pipe

② Internal excavation with bucket

③ Excavation using leavers method

Reverse circulation method



④ Reinforcement installation

⑤ Suck up sediment-Built-in tremie pipe

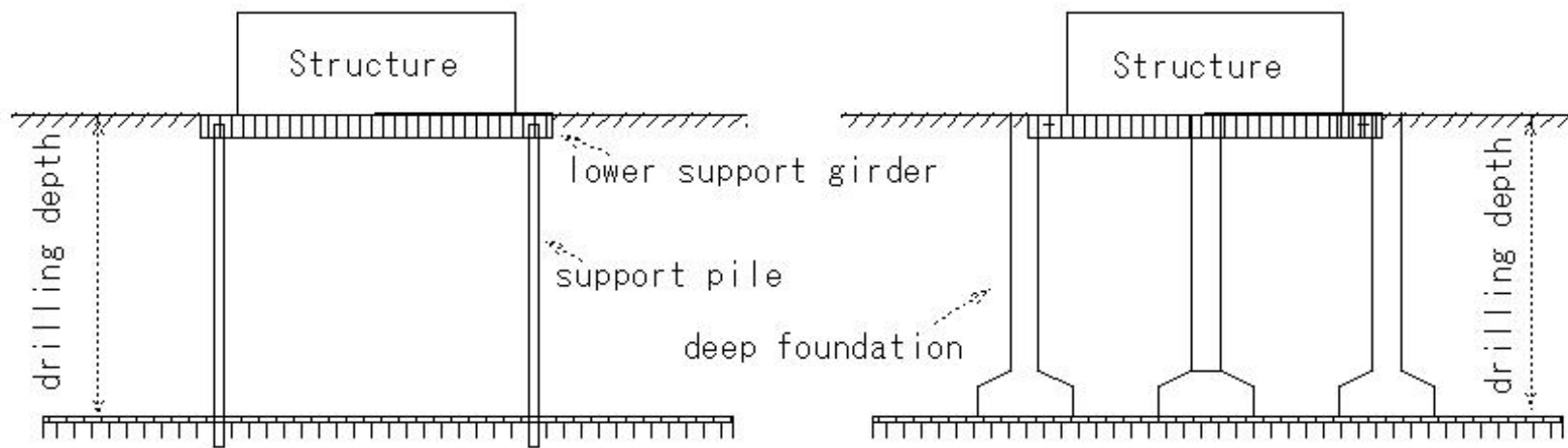
⑥ Concrete pouring

⑦ Pull out the stand pipe

(F354)Underpinning method- supporting foundation

(F354)Underpinning method- supporting foundation

Underpinning method- supporting foundation

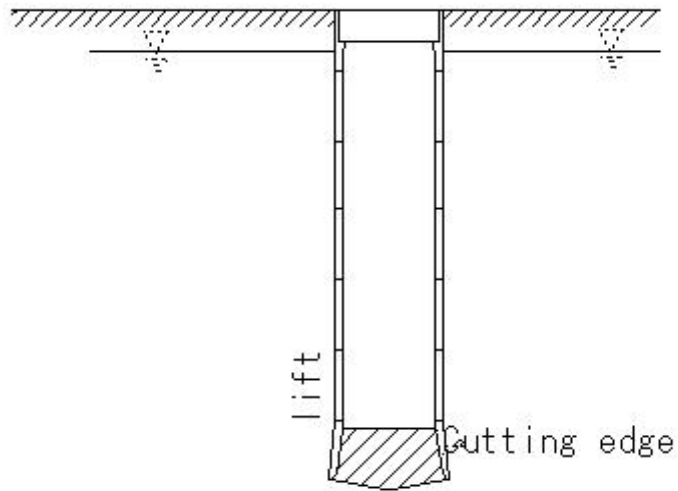


① Supporting by pile foundation

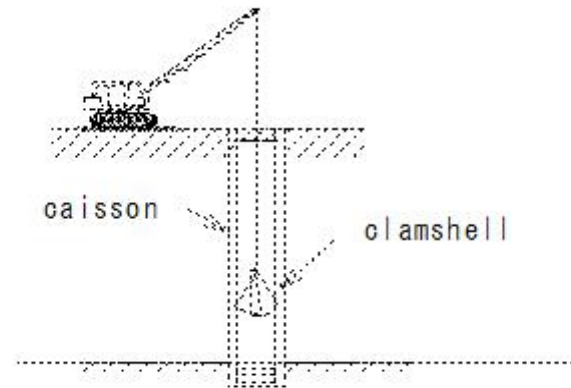
② Underpinning by deep foundation

(F355)caisson excavation workng foundation-open caisson

(F355)caisson excavation workng foundation-open caisson



Open caisson

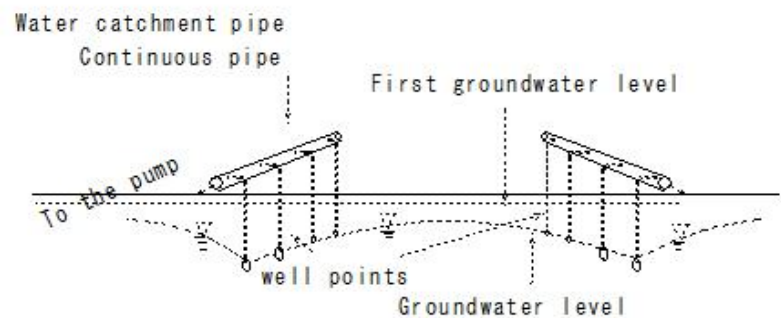
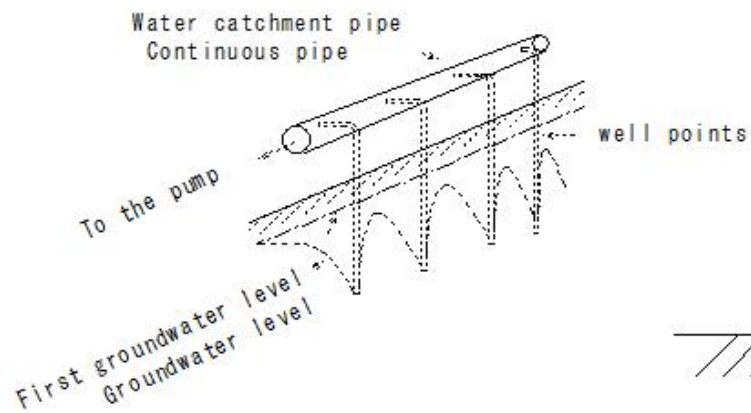


Open caisson foundation

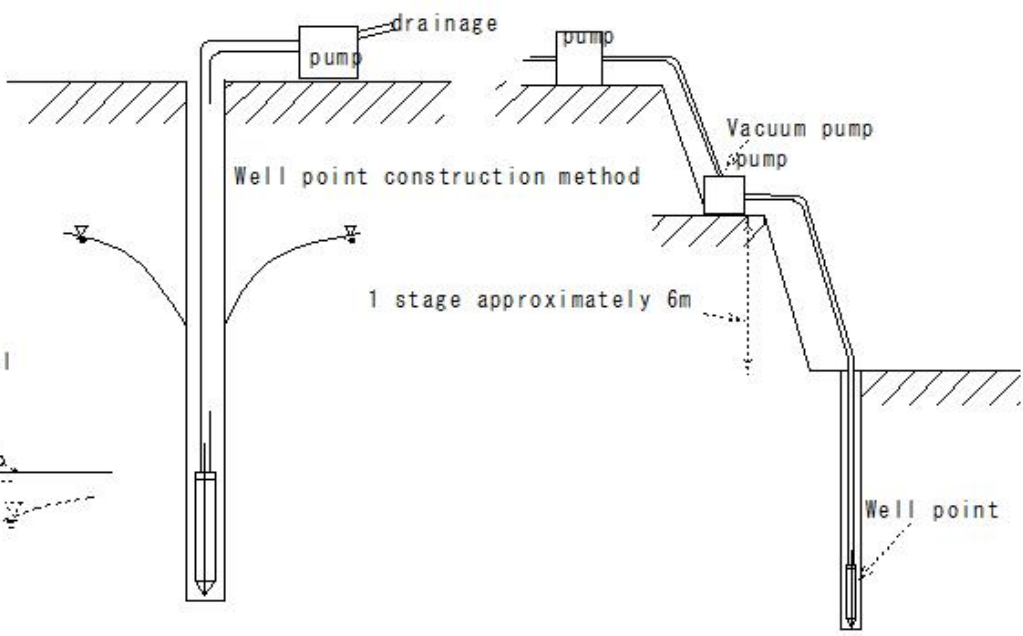
Sedimentation in the support layer

(F356)well point

(F356)well point




Well point construction method



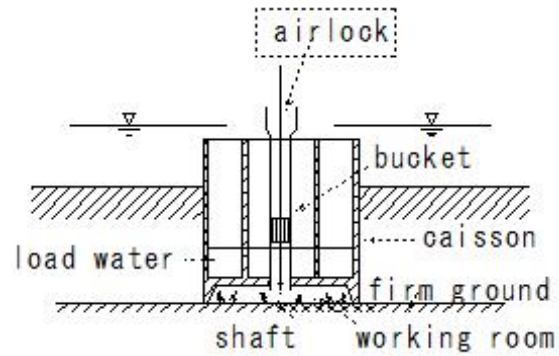


(F357)pneumatic caisson-air lock

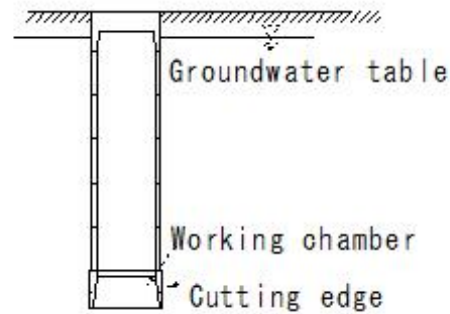
(F357) pneumatic caisson-air lock



Open caisson foundation  
Sedimentation in the support layer



Pneumatic caisson

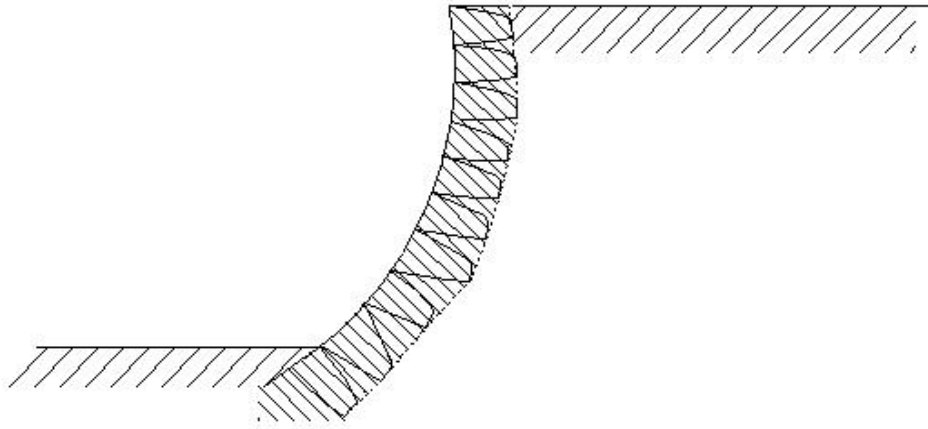


Pneumatic caisson

(F358)masonry

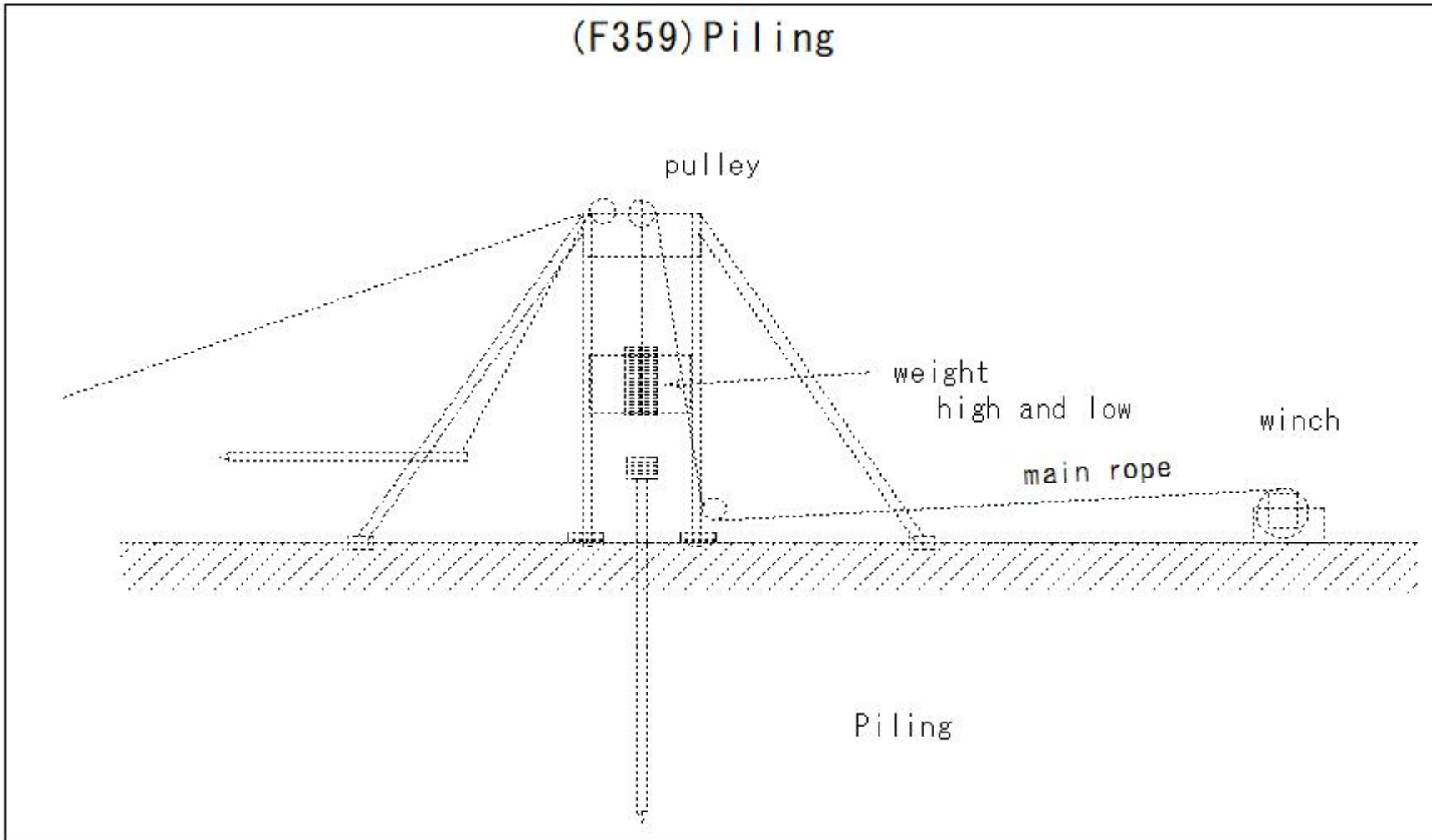
(F358)masonry

top stone



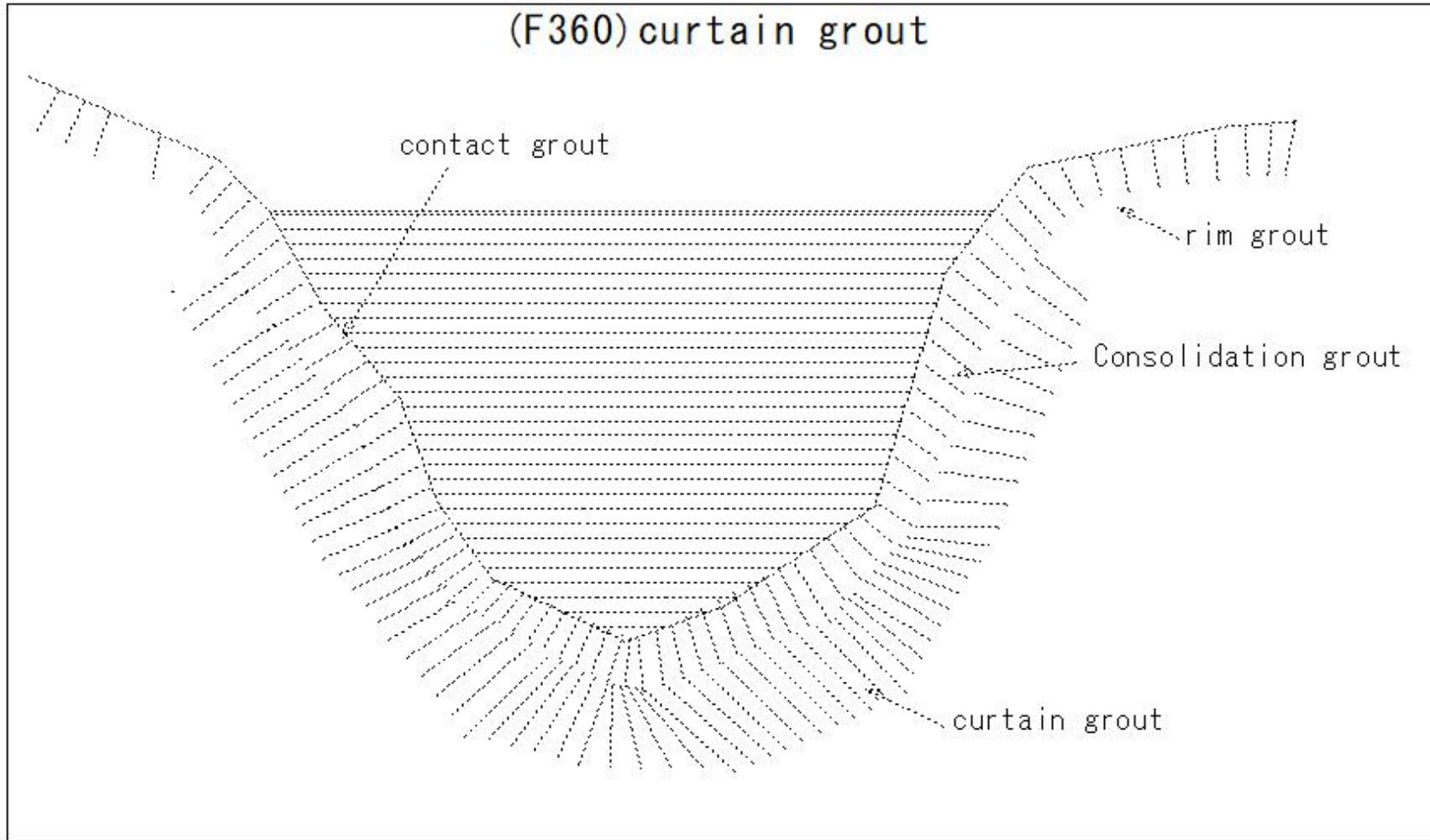
masonry

(F359)Piling

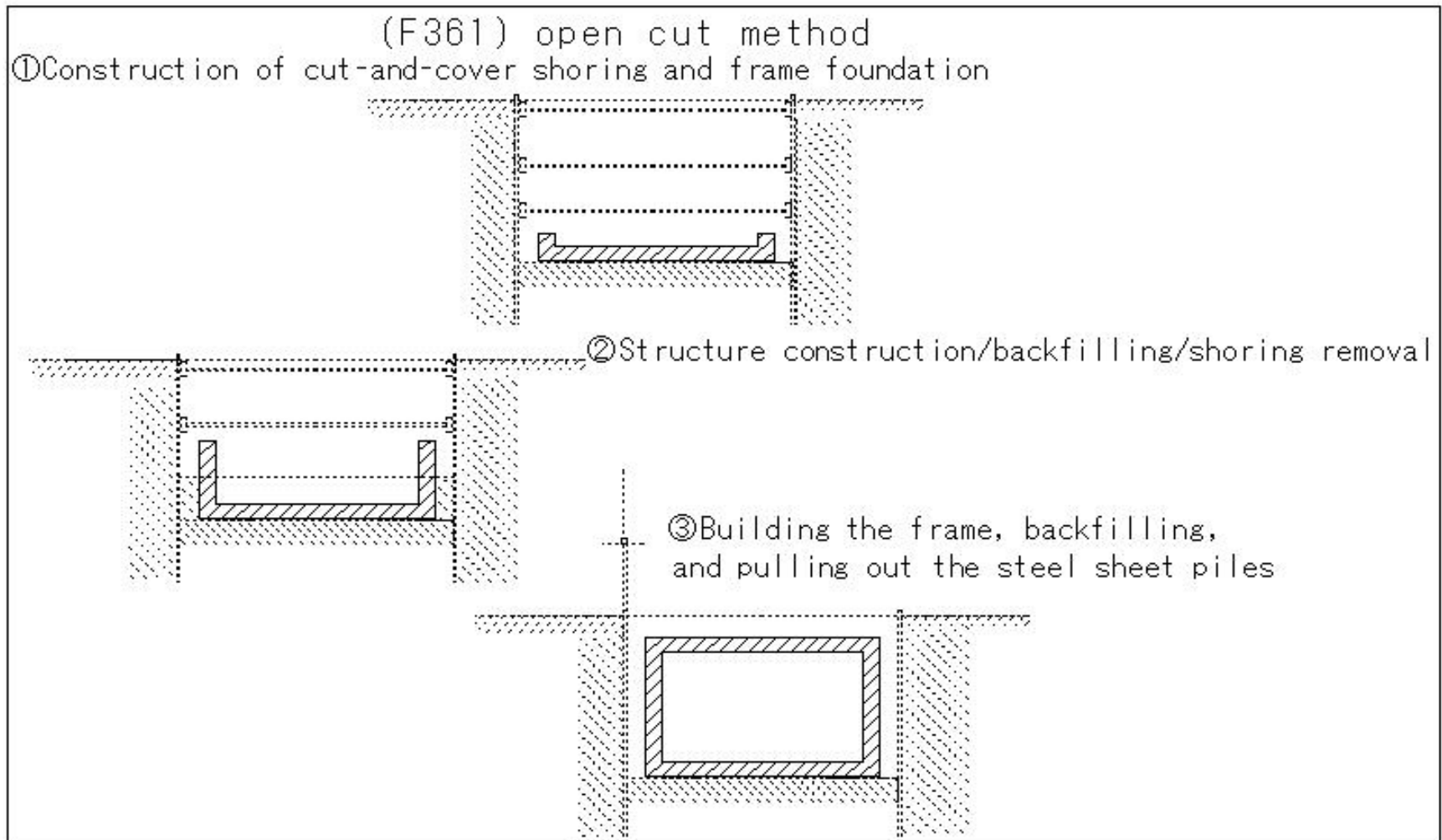


(F360)curtain grout

(F360) curtain grout



(F361) open cut method

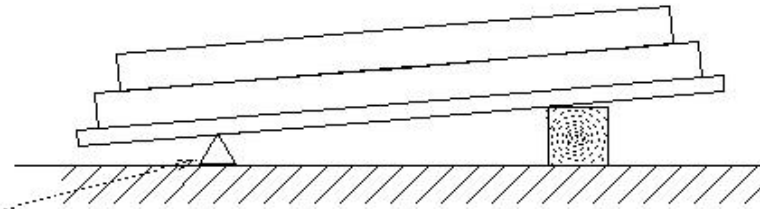
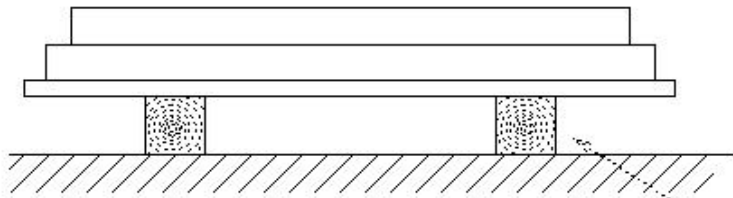


(F362)stand

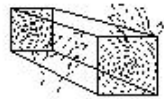
(F362) stand

good

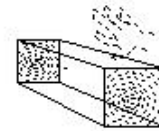
bad



stand



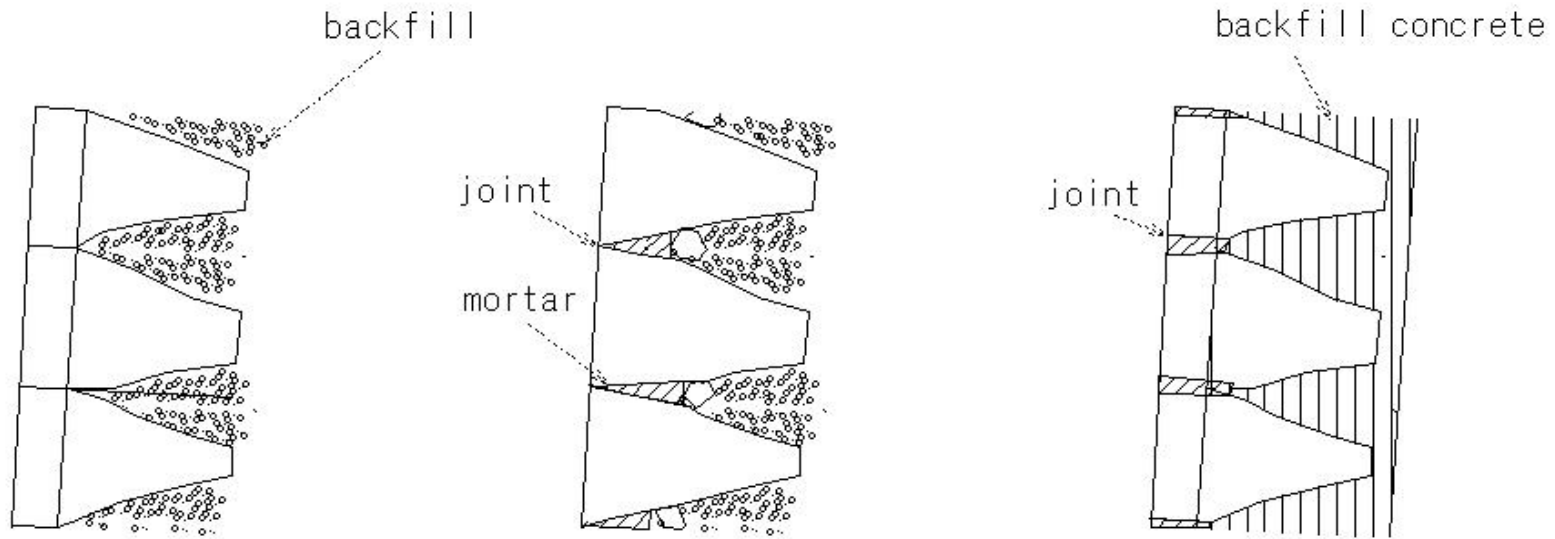
both hands



one hand

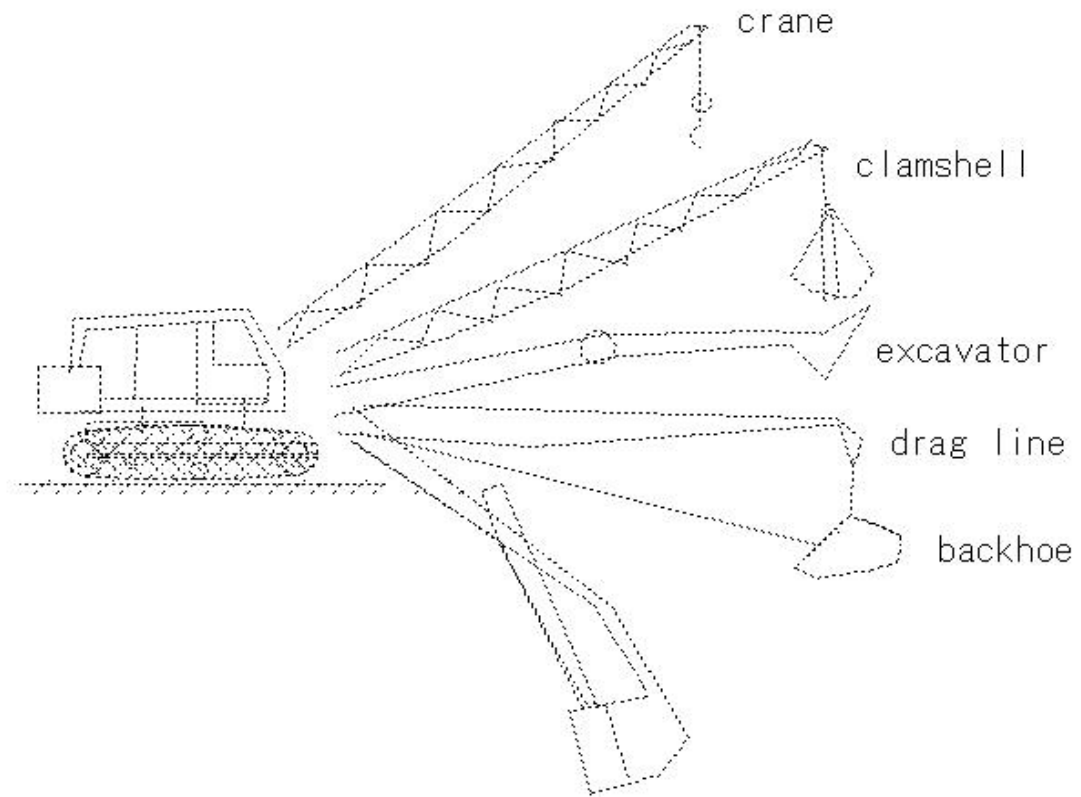
(F363)masonry

(F363) masonry



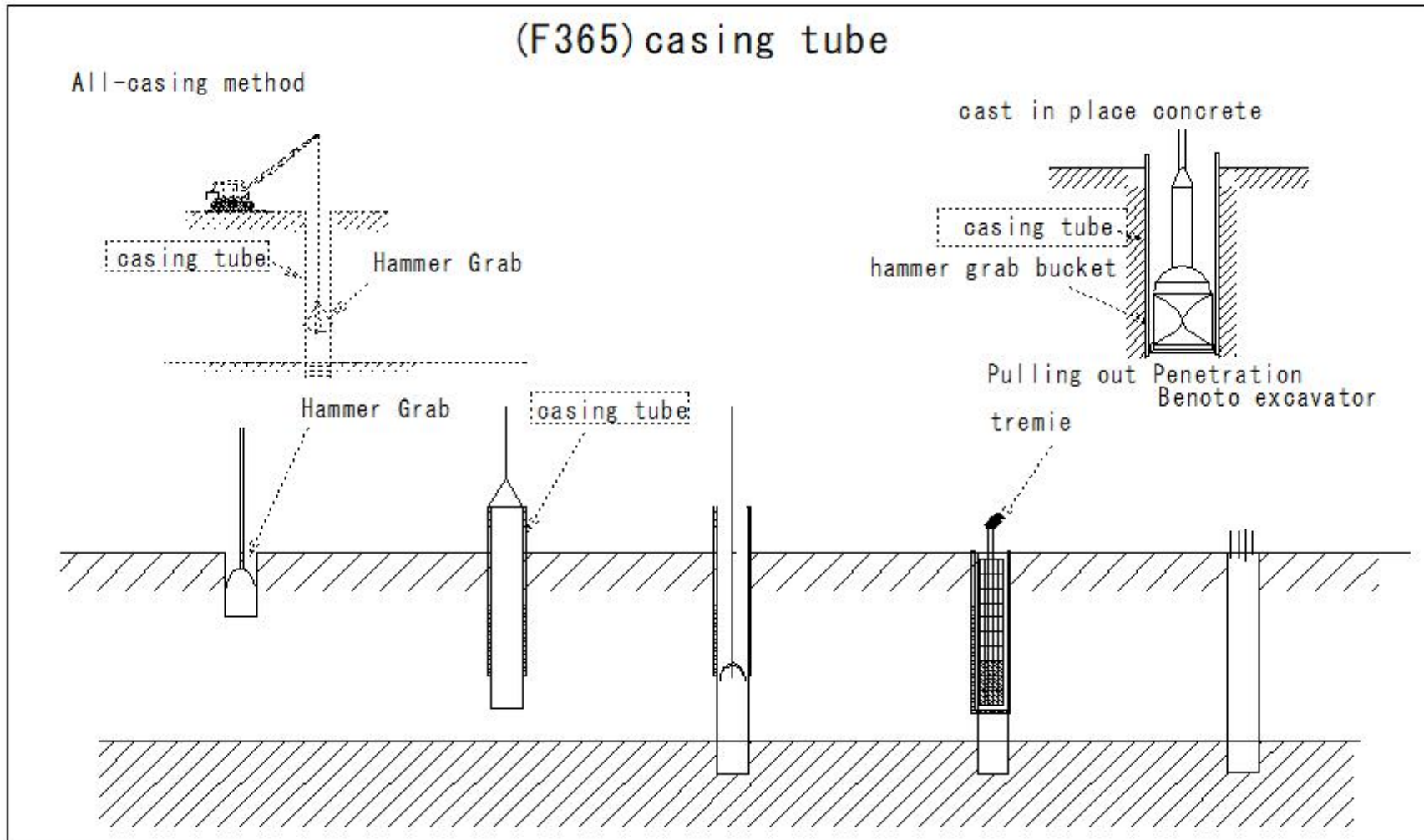
(F364)crawler crane

(F364) crawler crane



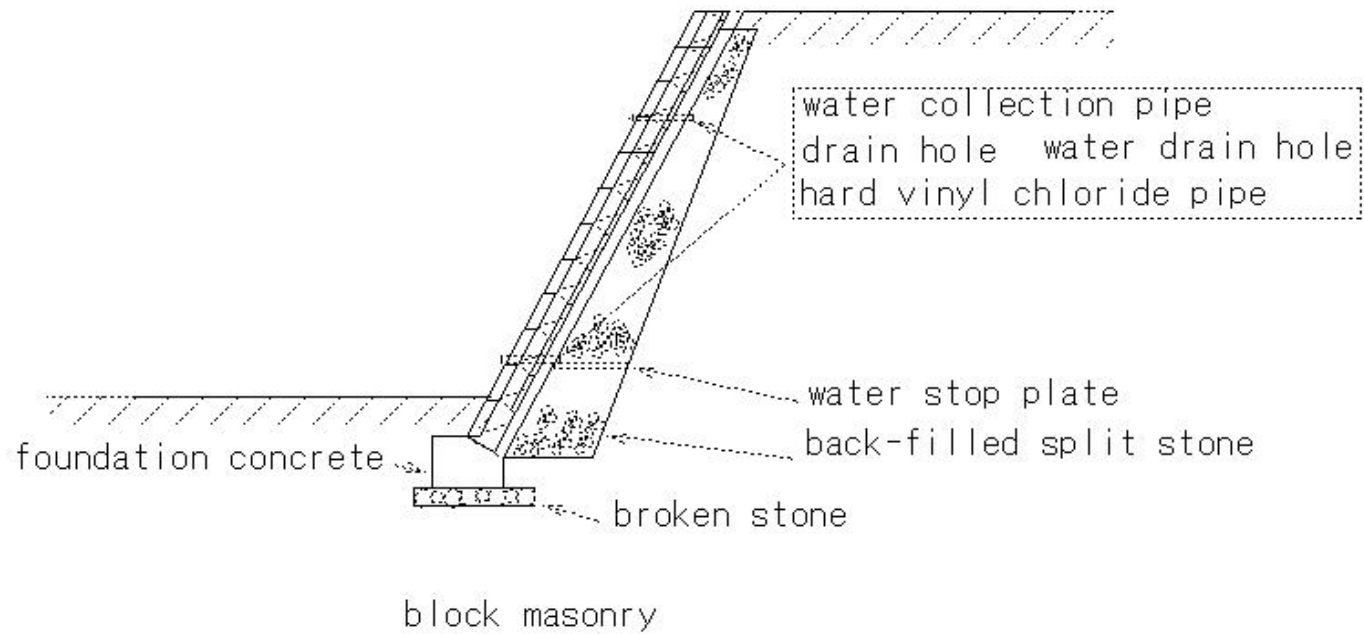


(F365)casing tube



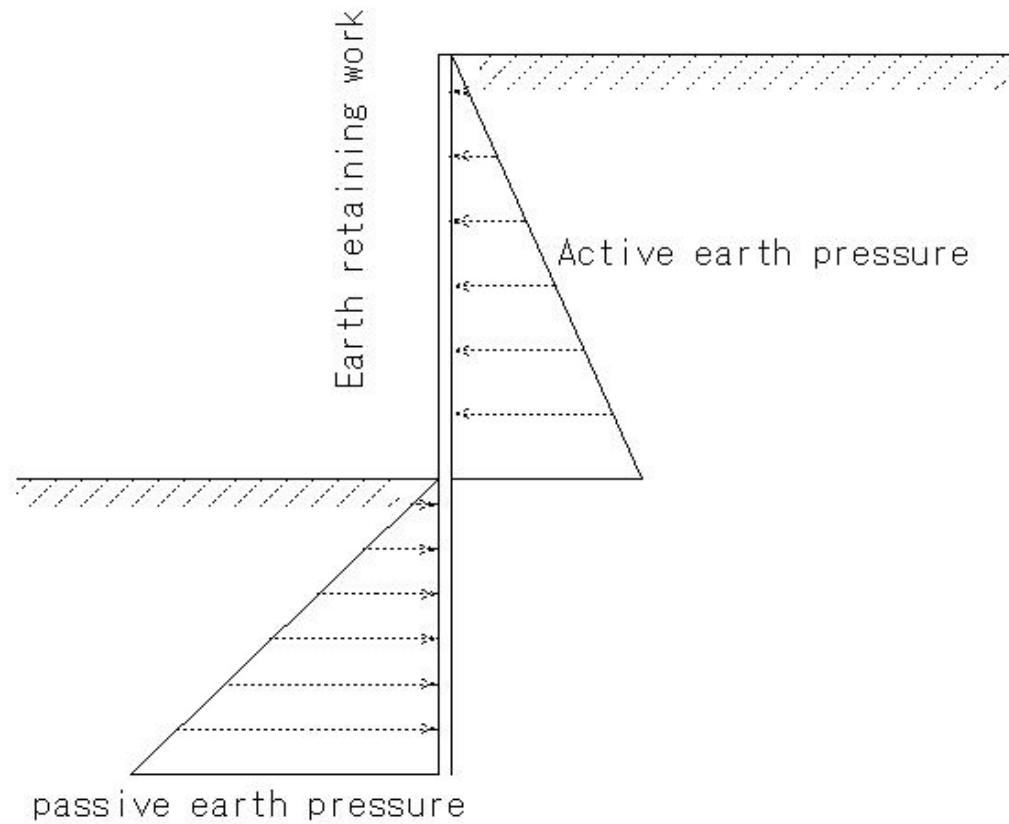
(F366)block masonry-hard vinyl chloride pipe

(F366)block masonry-hard vinyl chloride pipe



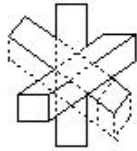
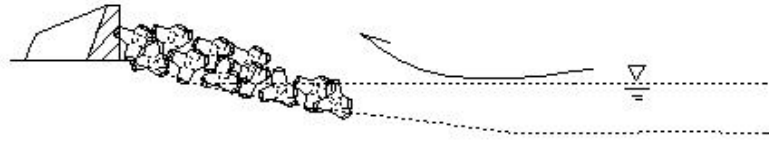
(F367)Earth retaining work-Active earth pressure-passive earth pressure

(F367)Earth retaining work-Active earth pressure-passive earth pressure

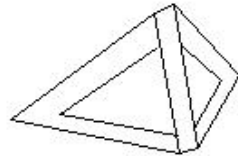


(F368)wave dissipation block

(F368)wave dissipation block



Hexapod block



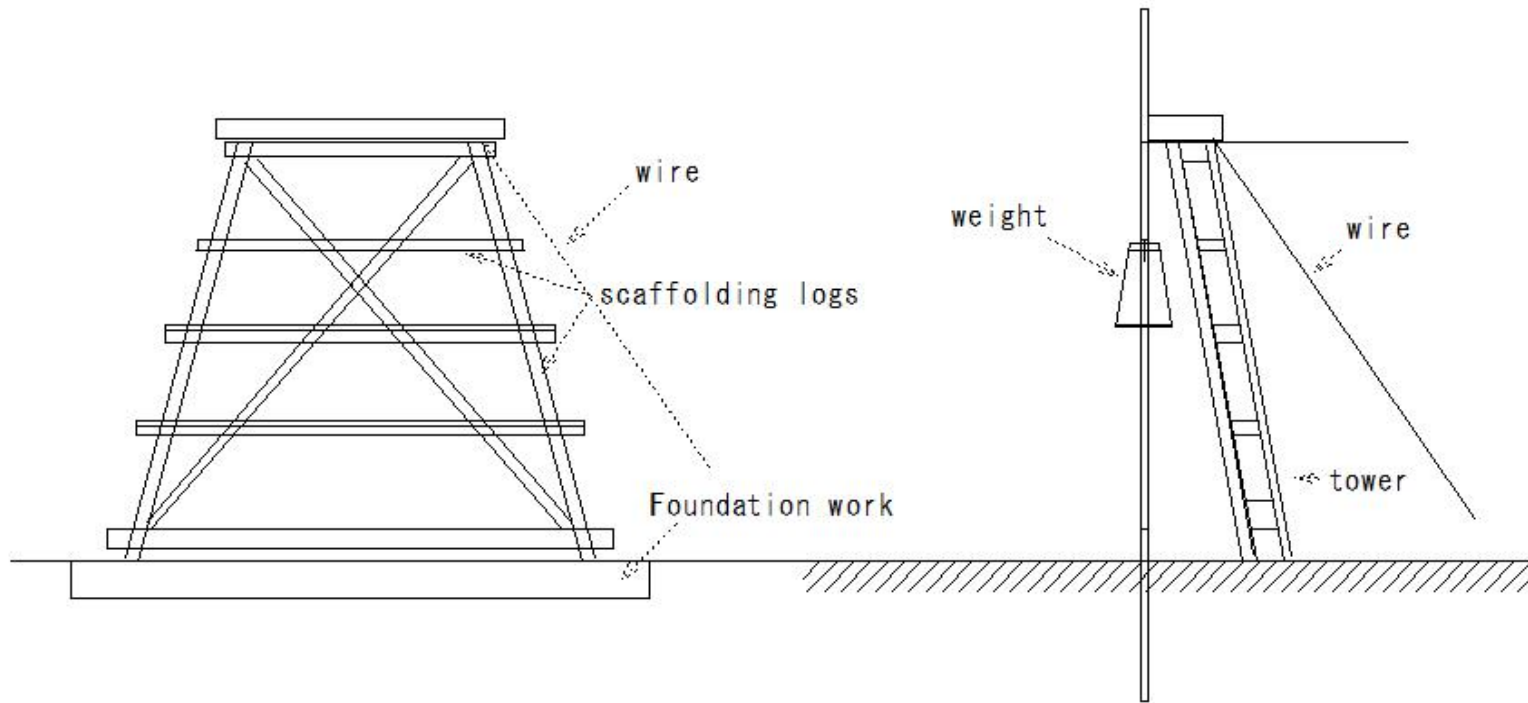
Hollow triangular block



Tetrablock

(F369)piling

(F369)piling



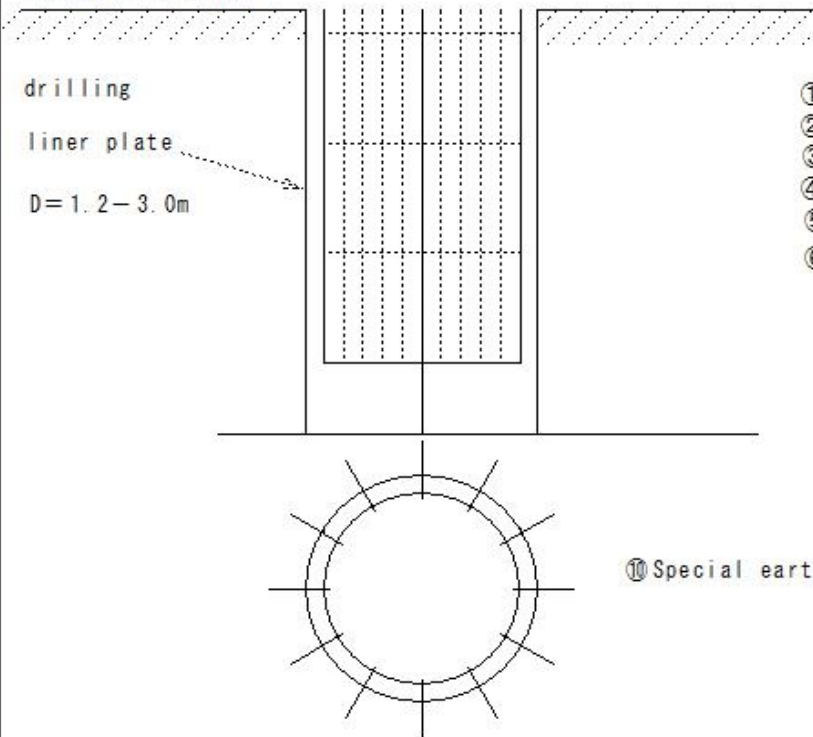
## (F370)deep foundation method

### (F370) deep foundation method

deep foundation method

circular vertical shaft

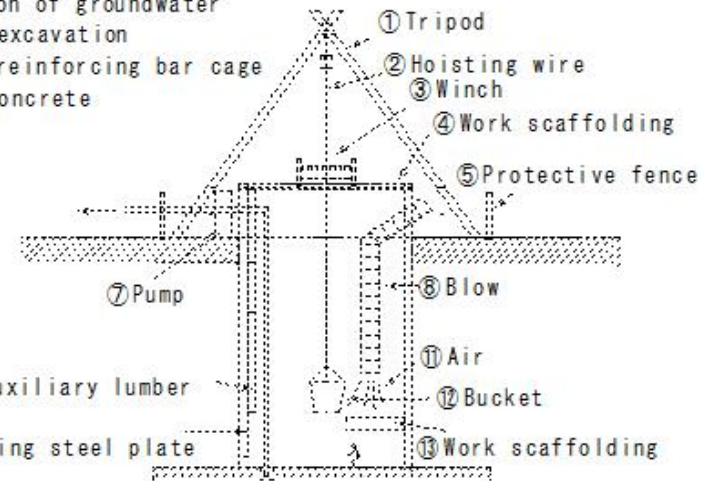
manual excavation



Dowel works

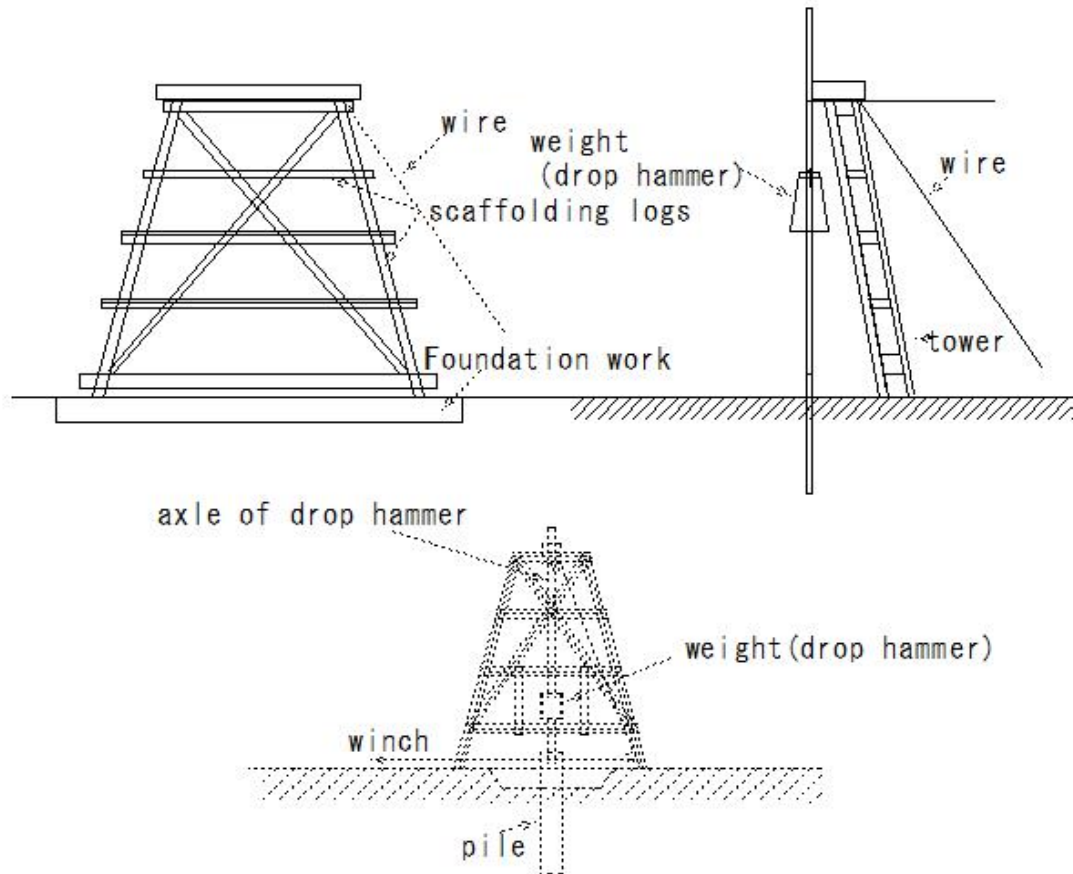
Cast-in-place pile method

- ① Steel formwork (liner plate)
- ② Exclusion of groundwater
- ③ Manual excavation
- ④ Insert reinforcing bar cage
- ⑤ Place concrete
- ⑥ Blow



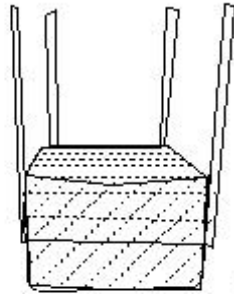
(F371)piling

(F371) piling



(F372)rammer


(F372) rammer



rammer

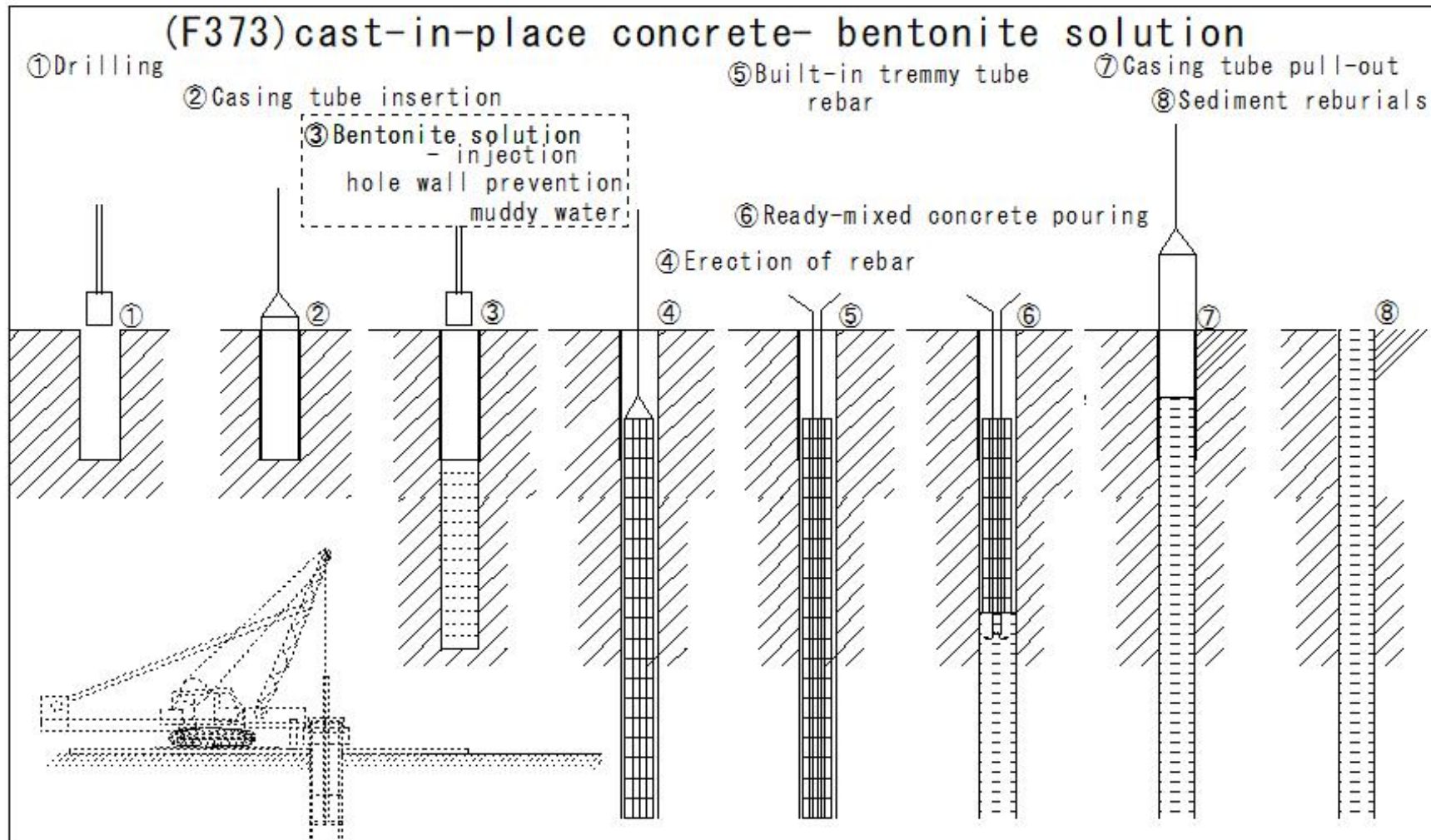
Soil tamping

Thick logs

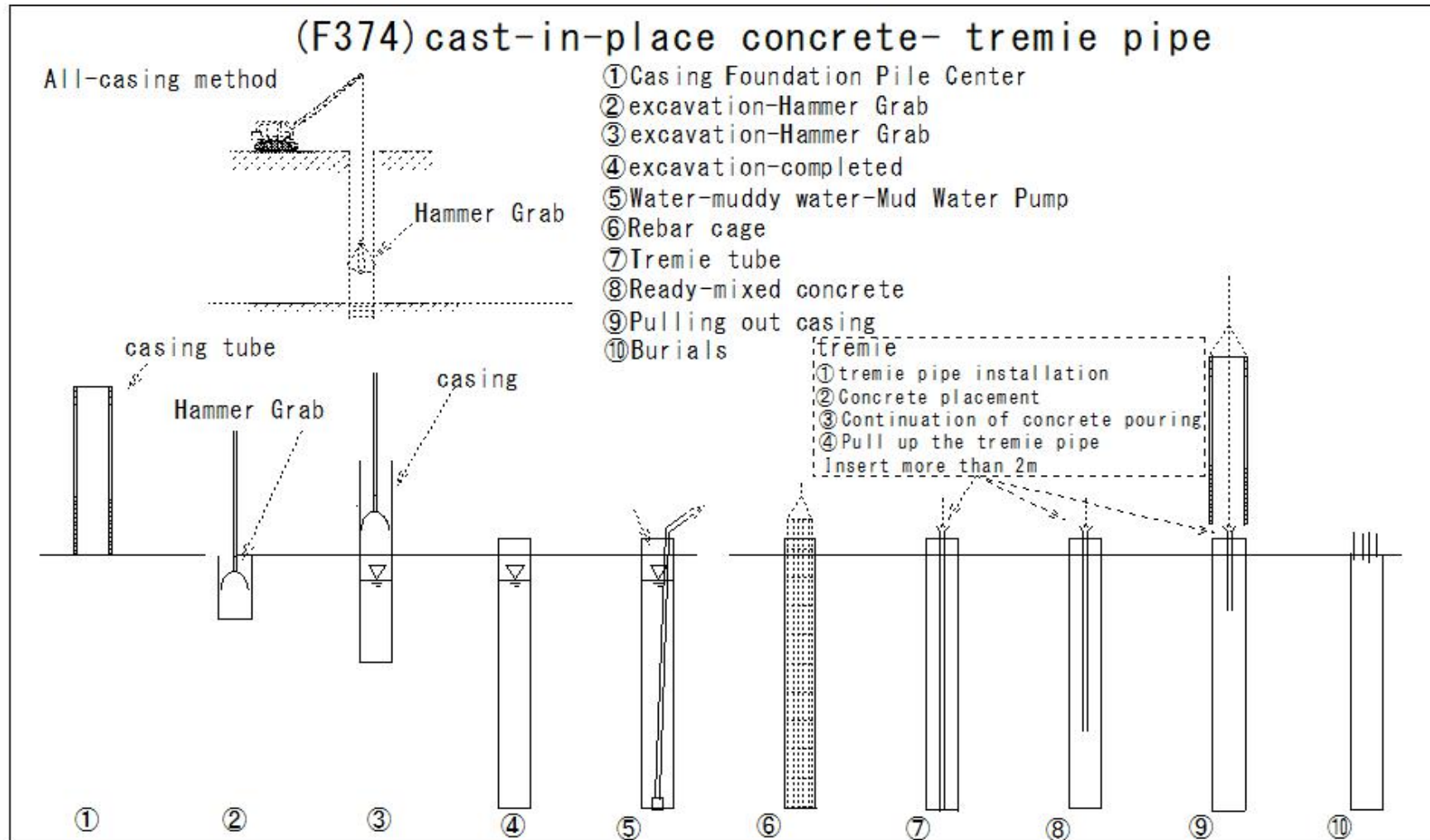




(F373) cast-in-place concrete- bentonite solution

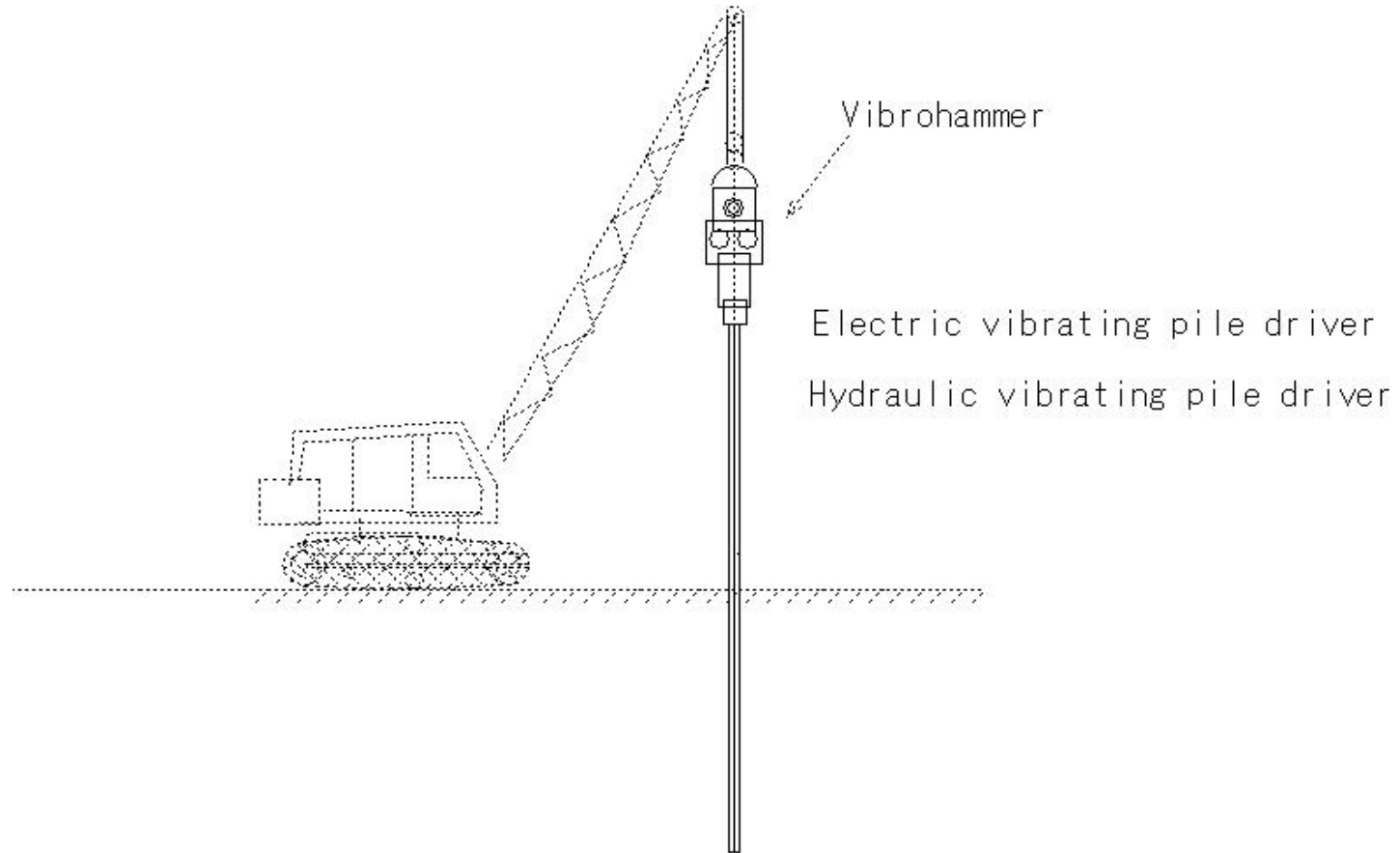


(F374) cast-in-place concrete- tremie pipe

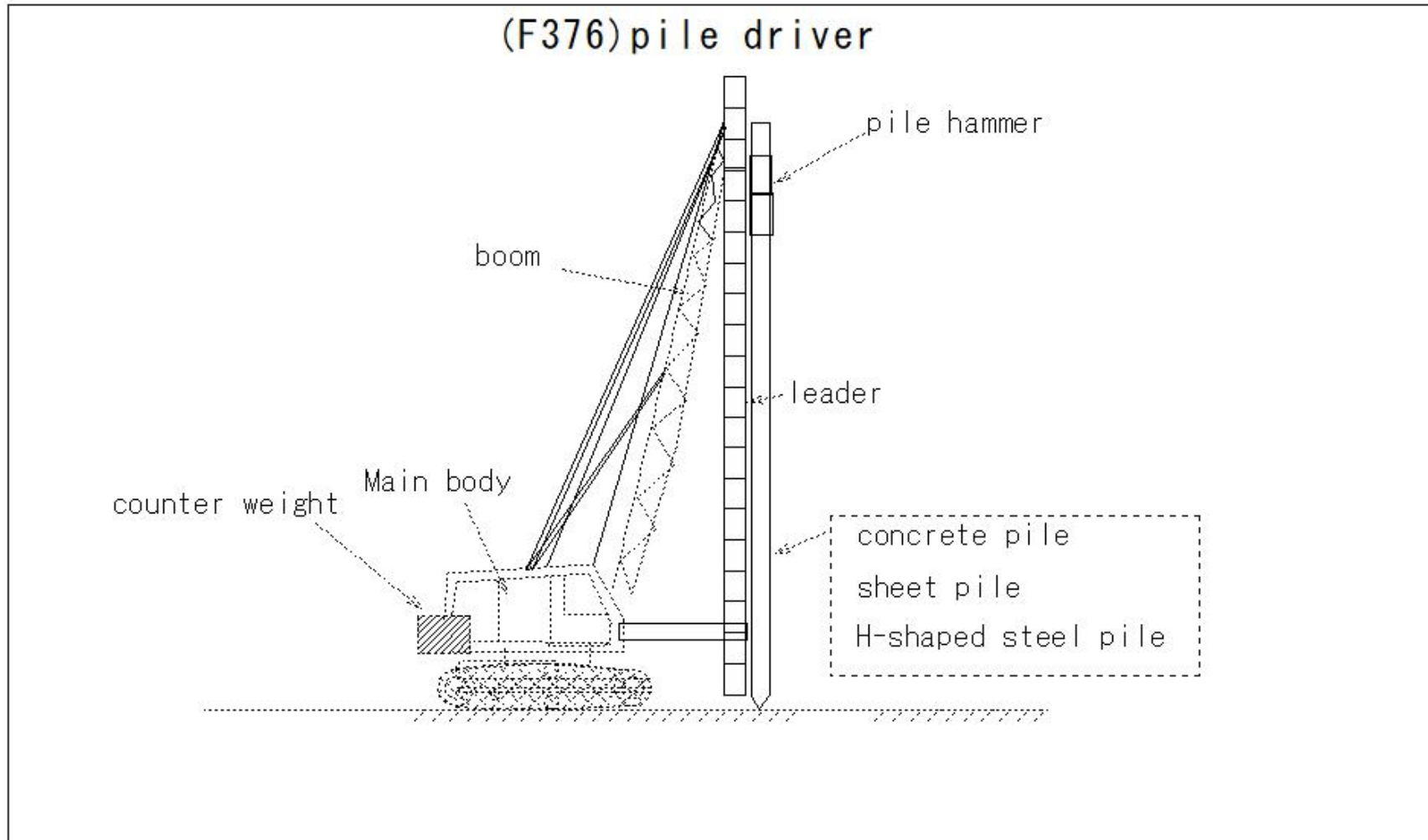


(F375)Vibrohammer method

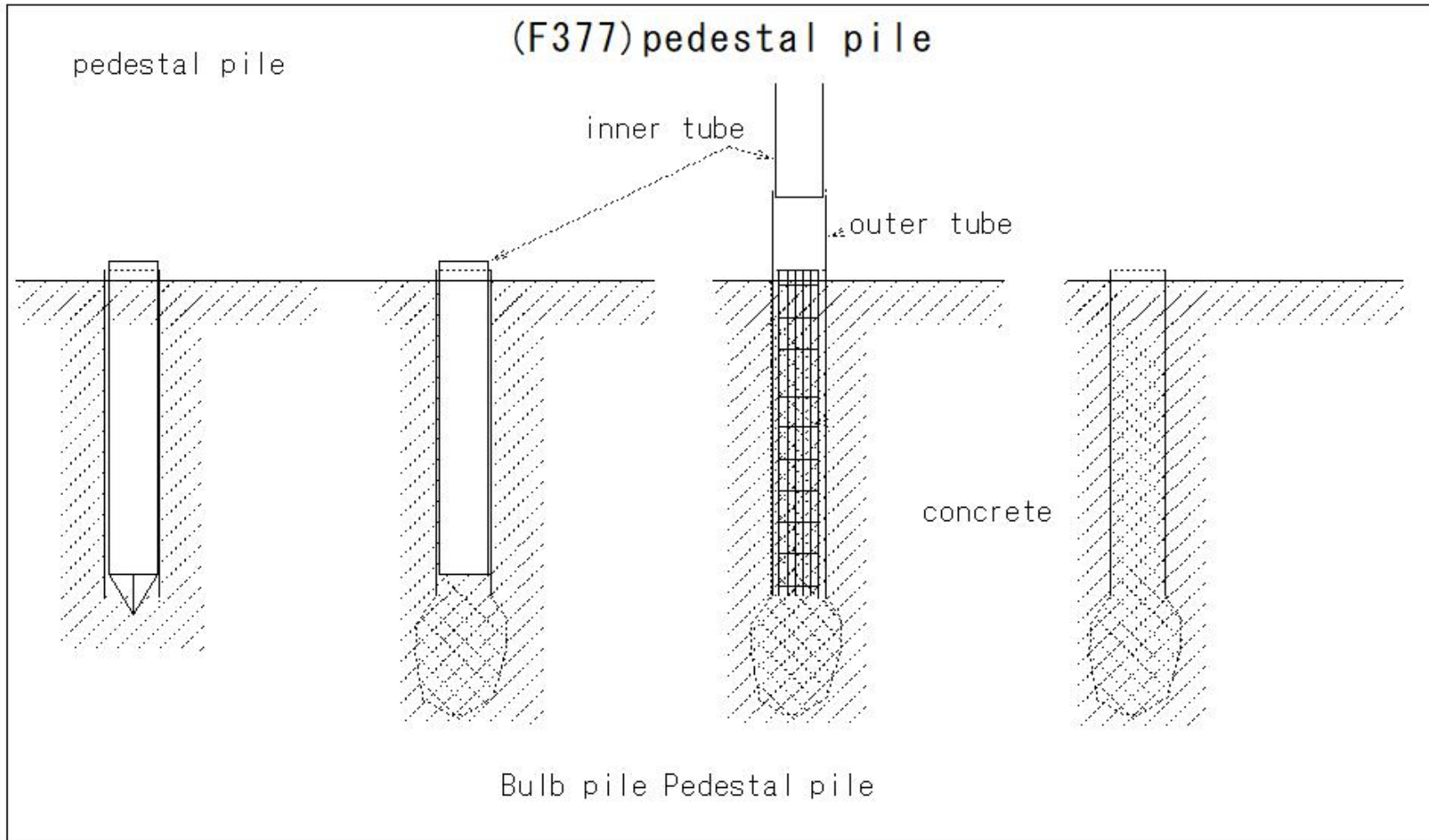
(F375) Vibrohammer method



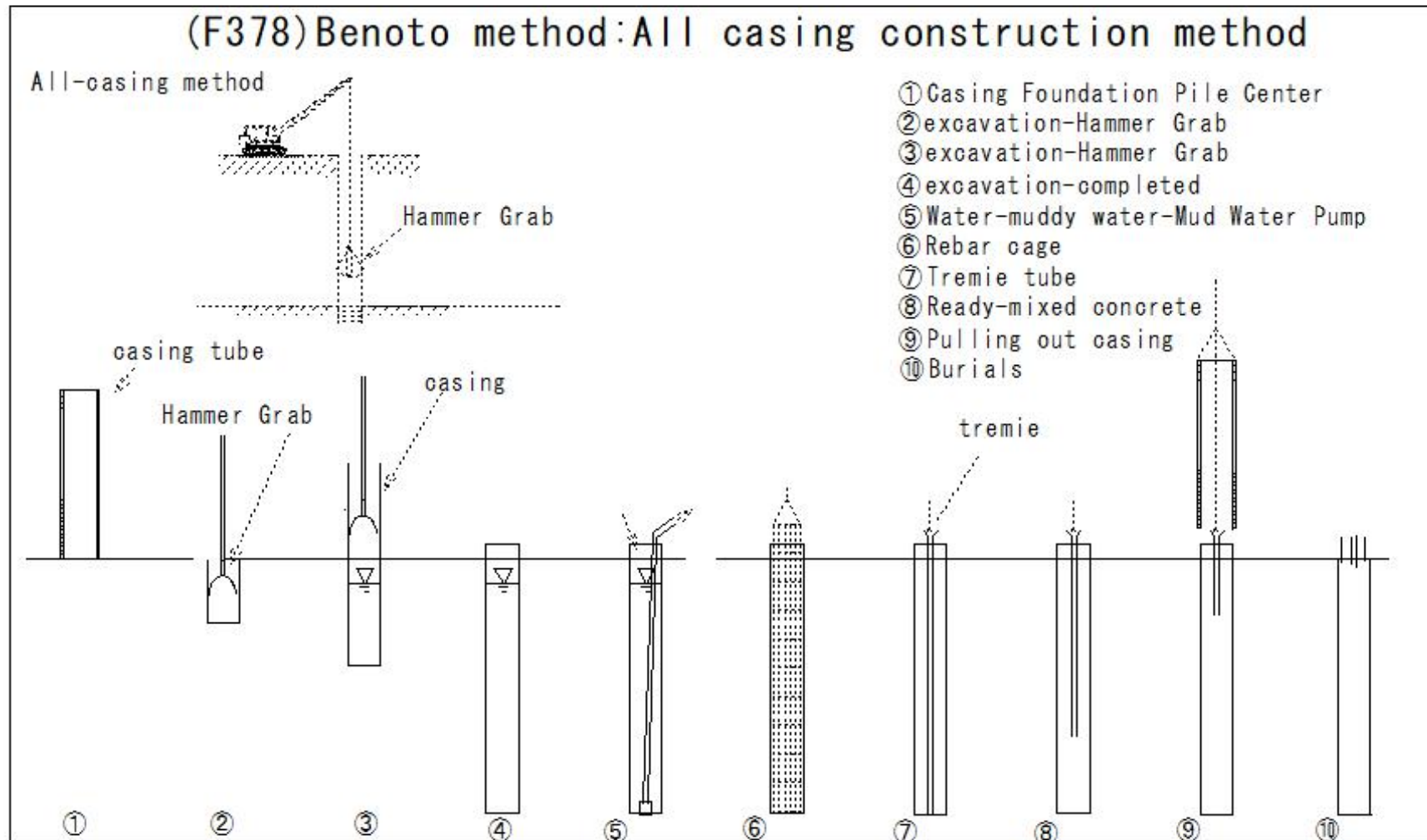
(F376)pile driver



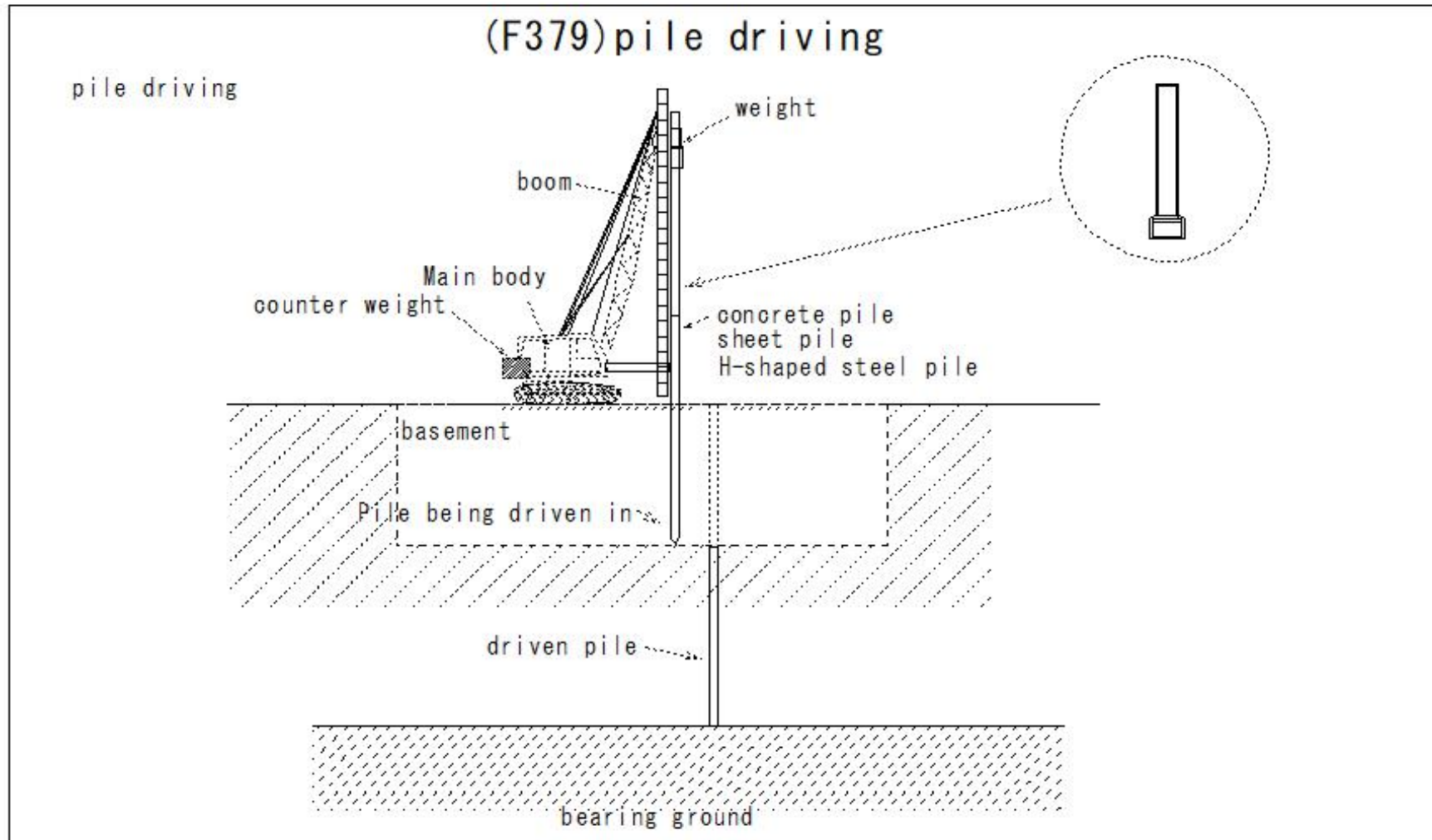
(F377)pedestal pile



(F378)Benoto method:All casing construction method



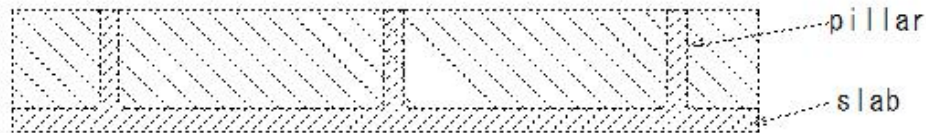
(F379)pile driving



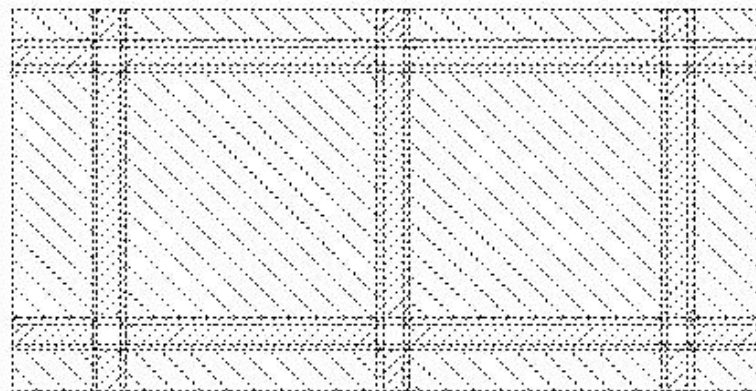
(F380)Foundation work

(F380)Foundation work-mat foundation-Spread foundation

mat foundation

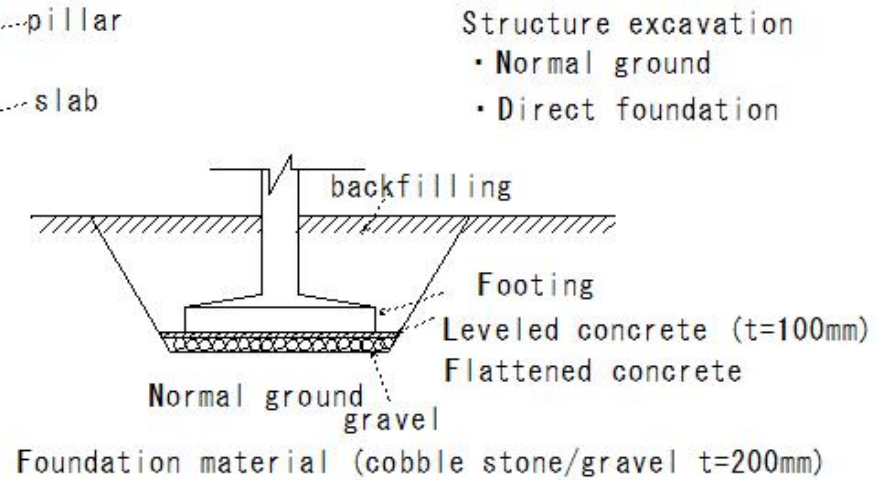


cross-section view



Plan

Spread foundation



Sand layer N value  $N \geq 30$

Clay layer N value  $N \geq 20$

Ground - supportable

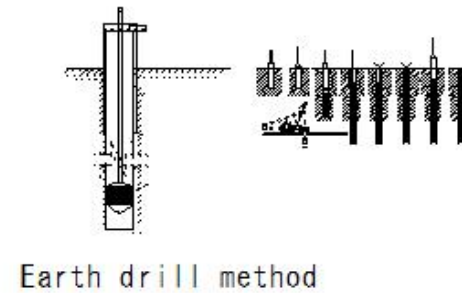
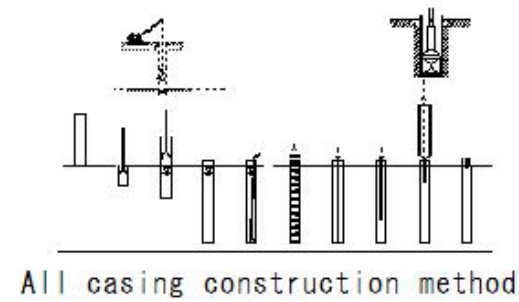
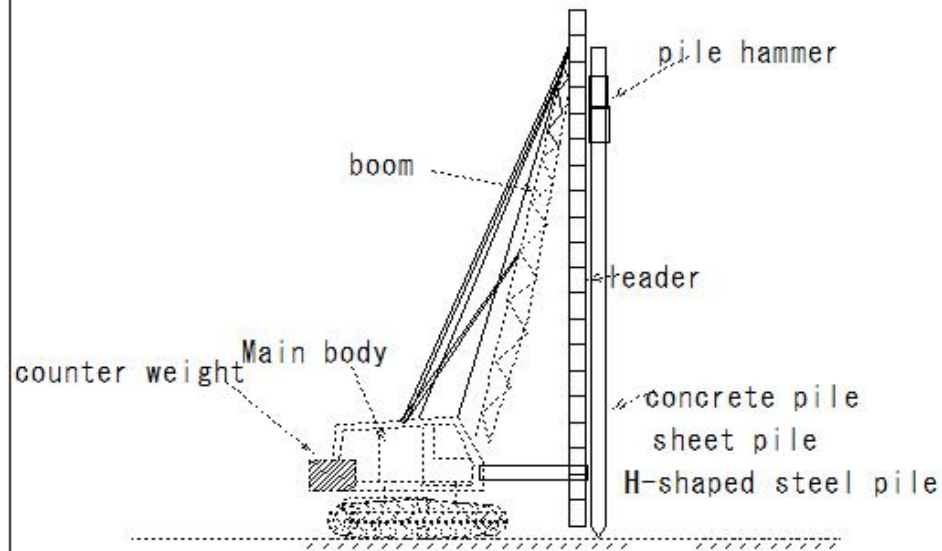


(F381)Foundation work-(Ready-made pile foundation)-Cast-in-place pile foundation

(F381)Foundation work-(Ready-made pile foundation)-Cast-in-place pile foundation

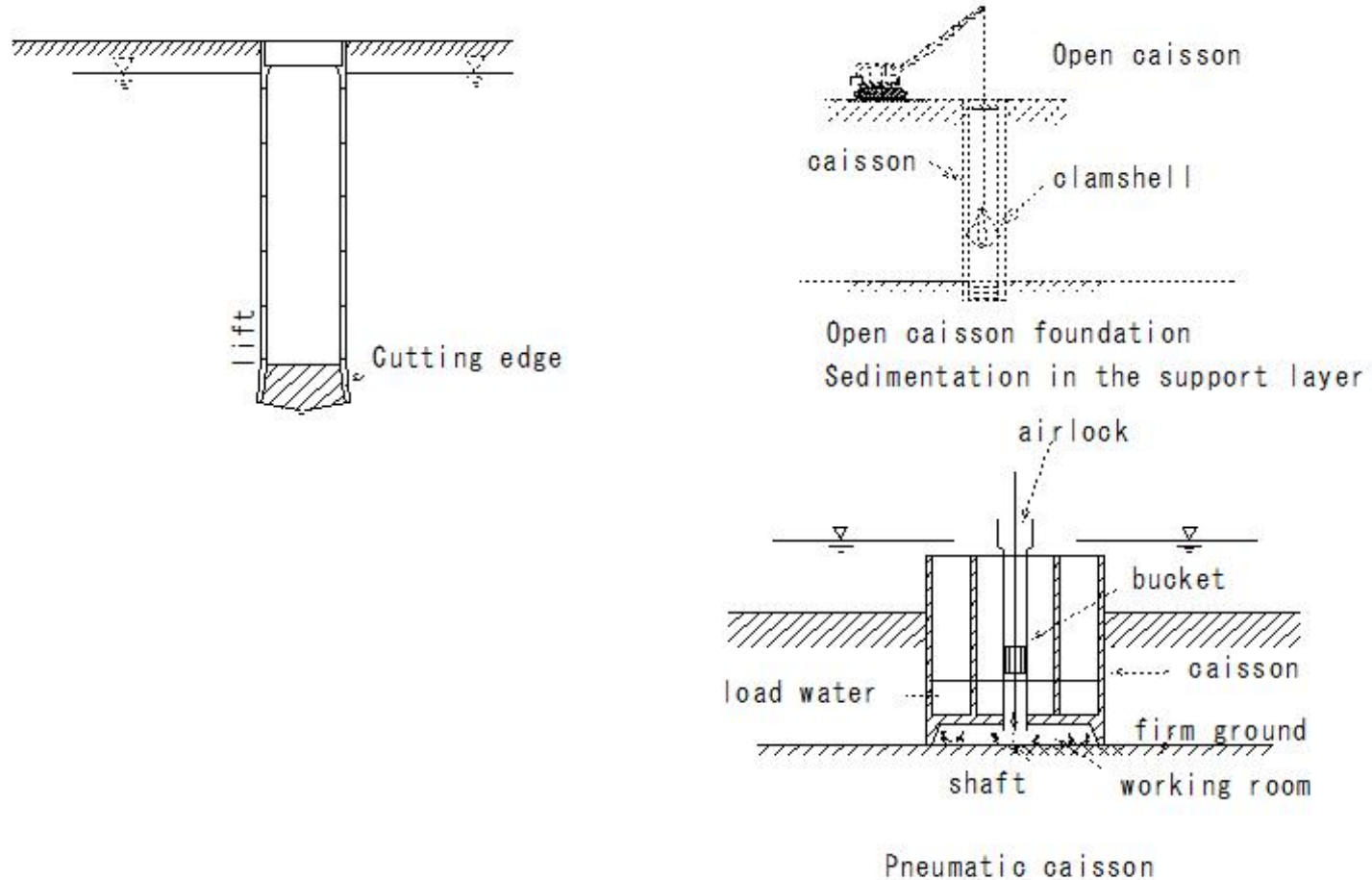
Ready-made pile foundation

Cast-in-place pile foundation



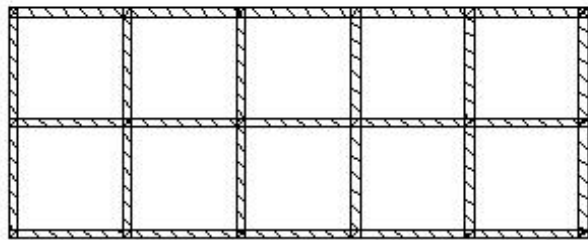
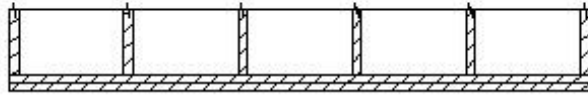
(F382) Foundation work-open caisson-pneumatic caisson

(F382) Foundation work-open caisson-pneumatic caisson

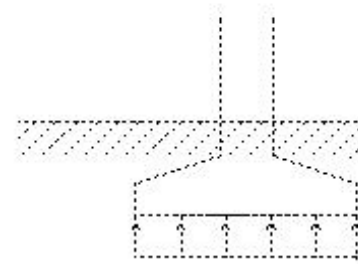


(F383)Foundation work-mat foundation-Spread foundation

(F383)Foundation work-Shallow foundation-mat foundation-Spread foundation



mat foundation

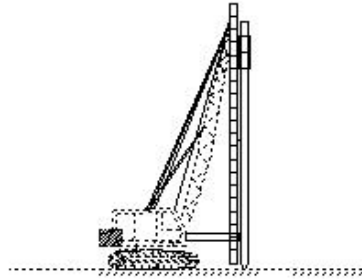


Spread foundation

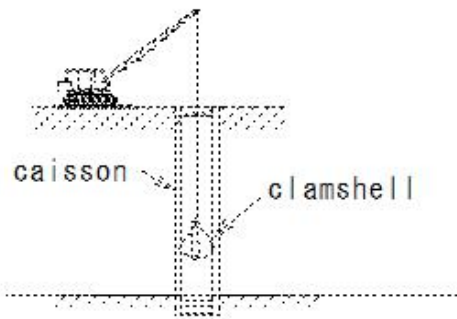
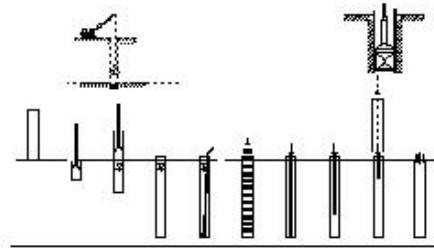
(F384) Foundation work-Deep foundation

(F384) Foundation work-Deep foundation

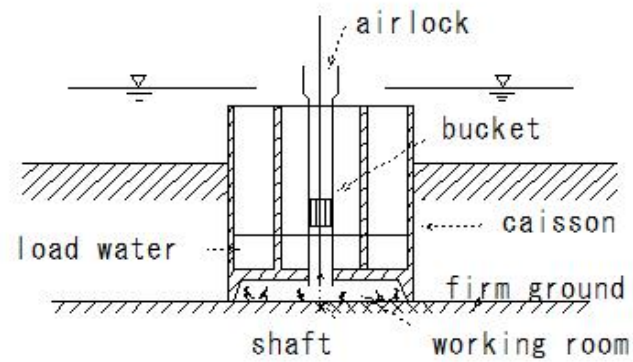
Ready-made pile foundation



All casing construction method



Open caisson foundation



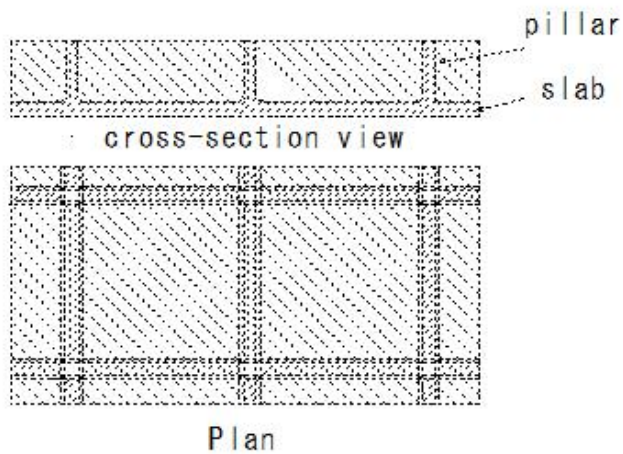
Pneumatic caisson

(F385) Foundation work-direct foundation

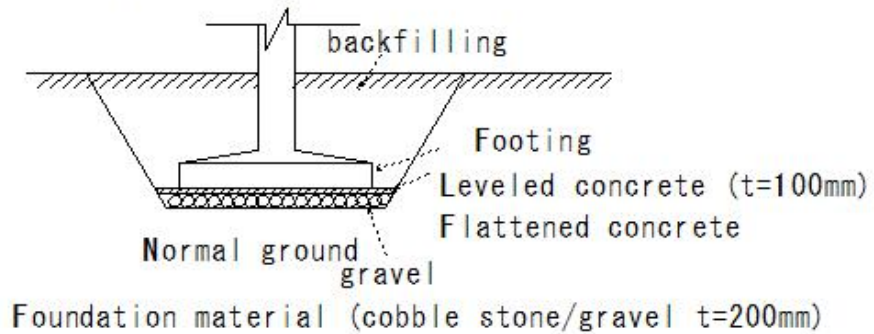
(F385) Foundation work-direct foundation

direct foundation

Direct basis  
Soft ground  
Uneven settlement



Structure excavation  
• Normal ground  
• Direct foundation



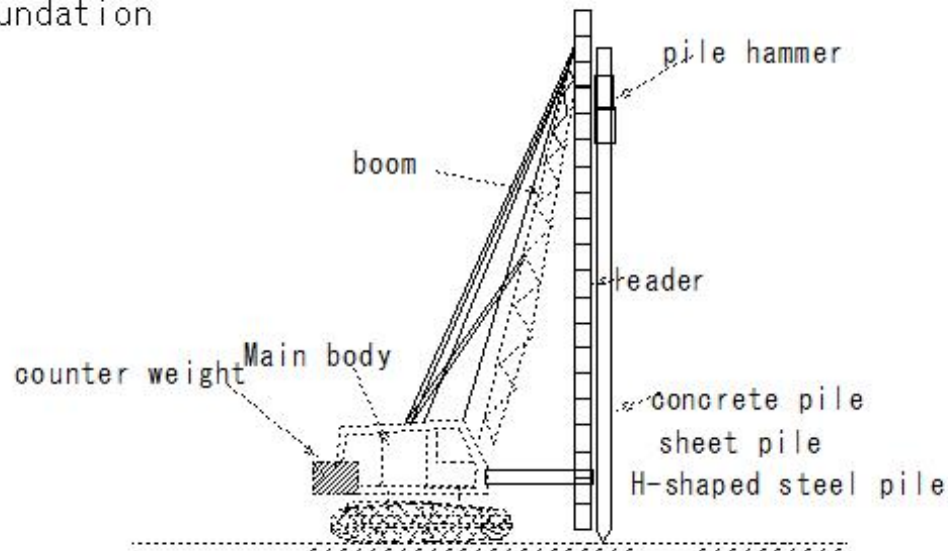
Sand layer N value  $N \geq 30$   
Clay layer N value  $N \geq 20$   
Ground - supportable

good points	bad points
minimum cost	Scope of application - limited
solid foundation	

(F386)Foundation work-pile foundation-ready-made piles

## (F386)Foundation work-pile foundation-ready made piles

pile foundation



good points

Preparation - little

cost- cheap

Construction period - short

bad points

Geological confirmation - impossible

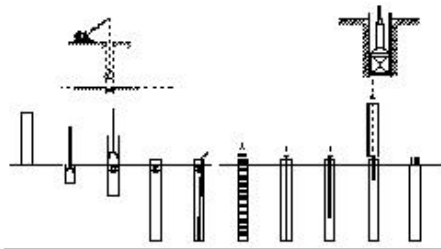
Noise/vibration - loud

Cobblestone - Difficult to construct

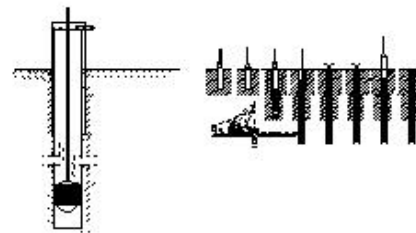
(F387)Foundation work-pile foundation-cast in place pile

## (F387)Foundation work-pile foundation-cast in place pile

Cast-in-place pile foundation



All casing construction method



Earth drill method

good points

Noise/vibration - low

Supporting capacity - sure

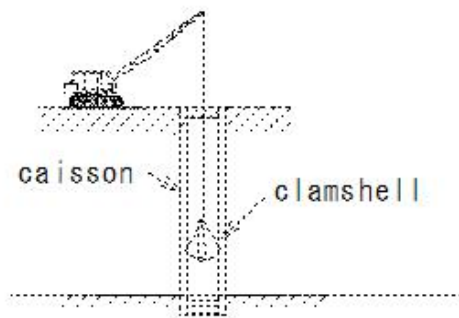
bad points

Preparation - big

cost is high

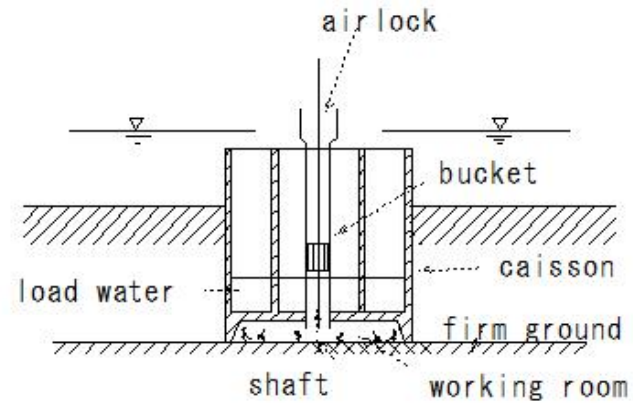
(F388) Foundation work-pile foundation-caisson foundation

(F388) Foundation work-pile foundation-caisson foundation



Open caisson foundation  
Sedimentation in the support layer

Open caisson



Pneumatic caisson

good points

- Supporting capacity/horizontal resistance force - large
- Geology - confirmation - possible

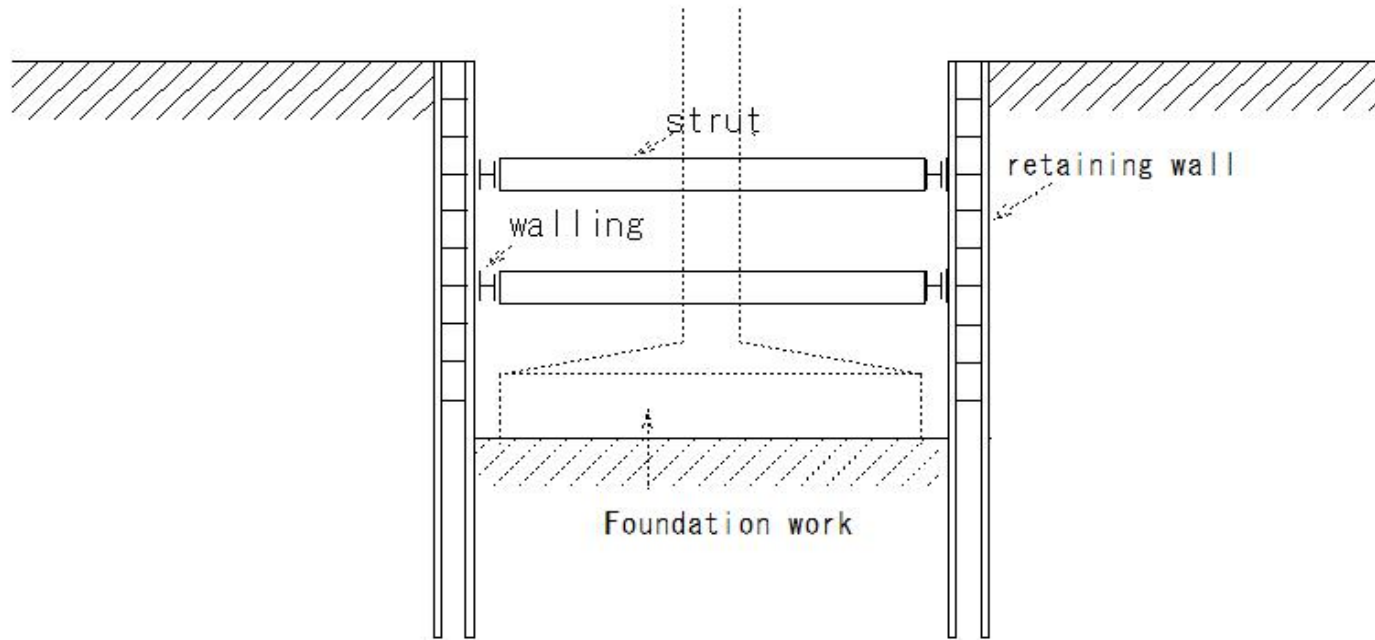
bad points

- Preparation - big
- cost is high



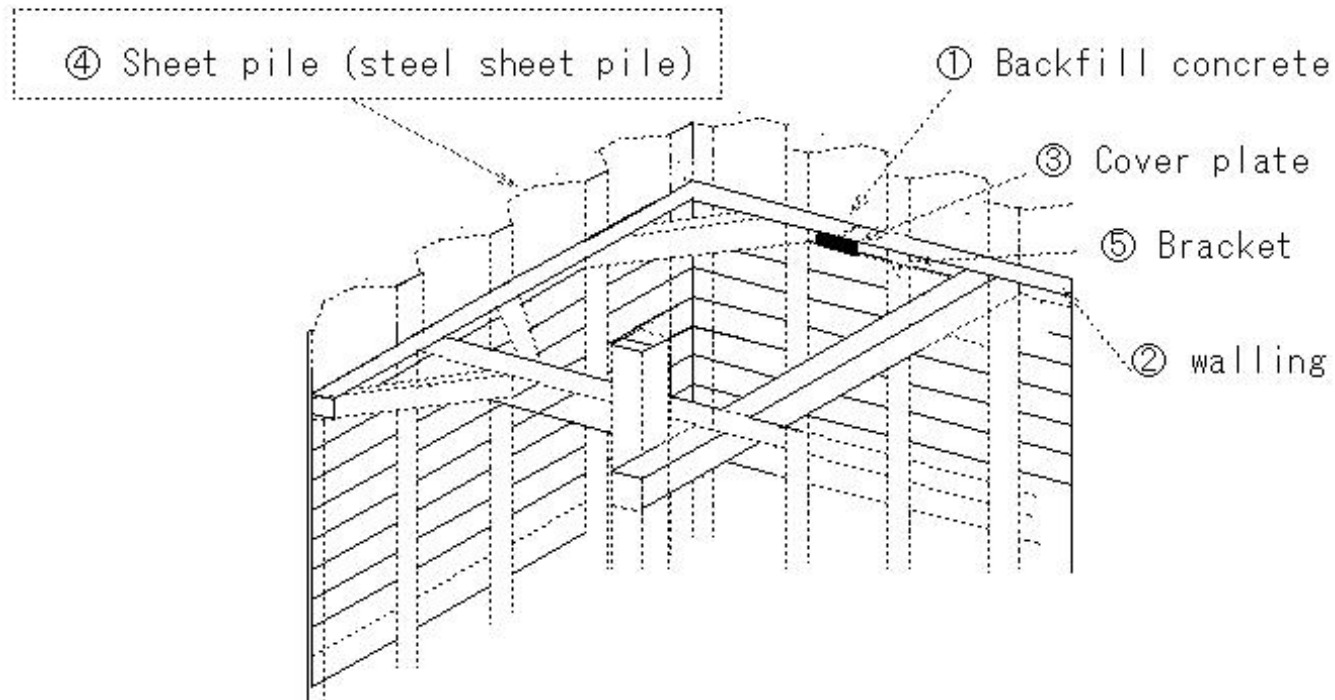
(F389)Earth retaining wall

(F389)Earth retaining wall



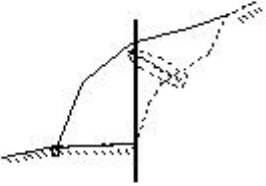
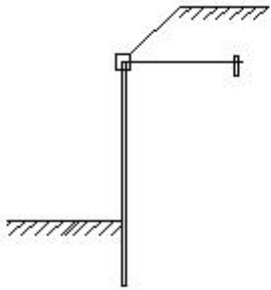
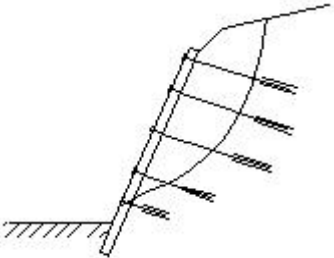
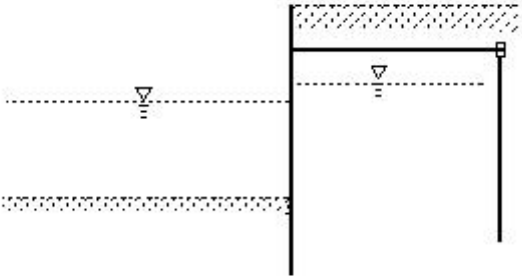
(F390)Earth retaining work-Steel sheet pile work

(F390)Earth retaining work-Steel sheet pile work



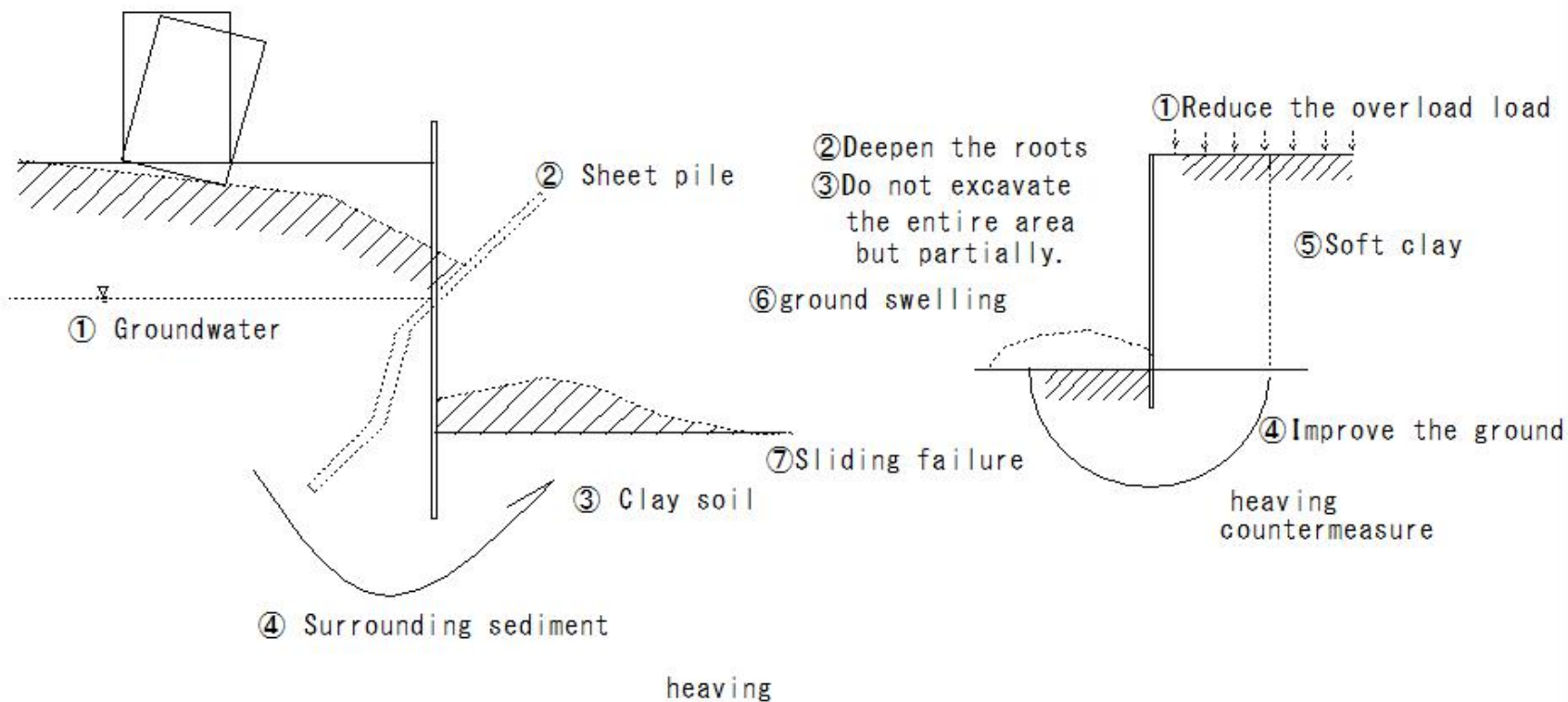
(F391)Earth retaining work-Earth anchor method

(F391)Earth retaining work-Earth anchor method

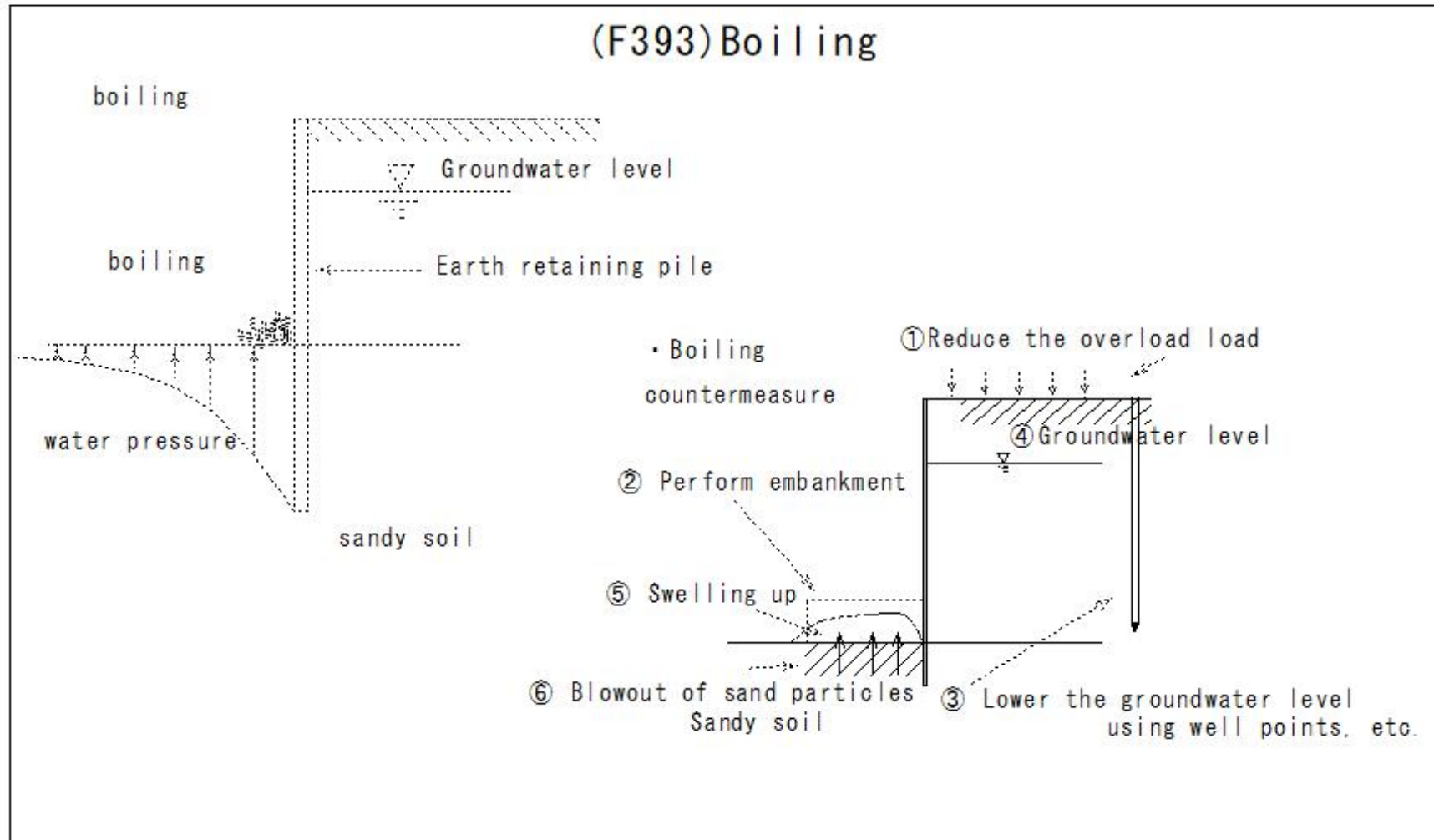


(F392)heaving

### (F392) heaving



(F393)Boiling



(F394)Ground improvement work

(F394)Ground improvement work

Ground improvement work

Replacement method: Replacement with high-quality soil

Surface treatment method: Improving soil strength  
increase soil density

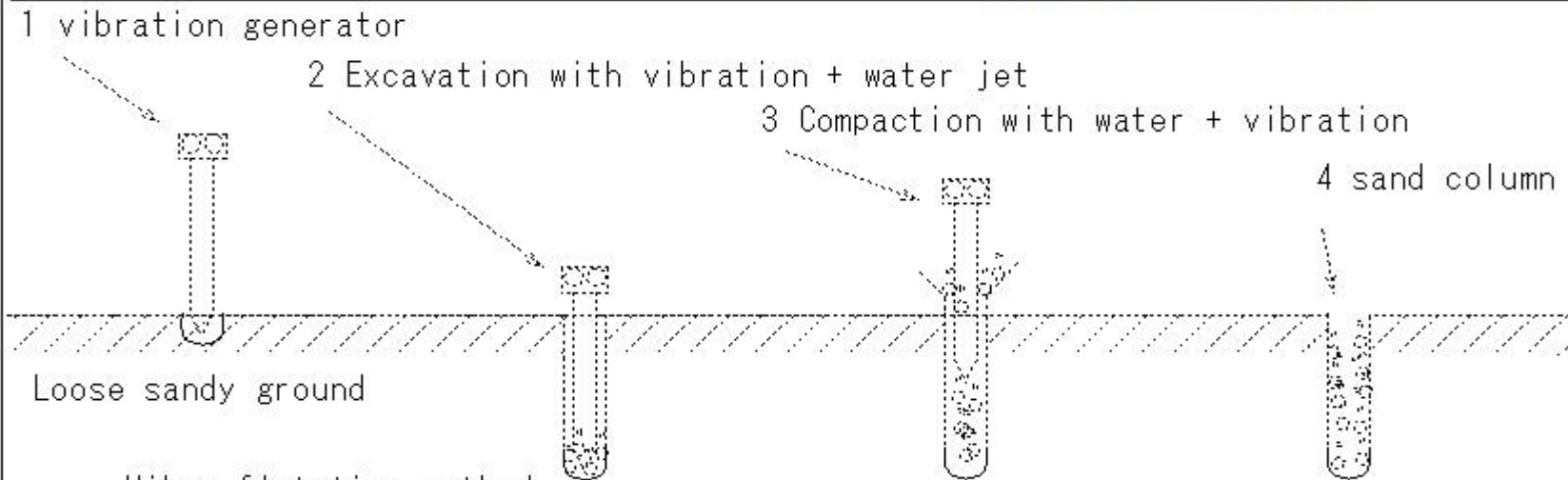
- : Accelerate consolidation by loading
- : Groundwater drop due to pumping
- : Construction method using compaction
- : Method of consolidating soil
- : Consolidated with a bond

(F395)Ground improvement work-Vibroflotation method

(F395)Ground improvement work-Vibroflotation method

Sandy ground - ground improvement

construction method	improvement depth	Improved N value	Overview of construction method
Vibroflotation method	20m	10-15	vibration jet water
			Penetrating into sandy ground
			Sand supply - compaction



Vibro flotation method

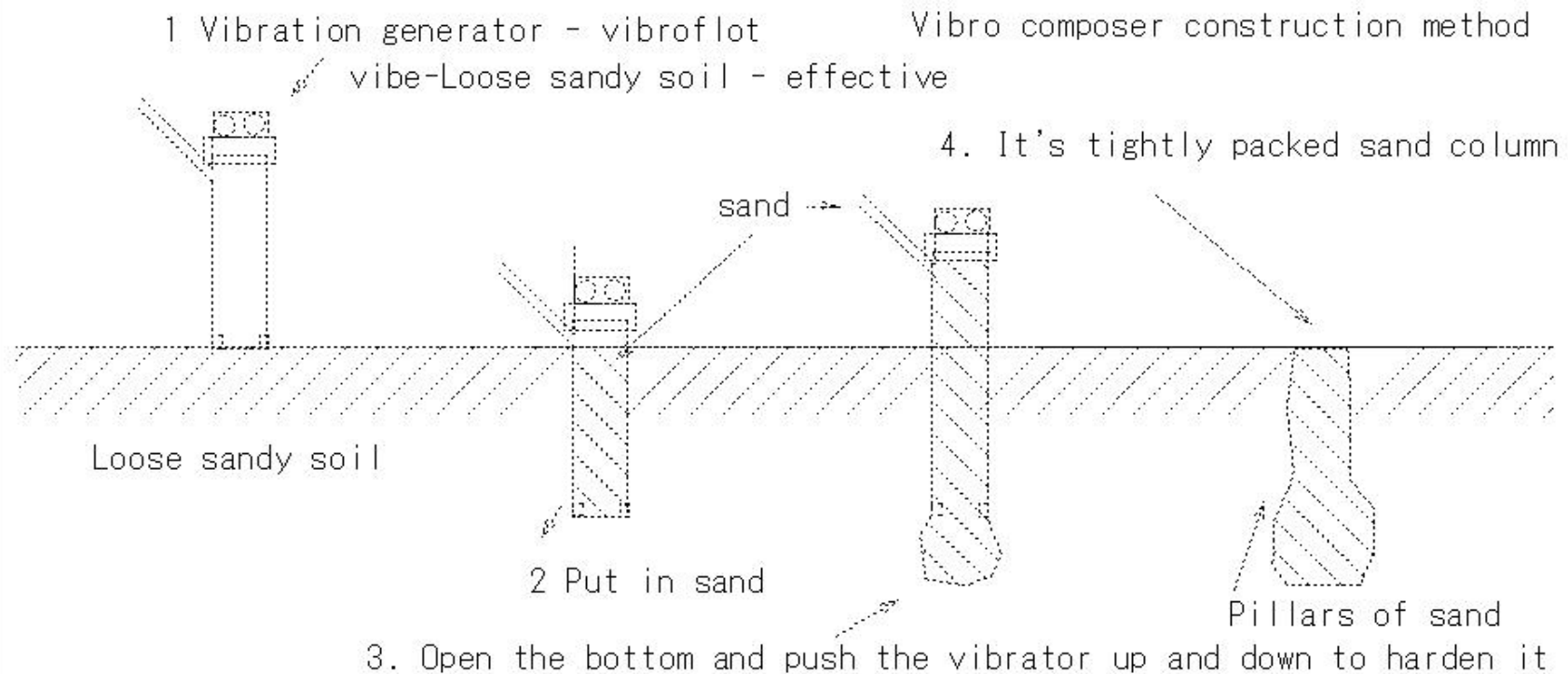
- 1 vibration generator - pile
- 2 Jet water and vibration - intrusion
- 3 Sand/gravel - input
- 4 Water tightening/vibration - compaction

(F396)Ground improvement work-Vibro Composer method

(F396) Ground improvement work-Vibro Composer method

Sandy ground - ground improvement

construction method	improvement depth	Improved N value	Overview of construction method
Vibro Composer method	30m	10-20	Vibration load - sand column





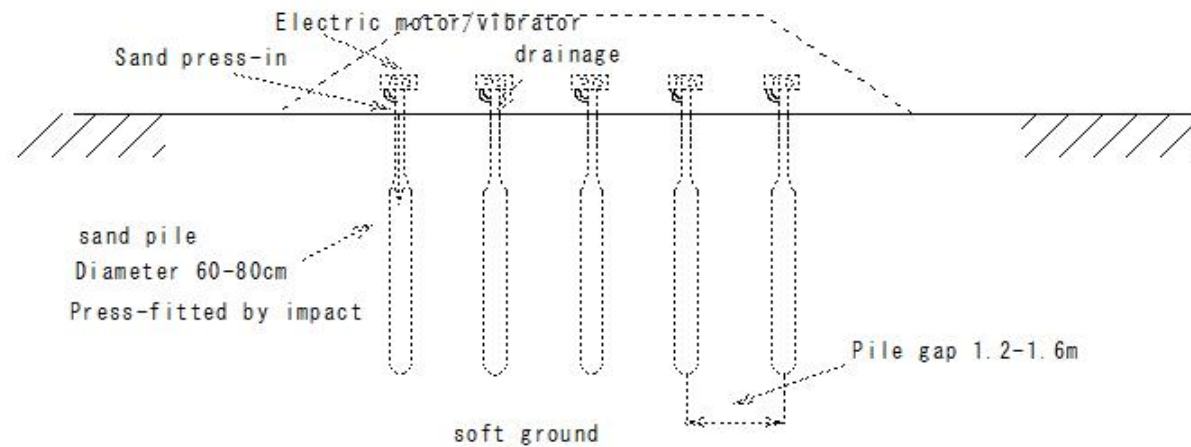
(F397)Ground improvement work-Sand compaction method

(F397)Ground improvement work-Sand compaction method

Sandy ground - ground improvement

construction method	improvement depth	Improved N value	Overview of construction method
Sand compaction method	15m	10-20	Shock/vibration - sandy ground
			- ground tightening

Sand compaction method



(F398)Ground improvement work-Preloading method

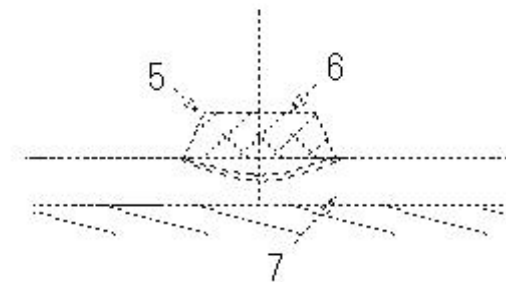
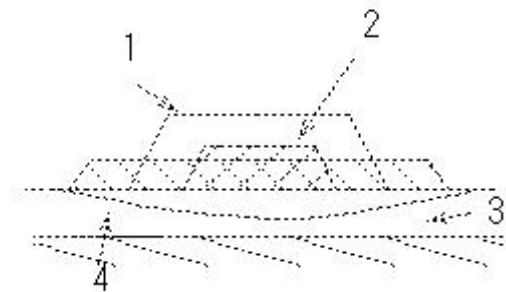
(F398) Ground improvement work-Preloading method

Improvement method for clay ground

construction method	Construction method overview	improvement depth
Preloading method	on soft ground large load	10-20m
	Accelerate consolidation settlement load removal	
	structure construction	

Preloading method

- ①Load the weight to be embanked
- ②Settlement
- ③Extra weight (preload): surcharge method
  - 1 Preload height
  - 2 Planned amount
  - 3 Poor ground
  - 4 Using a construction method to lower the groundwater level
  - 5 Planned amount
  - 6 Preload removal
  - 7 Consolidation completed ground




(F399)Ground improvement work-Sand drain method

(F399)Ground improvement work-Sand drain method

Improvement method for clay ground


construction method	Construction method overview	improvement depth
Sand drain method	drainage sand pillar Drive-in type	15-30m
	Vibro type Auger type Bagged type	

Sand drain method

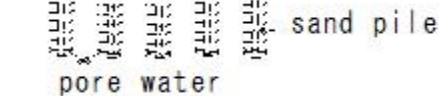


Eliminates pore water in cohesive soil

- Consolidation settlement in a short time



Soft ground/cohesive soil



Sand drain method

- 1 Mandrel  
poor layer  
Compressed air
- 2 Driving
- 3 Add sand
- 4 Compressed air
- 5 Pull out the sand pile  
about 20m




Sand drain method

(F400)Ground improvement work-Paper drain method

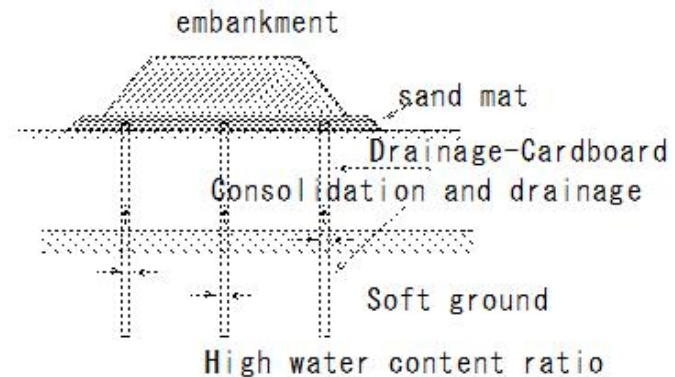
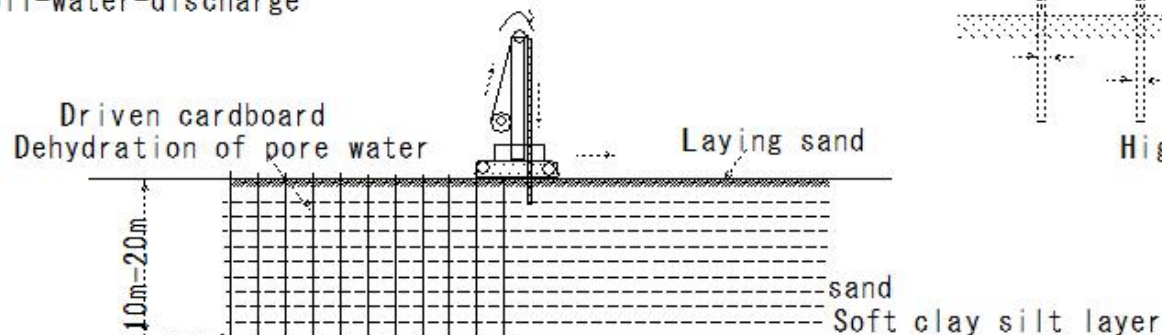
(F400) Ground improvement work-Paper drain method

Improvement method for clay ground

construction method	Construction method overview	improvement depth
Paper drain method	Drainage channel - cardboard card board	15-20m
	Construction speed - fast Construction cost - cheap	
	Construction management - easy	



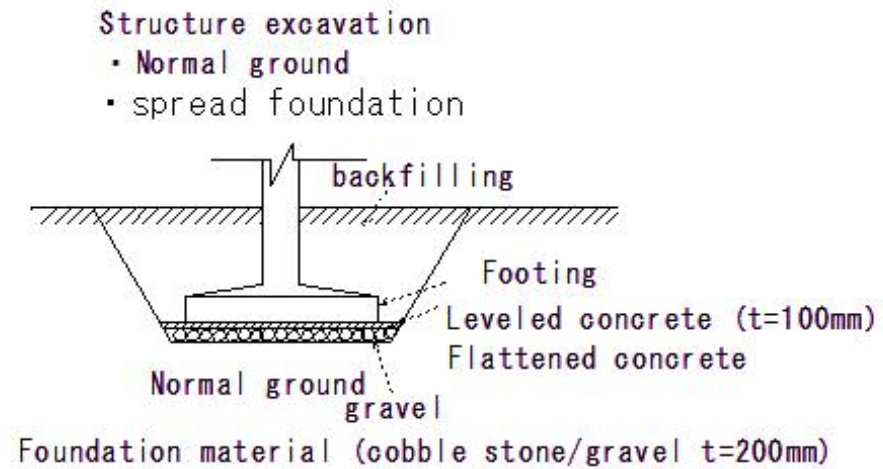
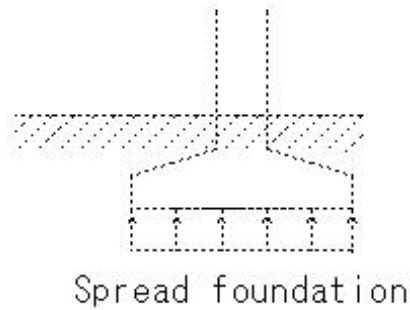
Paper drain method  
Pore water - dehydration  
Soil-water-discharge



(F401)spread foundation : direct foundation

(F401) spread foundation : direct foundation

spread foundation : direct foundation



Sand layer N value  $N \geq 30$

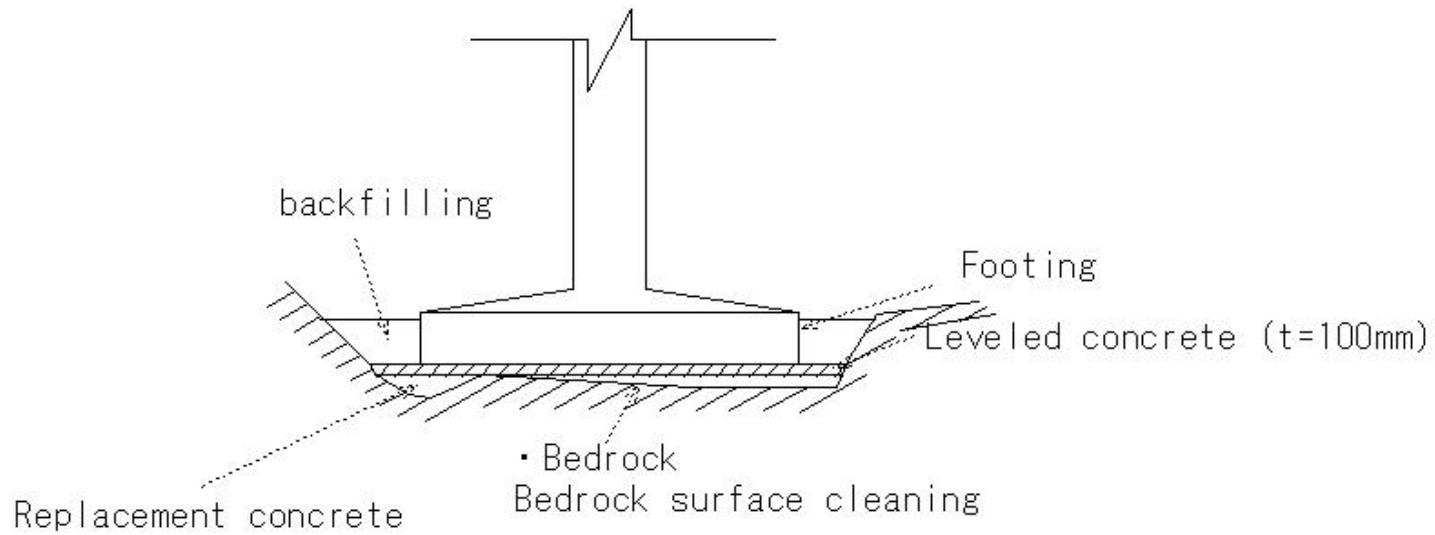
Clay layer N value  $N \geq 20$

Ground - supportable

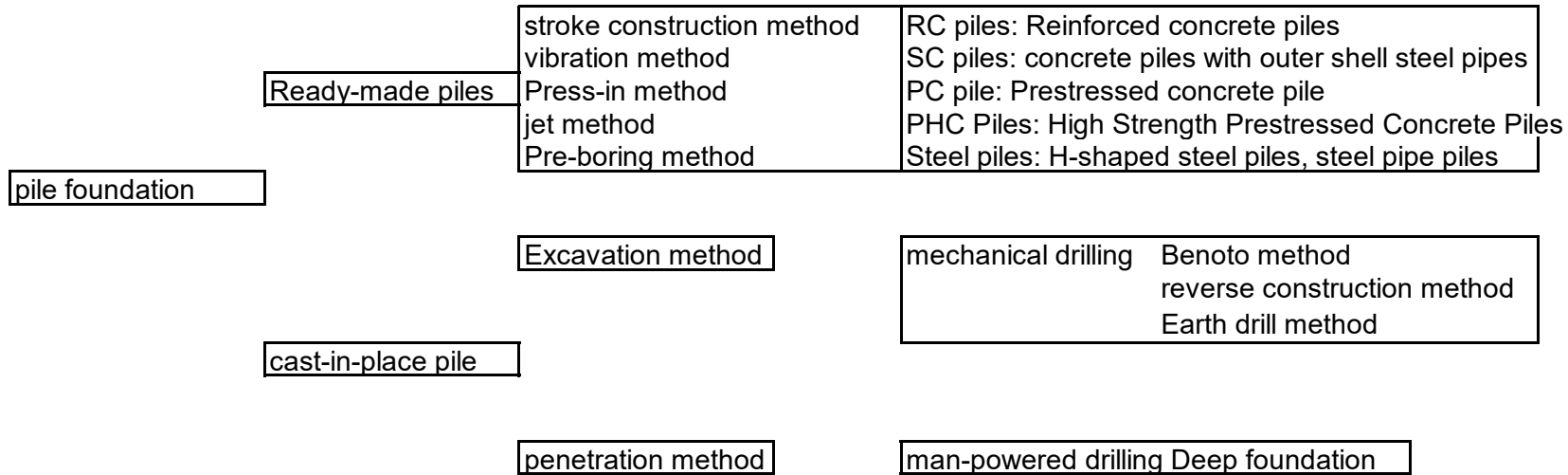
(F402)spread foundation-direct foundation

(F402) spread foundation-direct foundation

Structure excavation  
spread foundation-direct foundation  
• Bedrock



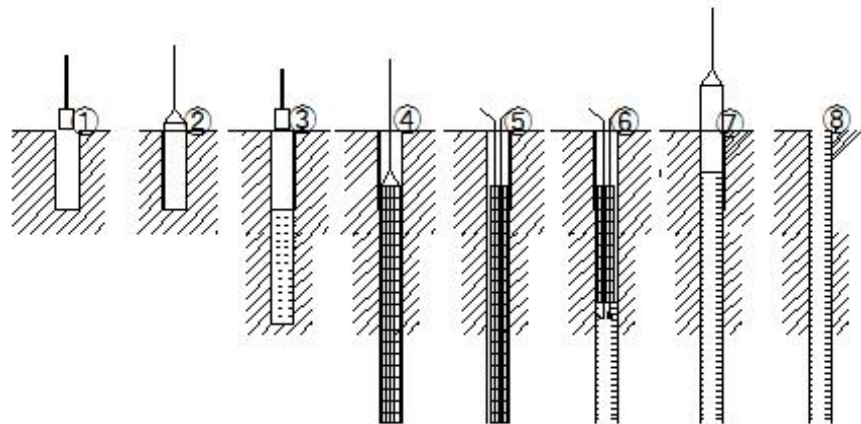
(F403)classification of pile foundation



(F404)cast-in-place pile Benoto method

(F404) cast-in-place pile Benoto method

cast-in-place pile Benoto method



- ① Drilling
- ② Casing tube insertion
- ③ Bentonite solution - injection  
hole wall prevention muddy water
- ④ Erection of rebar
- ⑤ Built-in tremie tube rebar
- ⑥ Ready-mixed concrete pouring
- ⑦ Casing tube pull-out
- ⑧ Sediment reburials

All-casing method

casing tube

Hammer Grab casing

tremie



- ① Casing Foundation Pile Center
- ② excavation-Hammer Grab
- ③ excavation-Hammer Grab
- ④ excavation-completed
- ⑤ Water-muddy water-Mud Water Pump
- ⑥ Rebar cage
- ⑦ Tremie tube
- ⑧ Ready-mixed concrete
- ⑨ Pulling out casing
- ⑩ Burials

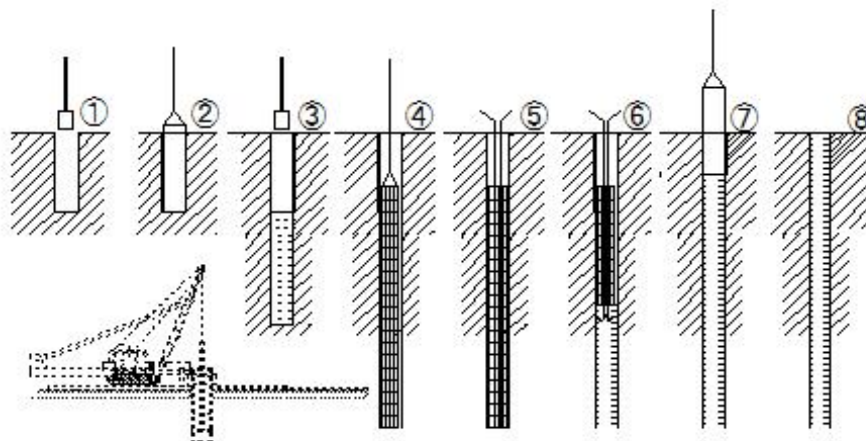
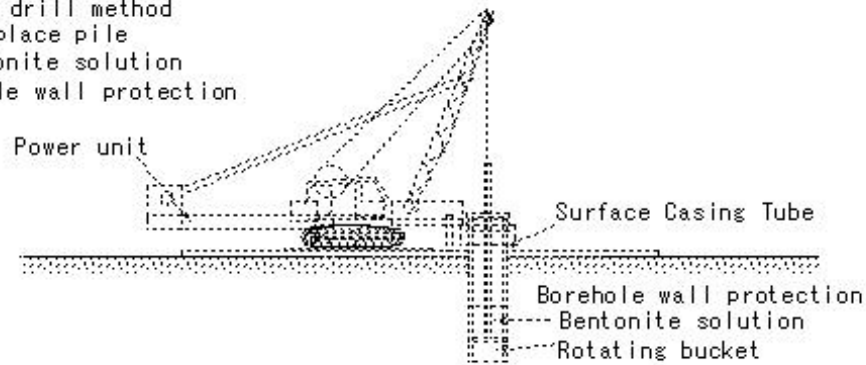
- ①
- ②
- ③
- ④
- ⑤
- ⑥
- ⑦
- ⑧
- ⑨
- ⑩



(F405)cast-in-place pile Earth drill method

(F405) cast-in-place pile Earth drill method

earth drill method  
In-place pile  
Bentonite solution  
Borehole wall protection



- ① Drilling
- ② Casing tube insertion
- ③ Bentonite solution - injection
- ④ Erection of rebar
- ⑤ Built-in tremie tube rebar
- ⑥ Ready-mixed concrete pouring
- ⑦ Casing tube pull-out
- ⑧ Sediment reburials

(F406)cast-in-place pile Reverse construction method

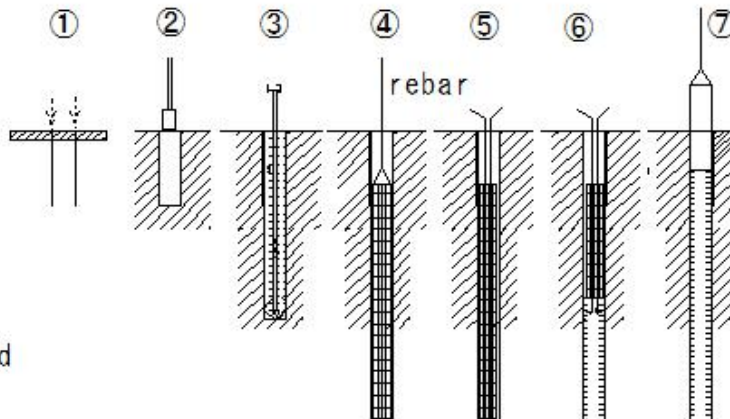
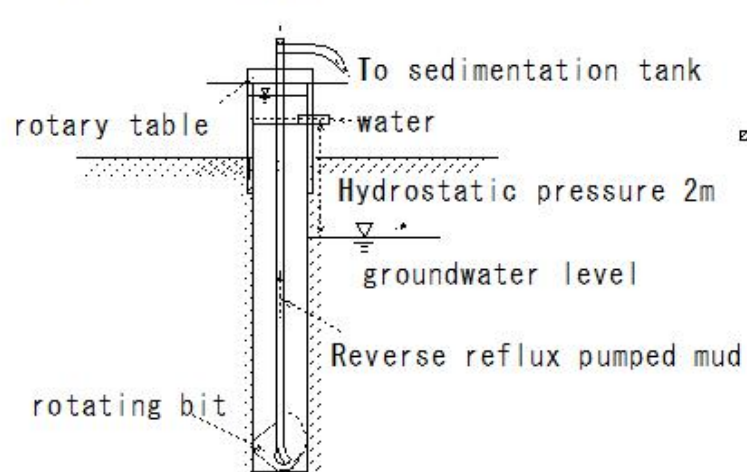
(F406) cast-in-place pile Reverse construction method

① Installing stand pipe

② Internal excavation with bucket

③ Excavation using leavers method

Reverse circulation method



④ Reinforcement installation

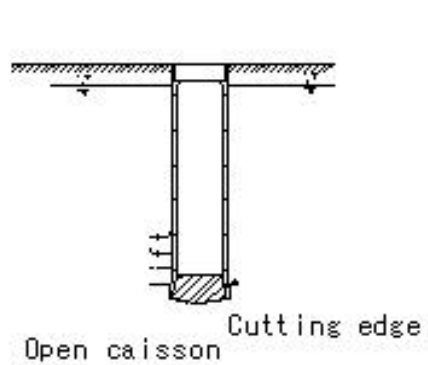
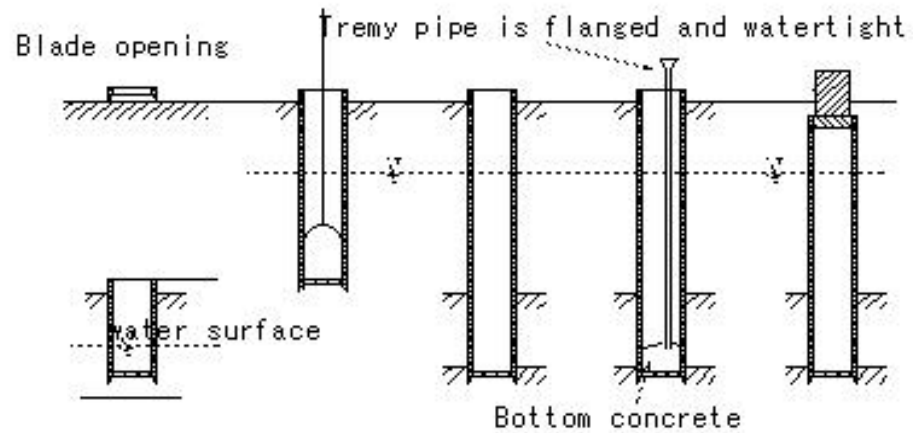
⑤ Suck up sediment-Built-in tremie pipe

⑥ Concrete pouring

⑦ Pull out the stand pipe

(F407)cast-in-place pile Open caisson construction method

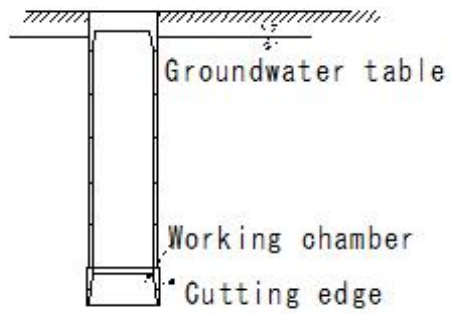
(F407)cast-in-place pile Open caisson construction method



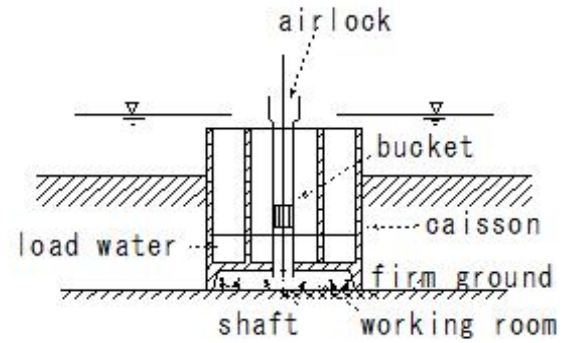
Open caisson foundation  
Sedimentation in the support layer

(F408)cast-in-place pile pneumatic caisson

(F408)cast-in-place pile pneumatic caisson



open caisson



Pneumatic caisson

(F409) Foundation construction machinery(Pedestal method)

(F409) Foundation construction machinery(Pedestal method)

Construction plan for piles and caissons

Foundation construction machinery

Pedestal method

Supporting capacity - increase

Pedestal pile

